

DAYTON FLYERS

2007-08

DAYTON FLYER BASKETBALL



JIMMY BINNIE
SENIOR



ANDRES SANDOVAL
SENIOR



BRIAN ROBERTS
SENIOR

atlantic
A10
CONFERENCE

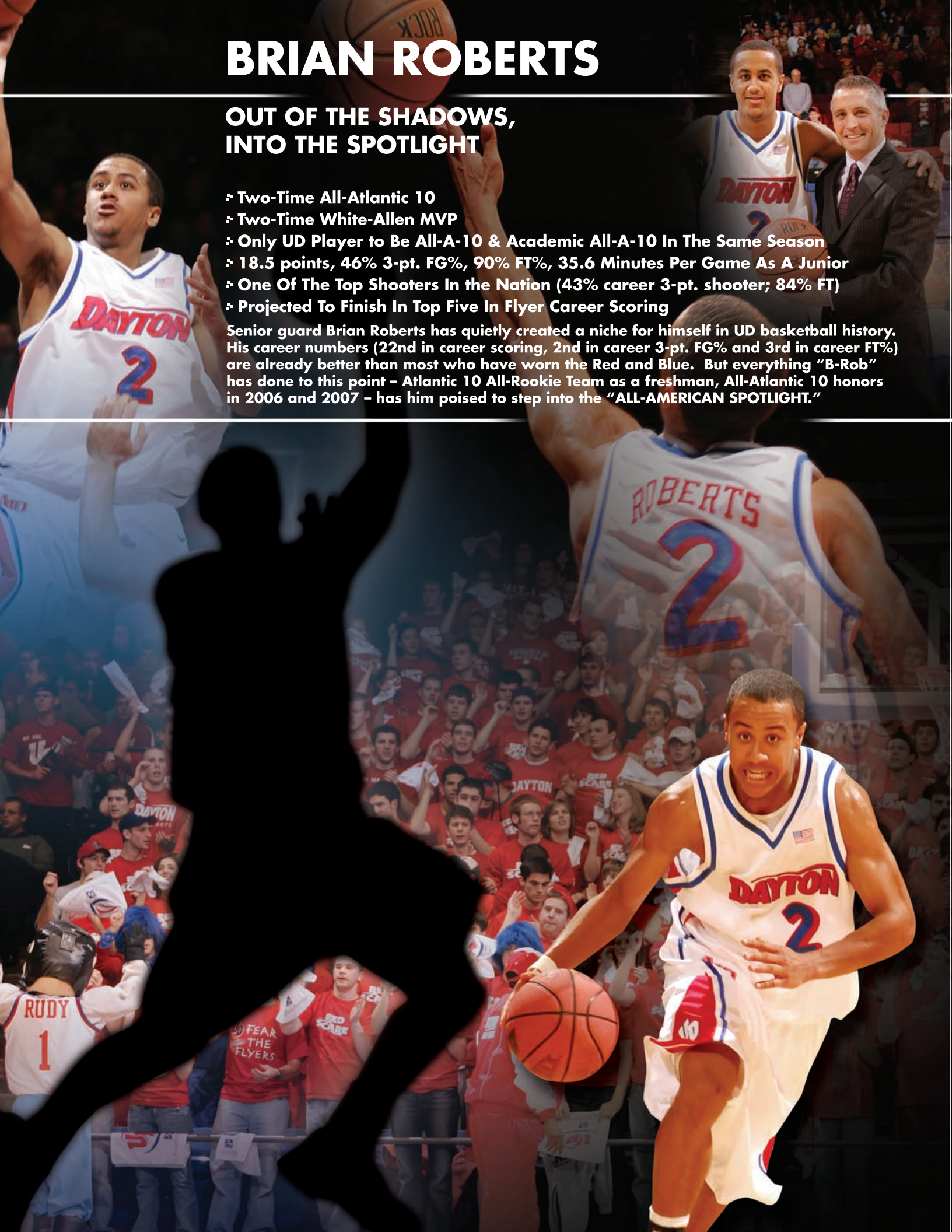
FLYERS

BRIAN ROBERTS

OUT OF THE SHADOWS, INTO THE SPOTLIGHT

- Two-Time All-Atlantic 10
- Two-Time White-Allen MVP
- Only UD Player to Be All-A-10 & Academic All-A-10 In The Same Season
- 18.5 points, 46% 3-pt. FG%, 90% FT%, 35.6 Minutes Per Game As A Junior
- One Of The Top Shooters In the Nation (43% career 3-pt. shooter; 84% FT)
- Projected To Finish In Top Five In Flyer Career Scoring

Senior guard Brian Roberts has quietly created a niche for himself in UD basketball history. His career numbers (22nd in career scoring, 2nd in career 3-pt. FG% and 3rd in career FT%) are already better than most who have worn the Red and Blue. But everything "B-Rob" has done to this point - Atlantic 10 All-Rookie Team as a freshman, All-Atlantic 10 honors in 2006 and 2007 - has him poised to step into the "ALL-AMERICAN SPOTLIGHT."





2007-2008
DAYTON MEN'S BASKETBALL
A CHAMPIONSHIP TRADITION



1998 2000 2004
ATLANTIC 10 WEST DIVISION CHAMPIONS



2003
ATLANTIC 10 CHAMPIONS



2004
EA SPORTS MAUI INVITATIONAL CHAMPIONS



HEAD COACH BRIAN GREGORY
2005 ATLANTIC 10 COACH OF THE YEAR
BY CBS SPORTSLINE



CHARLES LITTLE
2006 ATLANTIC 10 SIXTH MAN OF THE YEAR



34 POSTSEASON APPEARANCES



16 NATIONALLY RANKED SEASONS



6 SWEET SIXTEEN TEAMS



1967 NCAA NATIONAL RUNNERS-UP



TABLE OF CONTENTS

2007 DAYTON BASKETBALL

Table of Contents 2
 2007-2008 Schedule 3
 Quick Facts 4

THIS IS DAYTON BASKETBALL..... 5-30
 The Flyer Family 6-7
 University of Dayton Arena 8-9
 The Donohar Center 10-11
 Athletic Practice Facility 12-13
 The Flyer Faithful 14-15
 Academic Edge 16-17
 The Next Level 18-19
 In The Community 20-21
 Celebration Of Flyer Basketball 22-23
 UD Athletics--Championship Tradition..... 24-25
 Why Dayton?..... 26-27
 In the Spotlight..... 28-29
 Strength & Conditioning 30-31
 UD Legends 32-33
 Student-Athlete Testimonial 34

COACHING STAFF..... 35-46
 Head Coach Brian Gregory 36-39
 Q&A with Coach Gregory..... 40-41
 Assistant Coach Billy Schmidt 42
 Assistant Coach Anthony Solomon 43
 Assistant Coach Jon Borovich 44
 Director of Basketball Operations Matt Farrell 45
 All-Time UD Assistant Coaches 45
 Strength & Conditioning Coach Mike Bewley 46
 Administrative Assistant Stacy Schretzman 46
 Academic Coordinator Beth Flach 46
 Team Managers 46

THE FLYERS..... 47-71
 Roster 48
 Team Photo 48
 Roster Breakdown 49
 Pronunciations 49
 Radio/TV Roster 50
 Jimmy Binnie 52-53
 Kurt Huelsman 54-55
 Marcus Johnson 56-57
 Charles Little 58-59
 Brian Roberts 60-61
 Andres Sandoval 62-63
 London Warren 64-65
 Thiago Cordeiro 66
 Mickey Perry 67
 Devin Searcy 68
 Stephen Thomas 69
 Chris Wright 70
 Dan Fox 71
 Luke Hendrick 71
 Michael Laing 71
 Logan Nourse 71

2006-2007 SEASON IN REVIEW 73-91
 Game-by-Game Results 74
 Individual Statistics 75
 UD Game-by-Game Statistics 76
 Opponents Game-by-Game Statistics 77
 Game Recaps and Box Scores 78-89
 A-10 Standings, Statistics & History 90-92

2007-2008 OPPONENTS..... 94-100
 Akron 94
 American 94
 Charlotte 94

Coppin State 94
 Duquesne 95
 East Tennessee State 95
 Fordham 95
 George Mason 95
 George Washington 96
 High Point 96
 Holy Cross 96
 La Salle 96
 Louisville 97
 Loyola (MD) 97
 Massachusetts 97
 Miami 97
 Pittsburgh 98
 Rhode Island 98
 Richmond 98
 St. Bonaventure 98
 Saint Joseph's 99
 Saint Louis 99
 SMU 99
 Temple 99
 Western Carolina 99
 Toledo 100
 Xavier 100

UNIVERSITY OF DAYTON ARENA 101-110
 The Arena History 102-103
 Arena Records 104-105
 NCAA Tournaments at UD Arena 106-107
 Flyer Faithful 108
 All-Time Arena Sellouts 109
 Largest Crowds To Watch The Flyers 110

DAYTON BASKETBALL RECORDS 111-186
 Flyers In The Pros 112
 Flyers in the Draft 113
 Flyer All-Americans 114
 International Flyers 115
 All-Time Roster 116-119
 Flyer Hometowns 120
 UD Basketball Hall of Fame 121
 UD Team Awards 122-124
 UD's All-Century Team 125
 1,000-Point Club 126-130
 Scoring Marks 131-132
 Field Goal Marks 133
 Three-Pointer Marks 134
 Free Throw Marks 135
 Assist Marks 136
 Rebounding Marks 137
 Defensive Marks 138
 Service Marks 139
 Modern Era Team Statistics 140



Modern Era Opponents' Statistics 141
 Team Season Marks 142
 Streaks 143
 Single-Game Marks 144
 Single-Half Marks 145
 Single-Game Team Marks 146
 Year-by-Year Results 147-161
 All-Time Coaches 162-163
 UD in 100-Point Games 164
 UD in One-Point Games 165
 UD in Overtime Games 166
 In the AP Top 25 167-168
 Versus AP Top 25 169-171
 In the NCAA Tournament 172
 In the NIT 173
 Conference Tournaments 174
 In-Season Tournaments 175
 All-Time Venues 176
 All-Time by Conference 177
 All-Time Series by Opponent 178-186
 Blackburn-McCafferty Trophy MVP's 186

UNIVERSITY OF DAYTON..... 187-200
 About the University 188-189
 UD Facilities 190-191
 President Dr. Daniel J. Curran 192
 VP/Director of Athletics Ted Kissell 192
 Senior Athletics Administration 193
 Academic Services 194
 NCAA Compliance 195
 Sports Medicine 196
 Athletics Division Directory 197
 Welcome To Dayton 198-199
 Visiting Dayton 201

MEDIA INFORMATION..... 203-207
 Covering the Flyers 204
 Media Information 205
 Local Media Outlets 205
 UD Arena Parking Map 205
 www.DaytonFlyers.com 207

CREDITS: The 2007-08 University of Dayton Basketball Guide is a publication of the UD Athletics Communication Office. Produced by Jenny Storer. Written and edited by Doug Hauschild. Editorial assistance Dawn Mamula, Michael LaPlaca and Bill Thomas. Additional assistance from Matt Faig, Patrick Vohden, Caitlin Chalker, Rob Hauschild, Emily Topp, Renee Adam, and Katie Holland.

Photos courtesy of Timothy Boone, Erik Schelkun, Bern Connelly (Avalon Communications), Larry Burgess (UD Public Relations), UD Archives, John Moreau (UD), Ron Alvey (Dayton Daily News), Jim Witmer (Dayton Daily News), John Plassenthal, Brett Hansbauer, Norvelle Kennedy, Keith Currie, City of Dayton Convention and Visitors Bureau, Dayton Dragons Professional Baseball Team, The Greene, Atlantic 10 Conference, St. Bonaventure University. NBA images courtesy of NBA Photos, a division of NBA Entertainment, Inc.

















Printed by Post Printing: Minster, Ohio (Rep: Nick Rentz). Layout and design by Ze Design: Centerville, Ohio (Designer: Jill Mantia).

Additional copies of the 2006-07 University of Dayton Men's Basketball Guide can be purchased for \$12 by contacting the UD Arena Ticket Office at 937-229-4433 or visiting www.DaytonFlyers.com.

For more information, contact:
 Athletics Communication Office
 University of Dayton
 300 College Park
 Dayton, OH 45469-1238
 Phone: (937) 229-4460
 Fax: (937) 229-4461
 Email: sid@udayton.edu



2007-08 SCHEDULE

DAY	DATE	OPPONENT	SITE	TIME
THURSDAY	NOVEMBER 1	FINDLAY (EXH.)	UD ARENA	7 PM
MONDAY	5	CALIFORNIA, PA (EXH.)	UD ARENA	7 PM
SATURDAY	10	EAST TENNESSEE STATE	UD ARENA	2 PM
Saturday	17	George Mason	Fairfax, VA	7 PM
WEDNESDAY	21	TOLEDO	UD ARENA	7 PM
SATURDAY	24	SOUTHERN METHODIST	UD ARENA	2 PM
Wednesday	28	Miami	Oxford, OH	7:30 PM
Saturday	DECEMBER 1	Holy Cross	Worcester, MA	7 PM
WEDNESDAY	5	HIGH POINT	UD ARENA	8 PM
Saturday	8	Louisville	Louisville, KY	2 PM
SATURDAY	15	COPPIN STATE	UD ARENA	7 PM
WEDNESDAY	19	AMERICAN	UD ARENA	7 PM
SATURDAY	22	LOYOLA-MARYLAND	UD ARENA	7 PM
SATURDAY	29	PITTSBURGH	UD ARENA	8 PM
WEDNESDAY	JANUARY 2	AKRON	UD ARENA	7 PM
WEDNESDAY	9	RHODE ISLAND 	UD ARENA	7 PM
Saturday	12	Saint Louis 	St. Louis, MO	8 PM
WEDNESDAY	16	MASSACHUSETTS 	UD ARENA	7 PM
Thursday	24	Xavier 	Cincinnati, OH	8 PM
Saturday	26	Richmond 	Richmond, VA	7 PM
WEDNESDAY	30	SAINT LOUIS 	UD ARENA	7 PM
Saturday	FEBRUARY 2	Rhode Island 	Kingston, RI	2 PM
WEDNESDAY	6	CHARLOTTE 	UD ARENA	7 PM
Saturday	9	George Washington 	Washington, DC	2 PM
WEDNESDAY	13	DUQUESNE 	UD ARENA	7 PM
SATURDAY	16	TEMPLE 	UD ARENA	4 PM
Thursday	21	La Salle 	Philadelphia, PA	7 PM
SUNDAY	24	XAVIER 	UD ARENA	2 PM
Saturday	MARCH 1	Fordham 	Bronx, NY	8 PM
Wednesday	5	St. Bonaventure 	Olean, NY	7 PM
SATURDAY	8	SAINT JOSEPH'S 	UD ARENA	2 PM
Wednesday-Saturday	12-15	Atlantic 10 Men's Basketball Championship	Boardwalk Hall Atlantic City, NJ	

 Atlantic 10 Conference Game

HOME GAMES IN BOLD

Home games played on Blackburn Court at the University of Dayton Arena.

All game times Eastern and are subject to change

TM



UNIVERSITY INFORMATION

Location.....Dayton, OH 45469
Undergraduate Enrollment6,800
Founded 1850
Religious Affiliation.....Roman Catholic (Marianist)
Nickname Flyers
Colors.....Red (PMS 200) & Blue (PMS 288)
Conference.....Atlantic 10
President..... Dr. Daniel J. Curran
Vice President / Director of AthleticsTed Kissell
Faculty Representative Michael O’Hare, PhD
Arena / Capacity University of Dayton Arena / 13,266
Press Row Phone..... (937) 449-2855
Ticket Office Phone (937) 229-4433
UD Arena Fax (937) 449-2889

RECORDS/HISTORY


2006-07 Overall Record.....19-12
Home Record15-2
Road Record2-9
Neutral Site Record2-1
2006-07 Atlantic 10 Record8-8
Finish T-7th
Home Record6-2
Road Record2-6
2006-07 Non-Conference Record11-4
Home Record9-0
Road Record0-3
Neutral Site Record2-1
All-Time Record/Years 1,374-981/102
NCAA Appearances/Record 21/13-15
NIT Appearances/Record..... 20/33-19

BASKETBALL INFORMATION


Head Coach..... Brian Gregory
Record at UD/Year75-49/Fifth
Overall Record/Year75-49/Fifth
Assistant Coaches Billy Schmidt (Wake Forest ‘92)
..... Anthony Solomon (Virginia ‘87)
..... Jon Borovich (Central Michigan ‘01)
Dir. Of Basketball Operations..... Matt Farrell (Dayton ‘06)
Basketball Office Phone..... (937) 229-4421
Basketball Athletic Trainer Nate Seymour, ATC/LAT
Basketball Strength & Conditioning CoachMike Bewley
Basketball Administrative Assistant Stacy Schretzman

ATHLETICS COMMUNICATION

Director of Media RelationsDoug Hauschild
Office Phone(937) 229-4390
Cell Phone(937) 272-4503
E-Mail..... sid@udayton.edu
Assistant Director of Athletics Communications Bill Thomas
Cell Phone.....(513) 312-5451
Assistant Director of Marketing/Multimedia..... Michael Laplaca
Cell Phone.....(914) 563-1925
Publications Coordinator Jenny Storer
Office Fax.....(937) 229-4461



MEN'S BASKETBALL



Flyer Family

TOGETHER... BUILDING A CHAMPIONSHIP TRADITION


**"ESTABLISHING A FAMILY
ATMOSPHERE IS IMPORTANT TO
OUR PROGRAM.**

When coaches, players and families
have a commitment to each other,
tremendous success can occur."
Head Coach Brian Gregory





"Flyer Family means that you have a family away from home that has your best interest at heart."
 --Marcus Johnson



"BEING SO FAR AWAY FROM HOME, THE FLYER FAMILY IS REALLY IMPORTANT TO ME. The way people here have accepted me is a great feeling. I'm really excited to be a part of this family."
 --Jimmy Binnie





DAYTON FLYERS


UD ARENA

Re-energizing the UD Arena for another generation as the home of the Dayton Flyers, a \$13.1 million renovation was completed just five seasons ago. The project added suites, loge seats, and the Time Warner Cable Flight Deck – all overlooking Blackburn Court with a powerful view of the action. The Boesch Lounge was redesigned, new restrooms were added and concessions were upgraded. The facility, recognized as one of the greatest in college basketball, was updated with an eye to the future while maintaining its roots as an icon in the Dayton community.

IN 2002, THE UD ARENA BECAME A LANDMARK FOR ESPN.

THE ARENA WAS THE SITE OF THE FIRST-EVER HIGH DEFINITION BASKETBALL BROADCAST FOR THE NETWORK.

"The UD Arena is a great facility because of it's rich history and the fans that fill up the seats."
--Brian Roberts



"UD Arena is a close second to Cameron Indoor Stadium for the best college atmosphere."
--ESPN's Kirk Herbstreit





YEAR-BY-YEAR

SEASON	RECORD	AVERAGE ATTENDANCE	NCAA ATT. RANK
1969-70	11-4	12,982	5TH
1970-71	13-3	12,767	6TH
1971-72	10-5	12,741	10TH
1972-73	10-6	12,093	---
1973-74	15-1	11,926	10TH
1974-75	8-9	11,462	---
1975-76	12-5	11,155	---
1976-77	12-6	11,413	---
1977-78	17-3	11,500	17TH
1978-79	15-3	11,703	20TH
1979-80	12-5	10,770	22ND
1980-81	14-3	10,424	25TH
1981-82	16-2	10,235	28TH
1982-83	13-4	9,950	32ND
1983-84	14-2	10,836	25TH
1984-85	15-3	11,728	21ST
1985-86	15-2	11,755	21ST
1986-87	10-7	11,694	20TH
1987-88	8-8	12,076	24TH
1988-89	9-8	11,684	26TH
1989-90	16-3	12,338	25TH
1990-91	11-7	12,597	25TH
1991-92	12-4	12,259	30TH
1992-93	3-12	11,470	32ND
1993-94	6-10	10,868	35TH
1994-95	7-9	10,962	34TH
1995-96	12-4	11,342	33RD
1996-97	12-3	10,885	35TH
1997-98	14-4	11,717	26TH
1998-99	9-6	11,975	27TH
1999-00	13-2	12,644	24TH
2000-01	12-6	12,157	24TH
2001-02	13-4	12,130	23RD
2002-03	17-1	12,266	24TH
2003-04	15-3	12,597	25TH
2004-05	12-4	12,569	18TH
2005-06	12-5	12,423	23RD
2006-07	15-2	12,266	28TH

TOTAL UD ARENA ATTENDANCE: 7,294,264
AVERAGE PER SEASON: 11,746

ESPN'S TOP FIVE COLLEGE BASKETBALL CITIES:

1. DAYTON, OHIO
2. DURHAM, N.C.
3. LAWRENCE, KAN.
4. STILLWATER, OKLA.
5. ALBUQUERQUE, N.M.

Selected by Bob Carpenter and Bob Wenzel during a basketball telecast from UD Arena.



Donoher Center

FIRST CLASS FACILITIES

The Donoher Basketball Center, named for UD's winningest basketball coach Don Donoher, is a state-of-the-art structure that elevates both the University of Dayton's men's and women's basketball programs to the next level.

Technology is at the very core of the Center's distinctiveness. An ESPN-style, six-screen theater wall just inside the entrance makes it crystal clear from the initial impression that UD understands the necessity of bringing current technology to bear on competitive performance.

One of UD's most prominent alumni, high-tech entrepreneur John McHale, contributed more than a third of the Center's \$4.3 million cost. The name is a nod to the past; the Center itself is clear evidence of the University's intention to stake out a leadership position at the intersection of college basketball and technology to propel the Flyers to championship performance.



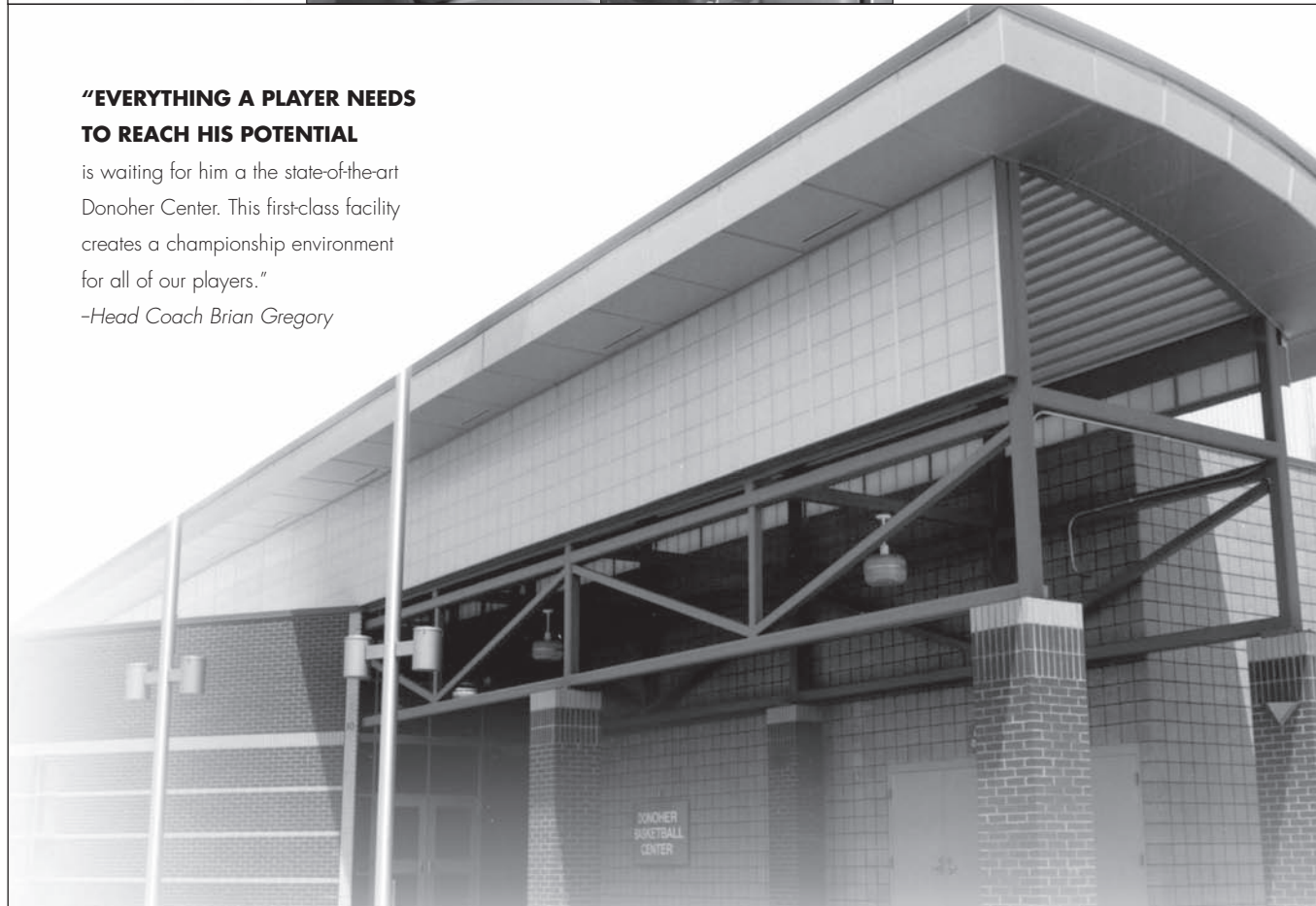


"IT HAS EVERYTHING YOU NEED TO DEVELOP YOUR GAME" -Marcus Johnson

"EVERYTHING A PLAYER NEEDS TO REACH HIS POTENTIAL

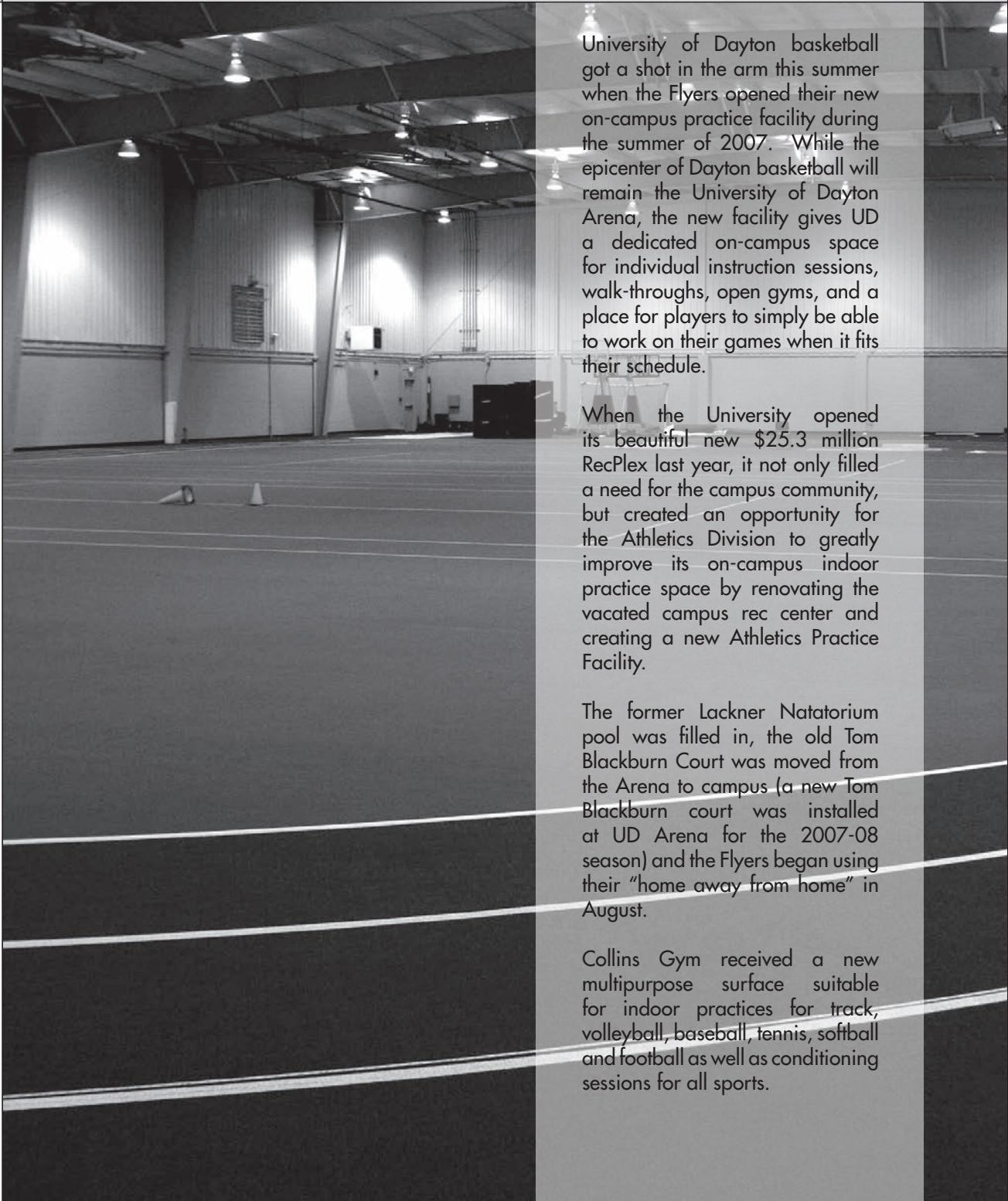
is waiting for him a the state-of-the-art Donoher Center. This first-class facility creates a championship environment for all of our players."

-Head Coach Brian Gregory



Practice Facilities

ATHLETIC PRACTICE FACILITY



University of Dayton basketball got a shot in the arm this summer when the Flyers opened their new on-campus practice facility during the summer of 2007. While the epicenter of Dayton basketball will remain the University of Dayton Arena, the new facility gives UD a dedicated on-campus space for individual instruction sessions, walk-throughs, open gyms, and a place for players to simply be able to work on their games when it fits their schedule.

When the University opened its beautiful new \$25.3 million RecPlex last year, it not only filled a need for the campus community, but created an opportunity for the Athletics Division to greatly improve its on-campus indoor practice space by renovating the vacated campus rec center and creating a new Athletics Practice Facility.

The former Lackner Natatorium pool was filled in, the old Tom Blackburn Court was moved from the Arena to campus (a new Tom Blackburn court was installed at UD Arena for the 2007-08 season) and the Flyers began using their "home away from home" in August.

Collins Gym received a new multipurpose surface suitable for indoor practices for track, volleyball, baseball, tennis, softball and football as well as conditioning sessions for all sports.



In addition, the 30-year-old facade will be spruced up in 2008 to meet the architectural standards developed through the University of Dayton Campus Master Plan.

Future phases of renovation of the remaining unused spaces could include updating or expanding locker room space, training rooms, weight rooms, conditioning centers and new offices. The proximity of the facility to core campus also sends a strong message to prospective student-athletes about UD's commitment to developing their talents both on-and-off the court.

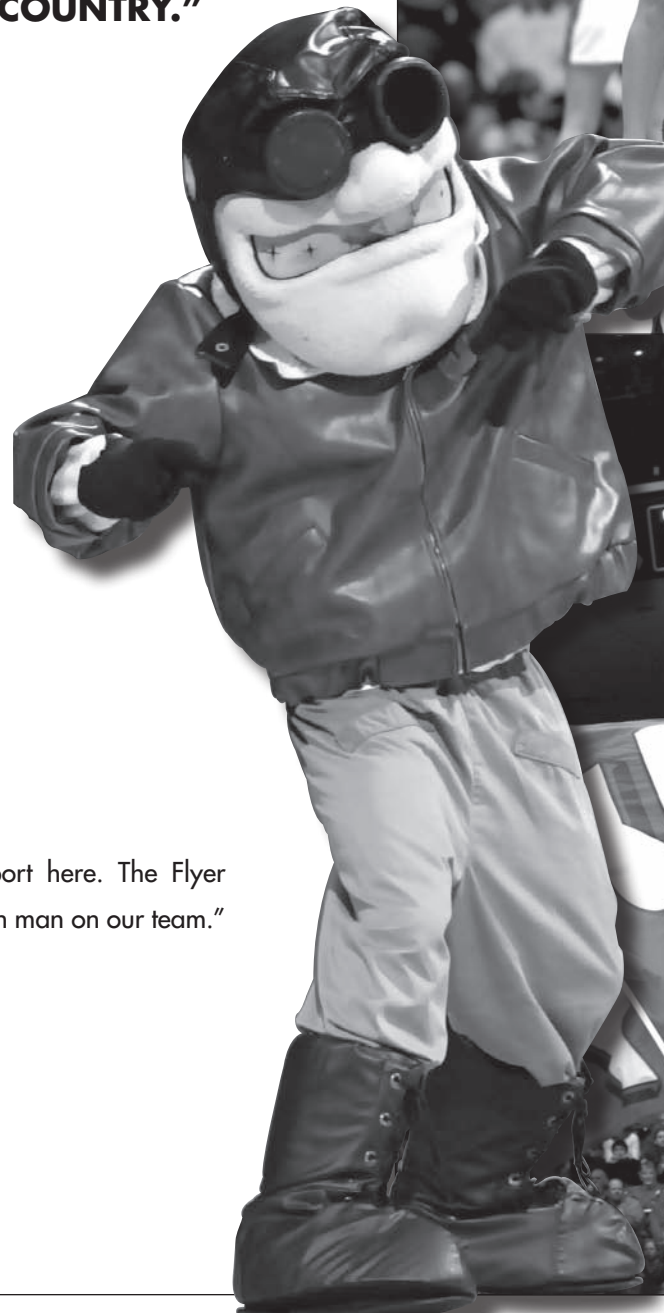
The UD community will continue to use the Collins Gym for administrative luncheons, Christmas on Campus, the Stander Symposium, the Science Fair and other campus events.



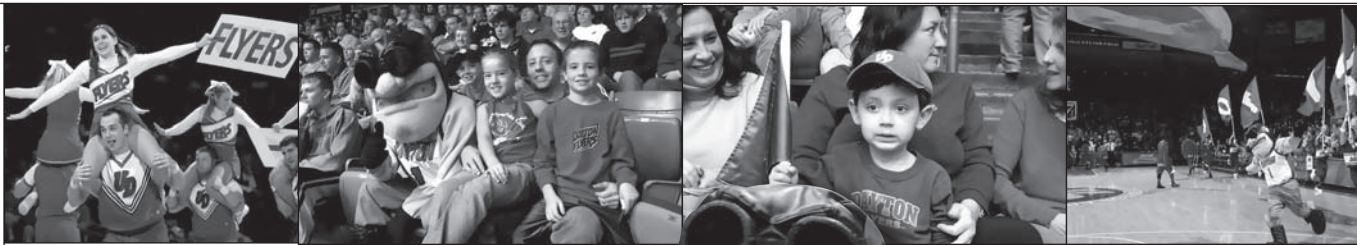
FLYER FAITHFUL

THE NATION'S BEST FANS

THE SPORTING NEWS NAMED
THE FLYER FAITHFUL "THE BEST
FANS IN THE COUNTRY."



"I love the fan support here. The Flyer Faithful is like the sixth man on our team."
- Chris Wright



"The fans are hands down the best out there. Every game no matter who or how we play they are the always cheering us on." – Dan Fox

"We have some of the greatest and most loyal fans in all of college basketball." – Kurt Huelsman



WHAT THE COLLEGE BASKETBALL WORLD IS SAYING ABOUT THE FLYER FAITHFUL:

"There's no better basketball town in this country than Dayton, Ohio." – Mike Tirico, ESPN

"...the great traditions are not just at top ten schools. Just...walk into the University of Dayton Arena..." – Dan Wetzel, Basketball Times

"What an atmosphere. If you're a college hoops fan, get out a map and figure out how you're going to get to Dayton." – Dave Simms, ESPN






DAYTON FLYERS

ACADEMIC EDGE

CHAMPIONS ON THE COURT
AND IN THE CLASSROOM

"The academics and support system set Dayton apart from other schools recruiting me. I knew how good the basketball would be, but it was what a degree from Dayton would mean to my future that sold me."

--Logan White




2006 NCAA DIVISION I FEDERAL GRADUATION RATE DATA (ATLANTIC 10)

Institution	Pct.
1. DAYTON	96%
2. Richmond	95%
3. George Washington	93%
Xavier	93%
5. St. Bonaventure	91%
6. St. Joseph's	92%
7. Fordham	89%
8. La Salle	88%
9. Duquesne	87%
St. Louis	87%
11. Massachusetts	82%
12. Charlotte	80%
13. Rhode Island	79%
14. Temple	70%

The University of Dayton is an annual leader in graduation rates. Since 1999, UD is one of only ten schools who have maintained a graduation rate of at least 85%. The ten schools are:

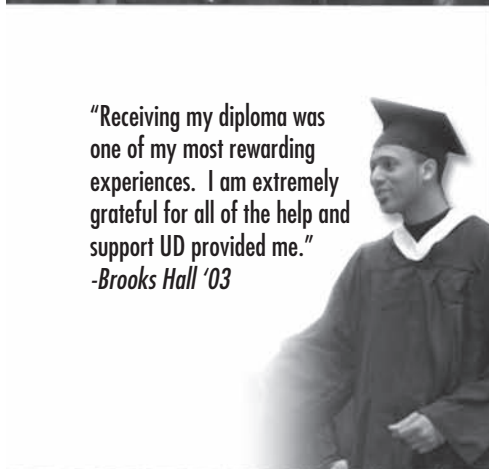
- Bucknell
- Colgate
- Davidson
- DAYTON**
- Duke
- Holy Cross
- Lehigh
- Northwestern
- Notre Dame
- Stanford





SINCE 1979, ALL BUT ONE UD SENIOR MEN'S BASKETBALL PLAYER HAS EARNED HIS DEGREE

"Receiving my diploma was one of my most rewarding experiences. I am extremely grateful for all of the help and support UD provided me."
-Brooks Hall '03





CHARLIE **BELL**,
MILWAUKEE BUCKS

THE NEXT LEVEL


BRIAN GREGORY'S PLAYERS HAVE PRO SUCCESS

"Coach Gregory is the best. He worked every day to help me get better. I could always count on B.G. to be there for me and to be honest with me. He's a great coach and someone you can always trust."
— *Mateen Cleves, Sacramento Kings*




MORRIS **PETERSON**,
TORONTO RAPTORS

DAYTON FLYERS



Former Flyer
KEITH WALESKOWSKI
in action with the Utah Jazz
during the NBA Summer League




"Gregory has a passion for coaching, teaching and getting guys better. BG's energy is infectious — it was for me and it will be for the players who learn from him at Dayton."
— *Eric Snow, Cleveland Cavaliers*

BRIAN GREGORY HAS COACHED 20 PLAYERS IN 15 YEARS THAT HAVE PLAYED IN THE NBA:

Maurice Ager	Dallas Mavericks
Alan Anderson	Charlotte Bobcats
Charlie Bell	Milwaukee Bucks
Mateen Cleaves	Sacramento Kings
Paul Davis	Los Angeles Clippers
Evan Eschmeyer	Dallas Mavericks
Jamie Feick	New Jersey Nets
Andre Hutson	Milwaukee Bucks
Erazem Lorbek	Indiana Pacers
Anthony Miller	Golden State Warriors
Mike Peplowski	Sacramento Kings
Morris Peterson	Toronto Raptors
Zach Randolph	New York Knicks
Shawn Respert	Portland Trailblazers
Jason Richardson	Charlotte Bobcats
Casey Shaw	Philadelphia 76ers
Steve Smith	San Antonio Spurs
Eric Snow	Cleveland Cavaliers
Matt Steingenga	Chicago Bulls
Marcus Taylor	Minnesota Timberwolves



“Coach Gregory helped me so much, I owe him a lot. Dayton players and recruits are going to love playing for him – he gives you everything he’s got.” – Jason Richardson, Charlotte Bobcats (Golden State Warriors Two-Time NBA Grand Slam Dunk Champion)



ZACH **RANDOLPH**,
NEW YORK KNICKS



In the Community

REACHING OUT TO THE FLYERS OF TOMORROW



**"IT IS ONLY RIGHT TO GIVE
BACK TO THE COMMUNITY
ESPECIALLY WHEN IT GIVES US
SO MUCH SUPPORT."**

--BRIAN ROBERTS





"IT IS IMPORTANT TO LET THE PEOPLE IN THE COMMUNITY KNOW THAT YOU APPRECIATE THEIR COMMITMENT AS FANS. COMMUNITY SERVICE IS ALSO A GREAT WAY TO SHOW SUPPORTERS YOU CARE." – CHRIS WRIGHT



"AS AN ATHLETE IT'S IMPORTANT TO ENCOURAGE AND HELP OTHERS WHO LOOK UP TO YOU."

– MICKEY PERRY

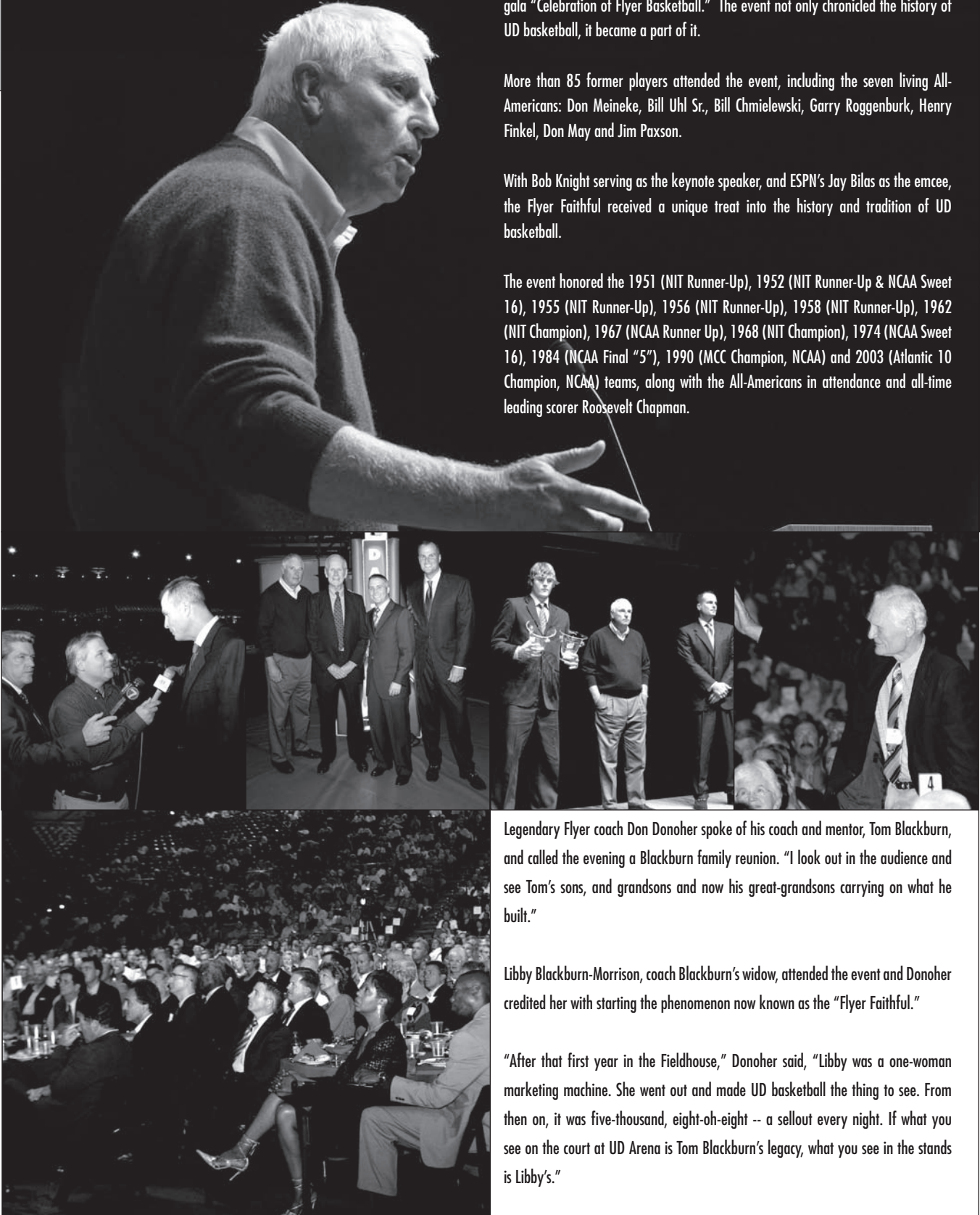
CELEBRATION OF FLYER BASKETBALL

On October 9, 2007, the University of Dayton honored its rich basketball past with a gala "Celebration of Flyer Basketball." The event not only chronicled the history of UD basketball, it became a part of it.

More than 85 former players attended the event, including the seven living All-Americans: Don Meineke, Bill Uhl Sr., Bill Chmielewski, Garry Roggenburk, Henry Finkel, Don May and Jim Paxson.

With Bob Knight serving as the keynote speaker, and ESPN's Jay Bilas as the emcee, the Flyer Faithful received a unique treat into the history and tradition of UD basketball.

The event honored the 1951 (NIT Runner-Up), 1952 (NIT Runner-Up & NCAA Sweet 16), 1955 (NIT Runner-Up), 1956 (NIT Runner-Up), 1958 (NIT Runner-Up), 1962 (NIT Champion), 1967 (NCAA Runner Up), 1968 (NIT Champion), 1974 (NCAA Sweet 16), 1984 (NCAA Final "5"), 1990 (MCC Champion, NCAA) and 2003 (Atlantic 10 Champion, NCAA) teams, along with the All-Americans in attendance and all-time leading scorer Roosevelt Chapman.



Legendary Flyer coach Don Donoher spoke of his coach and mentor, Tom Blackburn, and called the evening a Blackburn family reunion. "I look out in the audience and see Tom's sons, and grandsons and now his great-grandsons carrying on what he built."

Libby Blackburn-Morrison, coach Blackburn's widow, attended the event and Donoher credited her with starting the phenomenon now known as the "Flyer Faithful."

"After that first year in the Fieldhouse," Donoher said, "Libby was a one-woman marketing machine. She went out and made UD basketball the thing to see. From then on, it was five-thousand, eight-oh-eight -- a sellout every night. If what you see on the court at UD Arena is Tom Blackburn's legacy, what you see in the stands is Libby's."



Current Dayton coach Brian Gregory spoke of what the event meant to his team, which was in attendance. "This weekend, all over the country, teams are beginning their season, when practice starts. But our season begins tonight. What our players will witness here (is) a history lesson far better than anything I can convey. They will learn about teams that succeeded at the highest level, that it can be done at Dayton, and I believe they will take those lessons with them into this season."

Keynote speaker Bob Knight talked about how it all started for the Flyers: "The development of (Tom Blackburn's) team from 1947 through the '50s made Dayton the real diamond, the pearl of Ohio college basketball."

Knight on coach Donoher: "You can't say anybody is the best coach or the best player ... but I've never known nor ever watched a better coach than Don Donoher."

Jay Bilas on the Flyer Faithful: "People talk about great fans -- fans that are passionate and loud and Dayton's got that...but Dayton's got something better. They've got knowledgeable fans."



UD Athletics

A CHAMPIONSHIP TRADITION

ROWING

Nationally Ranked Lightweight Eight for three straight years



MANDI BÄCK

2006 Atlantic 10 First Team, 2006 A-10 All-Rookie Team, 2006 A-10 All-Tournament Team



ERIN SCHROEDER

2006 Atlantic 10 Setter of the Year



KENDEL ROSS

Member of Canadian Women's National Team



MIKE ANDERSEN

Third at 2006 A-10 Championships, 2005 A-10 Most Outstanding Rookie Performer



COACH ANN ALYANAK

Second among American women at 2007 Boston Marathon



BRIAN ROBERTS

2006 & 2007 Atlantic 10 Second Team



BRANDON CRAMER

2006 *ESPN The Magazine* Academic All-America First Team



CHRIS ROLFE

2005 MLS Gatorade Rookie of the Year Finalist, Member of US National Team



AMY KREMER

2007 Atlantic 10 Indoor Second Team, 2006 A-10 Outdoor Champion High Jump, 2006 A-10 Indoor Most Outstanding Rookie Performer, 2006 A-10 Indoor Champion High Jump and Heptathlon



WHY DAYTON? WORLD CLASS ACADEMICS, CHAMPIONSHIP ATHLETICS

The University of Dayton continues to be ranked among the 10 best Catholic national universities and was selected to the top-tier category among all national universities, according to the August, 2007 issue of "America's Best Colleges" from U.S. News and World Report.

"We have built a strong foundation of academic excellence at the University of Dayton, and our reputation is growing — evidenced by record applications for the first-year class and record sponsored research dollars," said Dr. Daniel J. Curran, president.

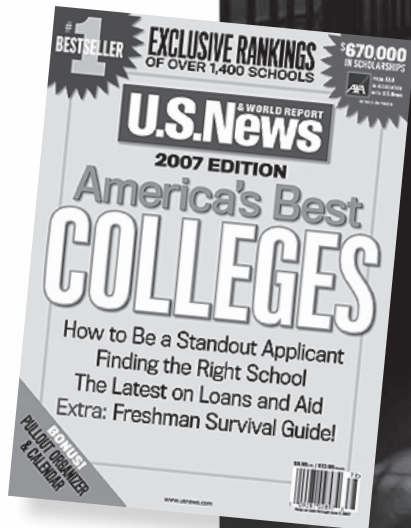
"We're pleased that we continue to be recognized as one of the nation's truly outstanding Catholic universities. More importantly, our small class sizes and excellent retention and graduation rates reflect our strong commitment to students. The generosity of our alumni ranks among the best in the nation when compared to peers."

Among the Catholic universities above UD in the rankings, only the University of Notre Dame, Georgetown University, and Boston College boast a higher alumni giving rate. Also among that group, UD has the second-fewest large classes, with only 2 percent of classes having 50 or more students.

UD also scored high in retention rate (88 percent) and graduation rate (76 percent).

This is the fifth year that UD has been ranked among these 248 peer schools, which offer a wide range of undergraduate majors as well as master's and doctoral degrees. Many of the schools strongly emphasize research.

Criteria used in the rankings include peer assessment, graduation retention ranks, faculty resources, student selectivity, financial resources, and alumni giving rates. UD officials urge prospective students to use ratings to narrow their choices, but highly recommend that they visit campus before making a final selection.



DAYTON FLYERS





"We have a great basketball program with a coaching staff that helps you get better everyday on and off the court. We also have an academic system that helps you become a better student."

– **Marcus Johnson**

"I am proud to have the opportunity to get an education from UD because I know it will benefit me after my days of play basketball are over."

– **Mickey Perry**

"UD's academics are top-notch."

– **Stephen Thomas**

❖ Flyer student-athletes continue to succeed in the classroom, earning a cumulative GPA of 3.151 through the 2006-07 school year.

❖ Thirteen of UD's 16 teams have a combined GPA of 3.00 or better.

❖ The recently-completed 2007 spring semester was an exceptionally successful one, with 110 of our 397 student-athletes making the Dean's List (3.5 or better), and 16 earning a perfect 4.0 GPA.

❖ Twenty of our student-athletes were named Academic All-Conference in 2006-07.

❖ UD has had 27 Academic All-Americans in the last seven years. Only Nebraska, Rensselaer Poly and Rice had more. At least one Dayton student-athlete has been named an Academic All-American for 23 straight years.





DAYTON FLYERS

IN THE SPOTLIGHT

NATIONAL EXPOSURE

The University of Dayton men's basketball team enjoys a major presence on national, regional, and local television. Since Brian Gregory came to campus in 2003-04, UD has averaged 24 televised games a year.


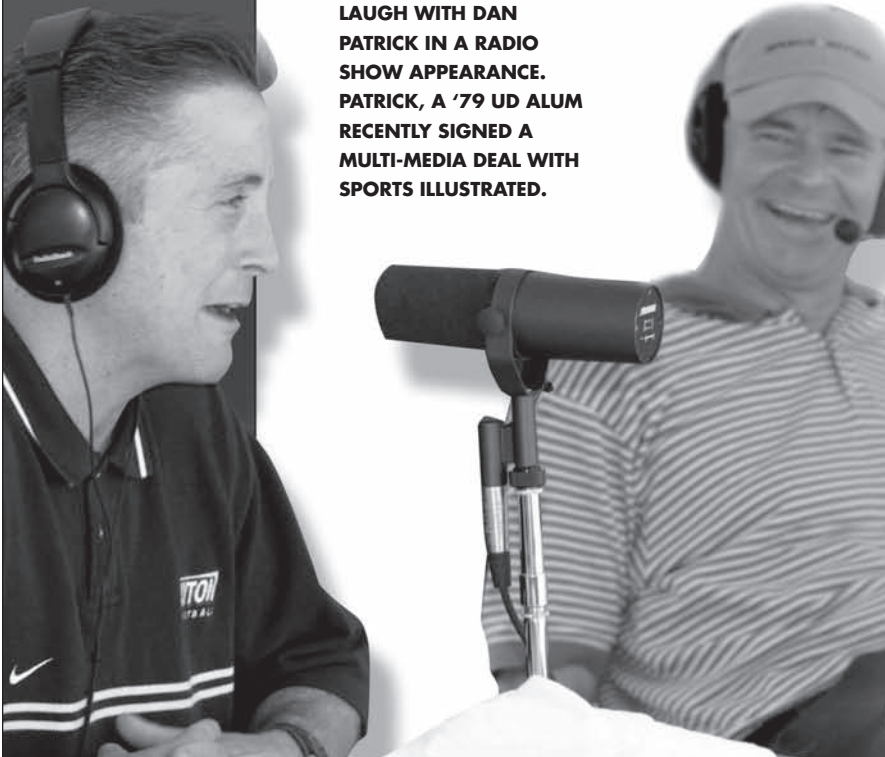
With 15 ESPN appearances in the last five years, the Flyers will have two games carried by the Worldwide Leader in Sports this season.

Thanks to a conference-wide agreement with CSTV, College Sports Television will carry Flyer games nationally as well as regionally.

The Dayton community also benefits from a tremendous local partnership with WHIO-TV, which has originated UD games (both home and road) for more than 50 years.

In addition, the Brian Gregory Show appears on both WHIO-TV and WHIO Radio throughout the season. Coach Gregory's television show, hosted by WHIO-TV sports director Mike Hartssock, airs Sunday morning at 10:30 a.m. The radio airs live on NewsTalk 1290 WHIO from local Buffalo Wild Wings on Monday evenings from 8-9 p.m., hosted by the "Voice of the Flyers" Larry Hansgen.

GREGORY SHARES A LAUGH WITH DAN PATRICK IN A RADIO SHOW APPEARANCE. PATRICK, A '79 UD ALUM RECENTLY SIGNED A MULTI-MEDIA DEAL WITH SPORTS ILLUSTRATED.



THE LEGENDARY BILL RAFERTY AND SEAN MCDONOUGH ARE AMONG THE ANNOUNCERS WHO HAVE BROADCAST GAMES FROM UD ARENA.

A-10 SCHOOLS ARE LOCATED IN 12 OF AC NIELSEN'S TOP 65 NATIONAL MARKETS:

Rank	Market
1.....	New York
4.....	Philadelphia
7.....	Boston
8.....	Washington, D.C.
21.....	Saint Louis
22.....	Pittsburgh
26.....	Charlotte
33.....	Cincinnati
49.....	Buffalo
51.....	Providence
58.....	DAYTON
61.....	Richmond



MAUI CHAMPS!

In winning the 2003 EA Sports Maui Invitational Championship, the Flyers joined a prestigious list of past champions. UD's name now hangs in the Lahania Civic Center with the likes of Duke, Kentucky, Indiana, and Michigan State. In addition, head coach Brian Gregory became the first head coach in the history of the Maui Invitational to win in his rookie season.

Keith Waleskowski was named the 2003 Maui Most Valuable Player.

In fact, the Flyers' Maui winning percentage of .833 (5-11), is second only to Duke for teams with multiple appearances.



MAUI INVITATIONAL PAST CHAMPIONS

1984	Providence
1985	Michigan
1986	Vanderbilt
1987	Iowa
1988	Michigan
1989	Missouri
1990	Syracuse
1991	Michigan State
1992	Duke
1993	Kentucky
1994	Arizona State
1995	Villanova
1996	Kansas
1997	Duke
1998	Syracuse
1999	North Carolina
2000	Arizona
2001	Duke
2002	Indiana
2003.....	DAYTON
2004.....	North Carolina
2005.....	Connecticut
2006.....	UCLA

STRENGTH & CONDITIONING

A FOCUS ON INDIVIDUAL WORKOUTS AND INSTRUCTIONS

"COACH BEWLEY DOES A GREAT JOB WITH US IN THE WEIGHT ROOM.


He is always willing to educate us on strength, conditioning, and nutrition." --Kurt Huelsman






"IT HAS GIVEN OUR TEAM AN EDGE NOT ONLY PHYSICALLY BUT MENTALLY."

--Andres Sandoval





DAYTON FLYERS



UD LEGENDS

Where it all began. The University's first basketball team in 1903-04.



One of UD's most prolific rebounders, Ryan Perryman led the nation in rebounding as a senior in 1998.



The marquee outside of the old Madison Square Garden advertises the 1955 NIT Championship game between Dayton and Duquesne.



Johnny Davis jumped from UD to the NBA, winning a championship with Portland his first season. Following his playing career, he was Philadelphia's head coach during Allen Iverson's rookie season and is now the head coach of the Orlando Magic.




With 2,233 career points, Roosevelt Chapman is the Flyers' all-time leading scorer. He led the Flyers on a remarkable NCAA run his senior season, scoring 105 points in UD's four-game run to the Elite Eight.



After playing for UD, Bucky Bockhorn teamed with Oscar Robertson in the Cincinnati Royals backcourt. He has since provided color commentary for UD basketball on the radio for nearly 30 years.



Mike Kaniieski was a two-time CoSIDA Academic All-America and stands as UD's 11th-leading scorer with 1,642 points.




The Flyers' starting five in the 1951 NIT, in which UD was the National Runnerup. From Left, Gene Hickey, Leland Norris, Don Meineke, Dick Campbell and Pete Boyle.



Donald Smith's 52 points against Loyola-Chicago in 1973 is a UD record. Many still consider it one of the greatest collegiate performances in the history of Chicago Stadium.

Negele Knight set marks for assists in a career, season and game during his magical senior season.



UD's all-time winningest coach, Don Donoher led the Flyers to 437 wins between 1964 and 1989. He took UD to eight NCAA Tournaments, including three Sweet 16's and one Final Four. His 1968 squad won the NIT Championship.

NIT Champs. Tom Blackburn's Flyers beat St. John's in front of 16,037 at the Garden to win the 1962 title.

From left, Bill Chmielewski, Garry Roggenburk, Blackburn, Tom Hatton, Harold Schoen, Gordie Hatton.



UD's 1968 NIT Championship team won 14-straight games to end the season. The Flyers' beat West Virginia, Fordham, Notre Dame and Kansas to win the title.



A towering 7-footer, Hank Finkel averaged 23.7 points during his three-year career and let UD to the NCAA Sweet 16 in 1965 and 1966.

Don May made 13-straight field goals in UD's 1967 NCAA Semifinal win over North Carolina. His 1,980 points is second all-time at UD.



The Flyer Faithful storm the court after the Flyers' 2003 Atlantic 10 Championship win at UD Arena.

Student-Athlete Testimonial

2007 DAYTON BASKETBALL



KIKI LUND - BASKETBALL

Balancing academics, basketball, and life is a challenge. Many don't realize that our commitments as basketball players go far beyond the court. Fortunately, I'm able to apply many of the things I learn in the classroom to my sport and vice versa. We spend numerous hours watching film and reading scouting reports prior to games. When studying for an exam, I spend several hours reading and going through notes – the principle is the same – I prepare myself to perform my best. Majoring in communication, I have also learned how important it is to connect with people and express myself accurately when interacting with people. Again, this translates perfectly to the basketball court as communication plays a major role in how successful we are at executing plays and just always being on the same page.



MANDY ROBBE - VOLLEYBALL

Balancing the demands of a Division I sport with the rigors of Pre-medicine can be challenging. However, at the University of Dayton, playing volleyball and working towards becoming a physician is attainable due to the support of both the athletic department and my professors. UD creates an environment where you can be successful in multiple aspects. Different parts of the Flyer community—from my coaches to my science professors work together for the success of the student as a whole. Hard work combined with the additional resources provided by the athletic department enable me to keep up with the demands of my schoolwork while still being able to be successful at volleyball. The professors at UD also understand your life as a student-athlete; they are willing to work with your schedule in ensure that you are successful. I am able to balance my career as an athlete at UD along with my aspirations to become a physician through hard work, the support of my professors, and support of everyone in the athletic department.



JOE OLWIG - MEN'S SOCCER

Over the past two years I have had the pleasure of being a student-athlete at the University of Dayton and it has truly been an incredible experience. Managing my time spent in the classroom and on the field has been a difficult task but has undoubtedly made me a stronger person. The similarity between studying with other students and training with teammates has given me an in depth understanding of how to work in a team setting which I will benefit from for a lifetime. These similarities have stretched to my interaction with coaches and professors as well. The luxury of having mentors both on and off the field has provided a diverse outlook upon life and has allowed me to grow as a person more than I ever imagined.



LAUREN MCCORMICK - TRACK AND FIELD

Being a student-athlete is not the easiest job to fulfill. One thing about student-athletes that is overlooked is the fact that we are students first. Academics, in all actuality, need to be our first priority. As a first year student, this became my main focus. Though at times it is difficult, I know at the end of the day that I could not be an athlete at this school without academics first. However, the two do seem to go hand in hand. In ways, professors and coaches are alike, for they are the people teaching the skill, and observing the progress. Fellow students could be compared to teammates, as they know exactly what we go through and are there to help push and motivate us. But in both cases, we, both as students and athletes, are the only people to determine how well we do as a result.



THE COACHES



THE COACHING STAFF

2007 DAYTON BASKETBALL



HEAD COACH
BRIAN GREGORY
 FIFTH SEASON AT UD
 75-49 (.605)
 OAKLAND '90



When the University of Dayton went looking for a new basketball coach, the Flyers were in an enviable position. Unlike programs in need of rebuilding, the University was looking for the coach who would take an already successful program — a ranked team coming off a 24-win season — and raise it to the next level. UD turned to Brian Gregory, one of the rising stars in the coaching profession, to do just that.

And now that the Flyers have Gregory, they want to keep themselves in the enviable position of having him in charge of the Dayton basketball fortunes for a long time. Just two years into his original five-year agreement, the University and head men's basketball coach Brian Gregory worked out to a new contract that will run through the 2012-13 season.

When it was announced, UD Vice-President and Director of Athletics Ted Kissell said "This new contract includes incentives for performance and longevity. It is not just based on what Brian has accomplished in his first two years as our coach, but also for what we believe is to come. Brian Gregory is the right man to move our men's basketball program to a place among the nation's best."

Gregory's 75 wins in his first four seasons trails only the two icons of Dayton Flyer basketball. Don Donoher won a remarkable 96 games in his first four years as a head coach, and Tom Blackburn won 79 in his first four campaigns. Gregory began his tenure at Dayton with a 9-0 record, the second-best start for a new UD coach in the 100+ year history of varsity basketball at the school. Only Harry Solimano, who won his first 25 games over a three-year span that began in 1911, did better.

Dayton was 24-9 in Gregory's first season, winning the EA Sports Maui Invitational (Gregory is the only rookie coach to win the prestigious early-season tournament) at the beginning, and winning the Atlantic 10 West at the end. After taking a veteran team to the 2004 NCAA Tournament, Gregory guided one of the youngest teams in the country (six freshmen averaged at least 11 minutes a game) to an 18-11 record, finishing tied for second in the A-10 West. CBS Sportsline.com and collegeinsider.com chose Gregory as their 2004-05 Atlantic 10 Coach of the Year. After opening his third year 8-3, injuries and a lack of depth limited the Flyers to a 14-17 final record, although it's worth noting five of the wins and 11 of the losses came against post-season teams. Last year, Dayton rebounded to finish 19-12 with nine of the losses coming on the road against teams that won a combined 74.2% of their home games.

Gregory brought with him to Dayton the knowledge of what it takes to win championships, and a reputation as a top-notch recruiter. On the court, his Flyers won titles in their first two opportunities with the trophies from Maui and the A-10 West division. The first recruiting class Gregory and his staff signed to play for UD was ranked as high as 17th in the nation.

He also demonstrated his skills as a bench coach, making savvy move after savvy move in the championship game of the Maui Invitational. Since it was Maui, it would be tempting to say that UD coach Brian Gregory drew up the defense that turned the tide in the Hawai'i game in the sand, but figuratively speaking you wouldn't be far off.

Down eight at halftime, the Flyer coaches refined one of their zone defenses with a secretive walk-through at halftime with the Hawai'i team just a few feet away. Here's Gregory's post-game description: "We thought if they started clicking on offense we might try the zone. But it was close enough for most of the first half, we wanted to save it for the second half, so they couldn't make any adjustments at halftime. We actually did a walk-through of what we wanted to do at halftime. Up where the locker rooms are, there is an open space right outside the locker room door. We put the defense in right there. I told everyone to make sure they were quiet because Hawai'i was just on the other side of the divider they put up between the two teams up there."

The strategy and execution it took to win at Maui didn't go unnoticed. ESPN's Jay Bilas made this observation after the tournament: "...Gregory did a great job of preparing his team, and his handling of the second half of the Hawai'i game was outstanding. Gregory's call for a lob play out of a critical timeout was well-conceived and well-executed, worthy of a veteran coach."

Gregory, 40, was named the Flyers' 18th head coach on April 9, 2003 (although he is just the fifth UD coach in the last 59 years). He came to Dayton from Michigan State, where he was associate head coach on Tom Izzo's Spartan staff. While at MSU, he was part of two Final Four teams, including Michigan State's national championship team in 2000.

"We're excited to introduce Brian Gregory as the head men's basketball coach at the University of Dayton," Vice-President and Director of Athletics Ted Kissell said at the press conference naming Gregory as head coach. "He has learned from three great coaches. He knows what it takes to create a championship program. Brian Gregory is a winner."

"In addition to his professional credentials, Brian is a great fit for the University of Dayton and the Dayton community," Kissell continued. "He has demonstrated that he will recruit young men of strong personal character who will be winners on the court, in the classroom and in the community."

"I'm honored and excited to be named the head basketball coach at the University of Dayton," Gregory said. "It's a program rich in tradition with tremendous community and fan support, and a great foundation has been laid for this program."

"I've been well-prepared by my mentors-Jud Heathcote (former Michigan State coach), Kevin O'Neill (current Indiana Pacers assistant coach) and Tom Izzo (current Michigan State head coach)-and look forward to building a championship program at UD."

A native of Mount Prospect, Illinois, Gregory brought 15 years of coaching experience to Dayton, with 12 of them coming in the Big Ten. Teams he was with have reached the post-season in 12 of his 15 seasons. He began his coaching career in 1990 at Michigan State University on Jud Heathcote's staff until 1995, and then Tom Izzo's staff when Izzo succeeded Heathcote.

In 1996, Gregory followed Stan Joplin when Joplin went from Michigan State to become Toledo's head coach. After one season at Toledo, Gregory returned to the Big Ten by joining Kevin O'Neill's program



**GREGORY WAS NAMED
 THE 2005 ATLANTIC 10 COACH OF THE YEAR
 BY CBS SPORTSLINE.COM.**

THE COACHING STAFF

THIS IS UD | BASKETBALL STAFF | 2007-08 UD FLYERS | 2006-07 YEAR IN REVIEW | OPPONENTS | UD ARENA | HISTORY | SERIES | UNIVERSITY | MEDIA

at Northwestern. Gregory returned to Michigan State for the 1999-2000 season when he joined Tom Izzo's staff in East Lansing. After two seasons serving as an assistant coach, Gregory was elevated to Associate Head Coach for the 2001-02 and 2002-03 seasons.

In his last stint at Michigan State, the Spartans went to the NCAA tournament all four seasons, reaching the Final Four in 2000 and 2001, and winning the NCAA national championship in 2000.

In the four years coinciding with Gregory's return to Michigan State, the Spartans had a national championship, two Final Four appearances, three Elite Eight appearances, four NCAA bids, two Big Ten Championships, four players drafted in the first round of the NBA draft, and MSU signed six McDonald's All-Americans.

While preparing to be a head coach, Gregory had been recognized as one of the top assistant coaches in the country by such recognized publications as The Sporting News and Sports Illustrated.


As a recruiter, he was part of four Top Ten recruiting classes at Michigan State. He also helped bring a Top Twenty recruiting class to Northwestern.



Gregory is the fourth Tom Izzo assistant to land a Division I head coaching position. In addition to Joplin, Marquette's Tom Crean (who took Marquette to the 2004 Final Four) and Arkansas' Stan Heath (who took Kent State to the 2002 Sweet Sixteen) are part of Izzo's coaching family tree.

Gregory graduated from Oakland University in Rochester, Michigan, in 1990 with a Bachelor of Arts in Secondary Education. While at Oakland, he was a three-time all-conference selection, and was named an Academic All-American in 1990. He was inducted into Oakland's Hall of Fame in 1997. Before transferring to Oakland, Gregory spent one year at the United States Naval Academy, and was a teammate of David Robinson on Navy's 1985-86 team that advanced to the NCAA Elite Eight (note: That was not the Navy team that played in the NCAA tournament in UD Arena. Navy beat LSU and lost to Maryland in 1985 at UD Arena.). He also holds a master's degree in Athletic Administration from Michigan State ('92).

Brian and his wife Yvette have two daughters — Isabella, and Elyse.



BRIAN GREGORY IS THE ONLY FIRST-YEAR HEAD COACH IN THE HISTORY OF THE EA SPORTS MAUI INVITATIONAL TO WIN THE CHAMPIONSHIP.

BRIAN GREGORY YEAR-BY-YEAR

HEAD COACHING CAREER

Year	School	Overall	Pct.	Conference	Pct.	Finish	Postseason
2003-04	Dayton	24-9	.727	12-4	.750	1st-W	NCAA First Round
2004-05	Dayton	18-11	.621	10-6	.625	T-2nd W	---
2005-06	Dayton	14-17	.452	6-10	.375	T-11th	---
2006-07	Dayton	19-12	.613	8-8	.500	T-7th	
TOTALS		75-49	.604	36-28	.563		

Assistant Coaching Career

Year	School	Overall	Pct.	Conference	Pct.	Finish	Postseason
1990-91	Michigan State	19-11	.633	11-7	.611	T-3rd	NCAA Second Round
1991-92	Michigan State	22-8	.733	11-7	.611	T-3rd	NCAA Second Round
1992-93	Michigan State	15-13	.535	7-11	.388	T-8th	NIT First Round
1993-94	Michigan State	20-12	.625	10-8	.555	T-4th	NCAA Second Round
1994-95	Michigan State	22-6	.785	14-4	.777	2nd	NCAA First Round
1995-96	Michigan State	16-16	.500	9-9	.500	7th	NIT Runner Up
1996-97	Toledo	13-16	.448	6-12	.481	T-8th	
1997-98	Northwestern	10-17	.370	3-13	.384	T-9th	
1998-99	Northwestern	15-14	.517	6-10	.375	T-9th	NIT First Round
1999-00	Michigan State	32-7	.820	13-3	.812	T-1st	NCAA National Champions
2000-01	Michigan State	28-5	.848	13-3	.812	1st	NCAA Final Four
2001-02	Michigan State	19-12	.612	10-6	.625	5th	NCAA First Round
2002-03	Michigan State	22-13	.628	10-6	.625	T-3rd	NCAA Regional Finals
Totals		253-150	.628	123-99	.554		



THE COACHING STAFF

2007 DAYTON BASKETBALL

WHAT'S BEING SAID ABOUT BRIAN GREGORY

"Brian Gregory is a rising star in the coaching business, and he has been the perfect fit at Dayton. Flyer fans know the game, and they know they have a winner in Brian. Under his leadership, Dayton is building a culture of winning, and winning the right way. I love watching Brian's Flyer teams play. They play the right way, and they play for the team above the individual. Brian Gregory is a winner in every sense of the word."
--Jay Bilas, *ESPN Basketball Analyst*

"Dayton's got itself a different dude in Brian Gregory. He's loyal enough to turn down so-called "bigger" jobs to stay at Dayton ... optimistic enough to believe he can turn that small, private Catholic school into a national powerhouse ... and good enough to do it."
--Gregg Doyel, *CBS SportsLine.com National Columnist*

"The simple truth is that Brian is getting good players to play for Dayton and encouraging them to play hard. That's really the essence of college coaching, and he is doing a great job. Brian's a terrific teacher, also. I watched him in practice and was impressed by how he communicated with his players. He has a bright, long future as a coach."
--Mike DeCourcy, *Sporting News Senior Writer*

"Brian Gregory seems to be a hand-in-glove fit at Dayton. His coaching style, concern for the student-athlete, energy, and personality equals continued success on-and-off the court. He's doing an excellent job in every way at UD."
--Clark Kellogg, *CBS Sports College Basketball Analyst*

"(Dayton) couldn't have made a better hire. Brian Gregory is one of the hardest working assistants I've ever known and has a tremendous ability to do all the things a head coach needs to do. He's a great young coach and a great young guy."
--Retired Michigan State Coach Jud Heathcote

"He's going to be a star. He's a special guy and I know he'll be successful both on and off the court. And he'll be someone that the Dayton community will be proud of on and off the court. He has that rare blend. He can get along with people of all ages and make people feel better about themselves. He'll do a great job, no doubt."
-- Former NBA Coach Kevin O'Neill

"You have to go back to his days at Michigan State where he learned from one of the masters of the whole thing--Tom Izzo. Brian will bring to Dayton an assistant coach's work ethic and the mentality of 'get it done.' I know he is working just as hard as his assistants, and by working that hard as their leader, he's making them better coaches. Dean Smith said the most important thing he could do for his team was hire the best assistant coaches he could get. Brian has put together a heckuva staff, and that speaks volumes about him and his plan. He turned down a bunch of jobs, and waited and waited for the right one."
--Dave Telep, *TheInsiders.com*

"What I saw this summer was that the work ethic of the Michigan State line of coaches continued when Brian Gregory came to Dayton. Brian and his coaches are a hard-working staff, with the diligence and ability to convince people that the program is not just going to stay where it is, but go even higher. But you also have to have an eye for it. You have to see the development in a player down the road. Brian's got that."
--Van Coleman, *HOOPMASTERS.COM*


"BRIAN HAS PROVEN HIMSELF IN HIS TIME HERE TO BE EVERYTHING YOU NEED IN A HEAD COACH. HE'S A GREAT RECRUITER, BUT HE IS ALSO A GREAT GAME COACH. I DON'T THINK YOU GET THAT KIND OF MIX VERY OFTEN. THE JOB HE DID HERE WAS SECOND TO NONE."

--MICHIGAN STATE HEAD COACH TOM IZZO

PERSONAL DATA


AGE: 40
BIRTHDATE: DECEMBER 15, 1966
FAMILY: WIFE - YVETTE / CHILDREN - ISABELLA (6) AND ELYSE (2)
HOMETOWN: MOUNT PROSPECT, ILL.
ALMA MATER: OAKLAND UNIVERSITY '90
 MICHIGAN STATE '92 - MASTER'S
PLAYING CAREER: OAKLAND UNIVERSITY (1986-90)
 • THREE-TIME ALL-CONFERENCE SELECTION
 • ACADEMIC ALL-AMERICA (1990)
 U.S. NAVAL ACADEMY (1985-86)
 • NCAA ELITE EIGHT (1986)

COACHING CAREER: ASSISTANT COACH, MICHIGAN STATE (1990-96)
 • NCAA TOURNAMENT ('91, '92, '94, '95)
 ASSISTANT COACH, TOLEDO (1996-97)
 ASSISTANT COACH, NORTHWESTERN (1997-99)
 • NIT (1999)
 ASSISTANT COACH, MICHIGAN STATE (1999-00)
 • NCAA NATIONAL CHAMPIONS (2000)
 ASSOCIATE HEAD COACH, MICHIGAN STATE (2000-03)
 • NCAA TOURNAMENT (2001, 2002, 2003)
 HEAD COACH, DAYTON (2003-)
 • NCAA TOURNAMENT (2004)
 • 2005 A-10 COACH OF THE YEAR (CBSSPORTSLINE.COM)



COACH GREGORY WITH HIS WIFE YVETTE AND THEIR DAUGHTERS ELYSE AND ISABELLA.

THE COACHING STAFF



THE DAYTON FLYERS' COACHING STAFF (L-R): BILLY SCHMIDT, ANTHONY SOLOMON, BRIAN GREGORY AND JOHN BOROVICH

THE FACES OF BRIAN GREGORY



Q&A WITH BRIAN GREGORY

2007 DAYTON BASKETBALL

Q. Brian Roberts is one of the premier players in the country. Talk about his game, and his development as a player over his career.

I think Brian Roberts clearly distinguished himself last year as one of the most efficient guards not only in the Atlantic 10, but also in the country. His ability to score points while shooting at a high percentage, and at the same time directing and running our offense and defense put him in a very elite class. Brian has continued to improve every year, but as good as he's been, the thing that drives him is to be the leader of a team that plays in the post-season.

Q: How does the team view Roberts as a leader?

Brian has steadily grown into a leader both on the court and off the court. He is a tremendous role model for our younger players in terms of his work ethic and discipline and desire to continue to improve. Brian has become more vocal, and he realizes that as one of the three seniors on the team he must show those leadership qualities every day.

Q: The other seniors on the squad are Jimmy Binnie and Andres Sandoval. Please discuss their abilities.

I think Jimmy and Andres Sandoval have positioned themselves to have wonderful senior seasons. They have both worked extremely hard in the off-season, and have really concentrated on taking greater leadership roles on this team. We have always been able to count on Jimmy's effort and intensity and I am looking for his game to blossom into other areas this year. Andres Sandoval enters his second year in the program and I have every belief he has a firm grasp on his strengths as a player. I think he understands the important role that a senior plays in our program.

Q. Your four-year Flyers, Brian Roberts and Jimmy Binnie will be your first players who have done the entire college experience – recruiting, verbally committing, signing, playing four seasons and graduating. Talk about how far they have come in that time, and how far the program has come.

Both Brian and Jimmy are truly great examples of what it means to be a member of a Dayton basketball program. I think both players during their time here have improved their abilities on the court, but maybe more importantly it is their growth off the court that is most impressive. They are both scheduled to graduate in four years and have done very well in school. They have grown as leaders and they have always put the team first.

Q. Talk about your juniors.

I am pleased that Charles Little was able to receive that post-season honor of the Sixth Man of Year in the Atlantic 10. I think that his challenge is now to take the next step in terms of his consistency and production as a player. The challenge that he faces by ending the year on such a strong note is to realize that he can't rest on his laurels...he still needs to improve...he has to work harder. That is the challenge for all upperclassmen -- especially juniors -- is to realize that as they continue to improve they have to do more and more to take another step forward. That is always the biggest challenge. It's easy to improve as a freshman, but as you go, it's harder. Will Charles become a better free throw shooter, will he be more consistent on the glass, will he be able to defend multiple positions? Those are the challenges that as an upperclassman you have to tackle. You have to get a little more specific and a little more detailed. The smaller things have to become better for you to take that next step forward.

Our other junior is Thiago Cordeiro. I am obviously very pleased with his transition into our program as a junior college player. He definitely has a thirst for being coached and a desire to learn more about the game and to improve.



When it comes to blocking shots that is something you can't teach. Thiago is a guy that does have that unique trait. Once he gets comfortable with our defensive system, he will be in position to rotate over and to make the block. The best shot blockers are the ones who block shots off the ball not guarding their man and that has every bit as much to do with positioning, intensity, anticipation and concentration as anything else. So as he develops those traits, I think his innate ability to get to the ball will really give our defense a dimension we have not had since I have been here.

His toughest obstacle as a player is do more than just be a shot blocker. I do like his skill package and that is something that we are working with him on to improve even more.

Q. Talk about your sophomores.

Kurt Huelsman has done a great job steadily improving his all-around game. As the only player on the team last year to start all 31 games, I think that speaks volumes for his dependability. I think he is making improvements in terms of his comfort level of scoring on the block and his ability to not just keep his man off the glass but also to pursue the ball. Last year he kept his man off the glass. To become a good rebounder, you have to go get the ball too.

When ever you talk about London Warren you have to talk about the pace he brings to the game both offensively and defensively. He started the last six games of the season and I thought he did a great job of handling that starting role. He does give our team a jolt of energy...there is no doubt about it. The thing that we have talked about with London is to keep tightening up his game... to get better with the ball, deliver on time on target passes, but at the same time continue to play with that aggressiveness and energy that can really lift the team.

Marcus Johnson brings us tremendous athletic versatility. With that, a lot is expected of him. He is one of our best finishers on the break. He is one of our best offensive rebounders. His added ability of putting the ball on the floor gives him opportunities to slash to the basket and also create some scoring opportunities for others off the penetration. And with his overall toughness he has proven that he can guard any one of the three perimeter positions. He could really be the tone setter when it comes to our on-the-ball defense and overall team defense.

Q: The Flyers have the No. 1 freshman class in the Atlantic 10. Do you expect these freshmen to see playing time right away?

We expect these freshmen to see playing time right away. We brought them in here to contribute and to find their niche in terms what ways they can help this team become better. It is always a challenge for a freshman to make that jump from high school to the level of the Atlantic 10. But at the same time all three of them bring some unique qualities that can help this team, and that can make this team deeper and more versatile.

The one thing I like about the freshmen class is that even with their outstanding high school resumes, they have tremendous work ethic and they understand that the playing time they get this year will have to be earned.

Q: Talk about the highly-touted freshman, Chris Wright, and what strengths he brings to the table.

It is obvious that the recruitment of Chris Wright was tremendous for our program and for this team. He has a great mix of size, strength and athletic ability, but he combines that with a very humble approach of understanding that he needs to be coached every day so he continues to improve. He has a mindset that he doesn't want things given to him. He has earned everything he's gotten up to this point and he knows that the best thing for his future is for that to continue. When it comes to Chris Wright and what he symbolizes in terms of our program and recruiting this jumps out. He could have gone to more or less any school in the country, but he and his family made the decision that he wasn't going to just go to the biggest school, but to the best school for him. And that was University of Dayton. I have stated since day one, we want to recruit the best local talent and keep them here in Dayton. Chris Wright embodies that philosophy. If you are a local player and Dayton has everything you are looking for, this is a great place for you.

Q: Wisconsin transfer Mickey Perry has been working with the team since last winter. How is he coming along, and what kind of impact will he make when he becomes eligible on Dec. 15?

Of any of the newcomers, Mickey Perry has the greatest advantage because he spent the second half of last season and all spring in our program. At the same time, it is difficult to become eligible in the mid-season and that will be something that Mickey will have to do a good job of handling both mentally and physically. Mickey is a very skilled shooter, but he has improved his ball handling ability and has worked on some of the other aspects of the game that will help him become a quality player in our program.

Q: On paper, it looks like you have a lot of possible lineup combinations, especially up front. Is this true?

We like the way our big guys are competing and are developing. Obviously with Kurt we have some flexibility inside. We can go with a big lineup with two guys that are 6-10 in there and also we can go smaller with two 6-6 post men or two 6-7 post men. I think depending on what we think we can be most effective at or take advantage of we are going to be able to play that way this year...which give us a big advantage.

Q: How has the off-season gone for your team in the weight room and in individual workouts?

Mike Bewley has done a great job with our guys. Since day one at the end of last season he has done everything he could in terms of getting our guys stronger and in great shape. I think our guys

also have to get some of the credit because they realize how important this work is, and how Mike can help them reach our goals.

We really emphasize the individual instruction with this team. We now have a team that is a little more athletic, and our individual sessions really help our players get better with the basketball. Our overall development through those individual workouts have increased our skills. Our guys have worked hard on that... not just with the coaches, but also on their own.

Q: Last season you started 14-0 on your home court. What does it mean to your team to play inside UD Arena in front of the Flyer Faithful?

I've stated before, I think our home court is as good as any in the country. There is no doubt that you play with a little more adrenaline at home with the Flyer Faithful and their support and constant passion.

We tell guys every day of the year that their job as a player is to work extremely hard to improve and to get better as individuals and to come together as a team. We tell them that they are very lucky to have 20 days a year to run through that tunnel to that type of reception. That's why you're working hard all these days. It shows that what we are doing is important to our fans and that people care about that. And that they are behind us.

Q: What do you see as assets and question marks for this year's team?

Anytime you have a player of Brian Roberts' caliber and two other seniors in Jimmy Binnie and Andres Sandoval who have been through battles...and have played in big games and have been successful in those types of games...as a team you have to start from there. It is very important that the seniors understand that it does start with them. I like our depth. I like the flexibility that the depth gives us. I think at times you put out a team that can really pressure and other times you can put a team out there that can be really successful going against a zone. I think there are a lot of different dimensions to our game. We have a lot of different options and that's a huge asset. This team is coming off 19 wins last year. As good as that was and as important as some of the wins that we had were, we are definitely not satisfied. It was just another step that they needed to make in order to take the next step.

In terms of question marks, I would say it would be with some of the returning players -- especially some of the sophomores -- to take that next step as players. They all got to play as freshmen. Will they use the experience of last year and turn into a really good sophomore season? Some of the mistakes and lapses they had as freshman are not acceptable anymore as sophomores. They are going to have to play a bigger role and that means more responsibility. Another question mark would be how quickly the newcomers adjust to this level of basketball...that's always a question mark. Because if you are going to say the depth of your team is an asset, that means you're going to have to play those guys.

The success of the season is always dependent on how you respond to the challenges and obstacles that come up during the year. Because a perfect season is not void of any disappointments or crisis, but a great season is the result of how you respond to those things.

Q: Last season you played a tough non-conference schedule, going up against national powers such as North Carolina, Pittsburgh, Louisville and Creighton. How will the experience of playing those schools help UD this season?

Playing top ranked schools always gives you an opportunity to measure yourself and also take stock in where you are at as a team. Again the key is do you continually get better? You play those teams in November and December and what you want to be is a better team in February and March. You want to make sure you use that experience to continue your steady incline to success. You always have to be careful not getting too high or too low as a result of playing those types of teams. I think our team is more mature this year and I think we will handle that better.

Q: What are your thoughts on this year's non-conference schedule?

You know last year our non-conference schedule was ranked 22nd in the country. That was the highest in the Atlantic 10 and going into this year our non-conference will be every bit as tough. Our opponents averaged over 20 wins last season. Four of five of those teams are picked to finish first in their conference and another three or four are picked to finish second. So it will be a challenging schedule. We are going to have to be ready to play every game and some of the places that we play on the road are even more difficult. There is no doubt that it is a very competitive schedule, that we will meet the criteria that we need to have in terms of a non conference schedule and it will put us in position to get ready for a tough Atlantic 10 season.

Q. Talk about your walk-ons, and what they mean to the program?

Our two returning walk-ons, Dan Fox and Luke Hendrick, have done everything that every other member of our team has done during the off-season. They have come back stronger and even more dedicated to helping our team. Our two new walk-ons have done a good job since joining us. Every day in practice they bring good energy and haven't backed down at all. That is really important for us during practice. They are basically your scout team. They take great pride that the more competitive they are and the more focused they are at running the other team's stuff, that just gets us that much better prepared for the team that we are going to play. Their mantra is: "Run their stuff better than they do" so our guys can be the most prepared we can. They take great pride in that.

Q. Your entire team was together on campus for almost two months this summer again this year. What does that do for team-building?

The time our players spend together during the summer cannot be underestimated. It is a time for individual players to improve and to collectively come together. Because we as coaches can't do anything with our players during the summer months, our team has to take the personal accountability of building the positive atmosphere for the upcoming season. It was also great to see so many former players come back this summer and work out with our guys. This bridge between the past and present is something special to see.



Q. How does being able to attend summer school and be on campus help incoming freshmen?

This is an invaluable opportunity for our freshmen to really get a great handle on taking classes, attending study hall and meeting with tutors, before all of the other distractions of the start of the fall term and workouts and stuff like that begins. Our guys have been very successful in those classes. I really think that in terms of the transition from high school to college this may be the single-best thing that has ever been done for student-athletes.

Q. In your opinion, what is the biggest adjustment a student-athlete has to make when moving from high school to college?

The biggest adjustment our freshmen have to make is in the intensity, effort and commitment level that everything must be done at. From books to basketball an effort greater than they ever gave before has to become normal for them. Only a "championship effort" can be accepted to be a successful student-athlete at this level.

Q. Please talk about how the Atlantic 10 Conference will be this season.

I think the Atlantic 10 Conference will be stronger from top to bottom than it has ever been during my five years in the league. Do we have a couple teams like we did my first year that could make a run to the Elite 8? I would have to say, yes, we do. Ten teams in the league have at least three starters back. Twelve teams have at least 60% of their scoring back. Fifteen of the top twenty players who were all-conference last year are back. The league now not only has high-quality players but high-quality upperclassmen and that is usually a good recipe for postseason success. The Atlantic 10 doesn't get the credit that it deserves nationally. I really think that you are going to see us in the forefront of college basketball this year.

Q. When you were introduced as UD's coach, you talked of winning championships. You've been an integral part of a national title, and you won the first championship you played for here at Dayton (the 2003 EA Sports Maui Invitational). What does it take to build a championship program?

There is no doubt that the most important part of building a championship program is the players. You must bring in talented players who are high-quality people. Then you must create an atmosphere of commitment and belief in each other and the system. Everyone in the program must be energetic, enthusiastic, and passionate about their role in the program's success. I truly believe that we are building just that type of program here at the University of Dayton.

Q. Talk about your coaching staff.

Billy Schmidt has been a tremendous asset to our program. His knowledge, passion, and teaching ability are unmatched. He is beginning to separate himself from the pack as a recruiter.

Being able to bring in a quality coach like Anthony Solomon has really been good for our players and our program. He knows the game, He can teach the game. He can really build relationships and his network with coaches and recruits has already given us new inroads there.

Bringing Jon Borovich back was a no-brainer, due to the fact that he knows our system and he knows our players. Being able to grow as a coach in another program, obviously a program that I respect tremendously in Oakland, and then being able to come back here not only made him a better coach, but made him even more valuable to our program.





ASSISTANT COACH
BILLY SCHMIDT
FIFTH SEASON AT UD
WAKE FOREST '92

Adding Billy Schmidt to the Flyer coaching staff was Brian Gregory's first move after being name Dayton's coach in 2003. Schmidt came to Dayton after nine seasons coaching in the SEC, The Big East, and the Big Ten. Schmidt had been on Tommy Amaker's staff for three years from 2000 to 2003, beginning with Amaker at Seton Hall in 2000 before moving to Michigan with him.

Prior to Seton Hall, Schmidt was an assistant coach for three years (1997-2000) at Northwestern University under former Toronto Raptors head coach Kevin O'Neill. During his first two years at Northwestern, Schmidt began his working relationship and friendship with Brian Gregory. Schmidt also worked with O'Neill from 1994 to 1997 at the University of Tennessee. He joined the Volunteer staff as an administrative assistant in 1994 and was promoted to an assistant coach in 1996.



"Billy's work-ethic is why he was a must-hire for me," said Gregory. "His rapport with the players makes him an excellent coach and recruiter. His knowledge and ability to teach are critical to our success."

Rivals.com also recognized the traits that Gregory sees in Schmidt. The college-athletic-oriented website named Schmidt one of the Top 25 recruiters in the country. Schmidt was joined on the list by coaches from the ACC, the Big 12, the Big East, the Pac-10, and the SEC.

The native of Stamford, Connecticut began his coaching career in the high school ranks, serving as an assistant coach to Steve Smith at Oak Hill Academy in Mouth of Wilson, Virginia, for two years (1992-94). During his tenure, Oak Hill won back-to-back national championships.

Schmidt graduated with honors from Wake Forest University in 1992 with a Bachelor of Science degree in secondary education. While at Wake Forest, Schmidt was a manager and coaches' aide for the Demon Deacons program for four years (1988-92). He has a master's degree in Sport Management from Tennessee.

PERSONAL DATA

AGE:	36
BIRTHDATE:	FEBRUARY 7, 1970
HOMETOWN:	STAMFORD, CONN.
ALMA MATER:	WAKE FOREST UNIVERSITY '92
COACHING CAREER:	ASSISTANT COACH, OAK HILL ACADEMY (VA.) (1992-94) NATIONAL CHAMPIONS (1993, 1994) ASSISTANT COACH, TENNESSEE (1994-97) ASSISTANT COACH, NORTHWESTERN (1997-00) ASSISTANT COACH, SETON HALL (2000-01) ASSISTANT COACH, MICHIGAN (2001-03) ASSISTANT COACH, DAYTON (2003-)



ASSISTANT COACH
ANTHONY SOLOMON
 FIRST SEASON AT UD
 VIRGINIA '87





Anthony Solomon, 42, brings 23 seasons of college basketball experience with him to UD. The University of Virginia graduate joined the Flyer coaching staff during the summer of 2007. Solomon played on Cavalier teams that reached the NCAA tournament three times (including one Final Four) and the NIT once. In 15 years as an assistant coach, he was part of nine post-season clubs, including Notre Dame's 2003 NCAA Sweet 16 team. Most recently, he was the head coach at St. Bonaventure University for the last four seasons, where he brought the Bonnies' scandal-ridden program back to an improved level of competitiveness and respectability.

Solomon joined St. Bonaventure after three seasons at Notre Dame, where he worked for the well-respected Mike Brey. In each of Solomon's three years there, the Irish advanced to the NCAA Tournament, won 20 games or more and won at least 10 Big East Conference games. Notre Dame was the only Big East member to win 10 or more conference games and advance to the NCAA Tournament each of those three seasons. In 2002-03, Notre Dame advanced to the Sweet 16 of the NCAA Tournament and finished 24-10.

Before working at Notre Dame, Solomon spent six seasons at Atlantic Coast Conference schools. He was assistant athletics director for basketball operations at Clemson for two seasons, and was an assistant coach at his alma mater, the University of Virginia, for four seasons from 1994-98. During Solomon's tenure at Virginia, the Cavaliers reached the NCAA Tournament twice, highlighted by an Elite Eight appearance in 1995, when they tied for the ACC regular season title.

Solomon was an assistant coach at Richmond in 1993-94, Manhattan in 1992-93 and Bowling Green from 1989-92. He began his coaching career as a graduate assistant at Delaware in 1988-89.

Solomon graduated from Virginia with a bachelor's degree in rhetoric and communications in 1987. While a student there, he met his future wife, Tracy, who was a member of the Cavaliers' track and field team and also graduated in 1987. They have three children.



COACH SOLOMON WITH HIS WIFE TRACY AND THREE CHILDREN KAMRA, ANTHONY, AND MAYA.


PERSONAL DATA

AGE:	42
BIRTHDATE:	DECEMBER 1, 1964
HOMETOWN:	NEWPORT NEWS, VIRGINIA
ALMA MATER:	VIRGINIA '87
PLAYING CAREER:	UNIVERSITY OF VIRGINIA FOUR-YEAR LETTERWINNER
COACHING CAREER:	ASSISTANT COACH, BOWLING GREEN (1989-1992) ASSISTANT COACH, MANHATTAN COLLEGE(1992-1993) ASSISTANT COACH, RICHMOND (1993-1994) ASSISTANT COACH, VIRGINIA (1994-1998) ASSISTANT ATHLETICS DIRECTOR FOR BASKETBALL OPERATIONS, CLEMSON (1998-2000) ASSISTANT COACH, NOTRE DAME (2000-2003) HEAD COACH, SAINT BONAVENTURE (2003-2007) ASSISTANT COACH, DAYTON (2007-)





ASSISTANT COACH
JON BOROVICH
 FIRST SEASON AT UD
 CENTRAL MICHIGAN '01



Jon Borovich is in his first season with the Flyers. A native of Bloomfield Hills, Michigan, Borovich, age 28, has been an assistant coach for the last two years at Oakland University. After appearing in the 2005 NCAA Opening Round Game in Dayton, the Grizzlies were 11-18 in 2005-06 and 19-14 last season. The 19 wins were the most by Oakland since the school went Division I in 1997. Borovich was with the Flyers for the first two seasons of Gregory's tenure as head coach. During Borovich's time on the Dayton staff, UD was 42-20, won the 2003 Maui Invitational and made an appearance in the 2004 NCAA tournament.

Before coming to Dayton he served as a graduate assistant on the staff at Michigan State where he assisted the Spartan's program in video analysis while completing his Master's Degree in Athletics Administration.

Borovich earned a bachelor's degree in Sports Studies in 2001 from Central Michigan, with a double minor in Psychology and Coaching. He was the captain of the Chippewas' basketball team as a junior and senior, and helped lead the team to the 2001 Mid-American Conference Championship. He also was named to the MAC All-Academic team as a senior.



"Jon's familiarity with our system is a big asset to our program," head coach Brian Gregory says. "He brings enthusiasm and energy to our program every day. He was a tough competitor as a player, and that's why his future is so bright in this profession."



PERSONAL DATA

AGE:	28
BIRTHDATE:	JANUARY 19, 1979
HOMETOWN:	BLOOMFIELD HILLS, MICHIGAN
ALMA MATER:	CENTRAL MICHIGAN '01
PLAYING CAREER:	CENTRAL MICHIGAN (1997-2001)
COACHING CAREER:	GRADUATE ASSISTANT, MICHIGAN STATE DIRECTOR OF BASKETBALL OPERATIONS, DAYTON (2003-2005) ASSISTANT BASKETBALL COACH, OAKLAND (2005-2007) NCAA OPENING ROUND, '05 ASSISTANT BASKETBALL COACH, DAYTON (2007-)





DIRECTOR OF BASKETBALL OPERATIONS
MATT FARRELL
SECOND SEASON AT UD
DAYTON '06

Matt Farrell was a Graduate Assistant with the Dayton men's basketball program during the 2006-07 season before being promoted to Director of Basketball Operations in August, 2007.

Farrell holds a Bachelor's degree from the University of Dayton (Finance and Economics) and is currently pursuing his MBA at the University.

While earning his degree at the undergraduate level and maintaining his status in the University of Dayton Scholar Program, he served as an assistant basketball coach at a local area high school and coached AAU basketball for the Indiana Elite program. He has actively served in various capacities with area basketball teams.

"I like the fact that Matt has dedicated himself to working through the ranks to advance in this profession," head coach Brian Gregory stated. "I believe he is an excellent up and coming young coach who will do a tremendous job for us in the operations position."



PERSONAL DATA

AGE:	24
DATE OF BIRTH:	MAY 17, 1983
HOMETOWN:	DAYTON, OHIO
ALMA MATER:	UNIVERSITY OF DAYTON '06
COACHING CAREER:	GRADUATE ASSISTANT, DAYTON (2006- 2007) DIRECTOR OF BASKETBALL OPERATIONS (2007 -)

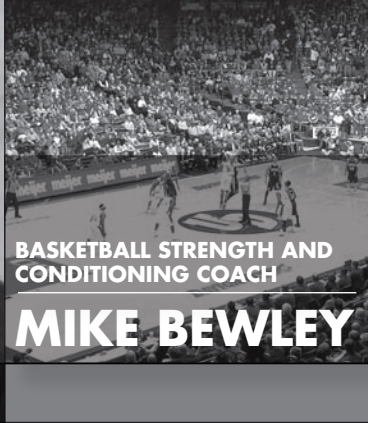
UNIVERSITY OF DAYTON ALL-TIME ASSISTANT COACHES

BOB BEYER †2005-07
DAVE BOLLWINKEL †1992-94
DON BOLTON1950-52
JON BOROVICH.....2007-
JACK BUTLER1971-89
RAZOR CAMPBELL1954-56
BUTCH CARTER •1989-91
BILL CASSIDY1967-75
BILL COMAR1998-99, 00-01
DOC CONROY1989-94
MO CASSARA2003-04
HERB DINTAMAN1956-63
DON DONOHER †1963-64
JIM DOUGLASS1953-54
JIM EHLER1971-73, 74-89
CHUCK GRIGSBY1964-69
PAT HALEY †1968-70, 76-80
STEVE HESS1973-74
DAN HIPSHER †1980-89
BOBBY JOE HOOPER1969-71
MIKE JACKSON2003-05

GEORGE JANKY1970-71
RON JIRSA †1999-03
MARK KNUE1984-86
JIM LARKIN1975-84
DAVE MANZER1994-96
TOM MCCONNELL †1989-92
LARRY MILLER1989-92
JUNIOR NORRIS1952-53
WADE O'CONNOR1996-00
JOSH POSTORINO2001-03
REGGIE RANKIN2005-07
BILLY SCHMIDT2003-
JIM SCOBY1987-89
FRANK SMITH1994-03
RAY SPRINGER1991-94
ANTHONY SOLOMON †2007-
PETE STRICKLAND †1994-98
PAUL WESTHEAD • †1963-64
DAVE WOJCIK2004-05

† DIVISION I HEAD COACHING EXPERIENCE
 • NBA HEAD COACHING EXPERIENCE





**BASKETBALL STRENGTH AND
CONDITIONING COACH**

MIKE BEWLEY

Since 2005 Mike Bewley has served as the Flyers' sports nutritionist and strength & conditioning coach for men's and women's basketball. His duties include the design and implementation of athletic performance programs, supervising team and individual training sessions and testing strength/power/conditioning of athletes.

In Bewley's previous two seasons the Flyers have made significant gains in strength training, cardiovascular endurance, speed training, flexibility and agility improvement, and nutritional consultation.

Bewley also serves as the strength and conditioning coach to the Flyers men's and women's golf programs.

Prior to Dayton, Bewley served as the assistant strength and conditioning coach for Georgia Southern University. Bewley developed and implemented conditioning programs for basketball, baseball, soccer, and volleyball, and assisted with Georgia Southern's 11 other sporting programs.

Bewley graduated from Eastern Kentucky University in 1998 with a major in Physical Education. He then moved to the University of Nevada in Reno, Nevada, where he was a graduate assistant strength and conditioning coach and the school's sport nutritionist. He earned his Master's in Education Leadership from Nevada in 2002.

The native of Louisville, Ky. is a Certified Strength and Conditioning Specialist, a USA Weightlifting Level I Olympic Club Coach and a Certified Sports Performance Nutritionist.



ACADEMIC COORDINATOR

BETH FLACH

Beth Flach was added to the University of Dayton staff as an Athletic Academic Coordinator on July 19, 2006. Flach came to Dayton from Indiana State University where she served as the Assistant Athletics Academic Coordinator for five years.

Flach serves as the Academic Coordinator for the Flyers men's and women's basketball teams while assisting with the academic needs of all UD student-athletes.

Flach has been a member of the National Association of Academic Advisors for Athletics since 2001 and was a committee chair for two years beginning in 2004. She has also active with Big Brothers/Big Sisters for the past five years.

At Indiana State, Flach monitored the academic progress of over 300 student athletes from 15 athletic teams. She was also responsible for coordinating a mentoring program for freshman, transfers and academically at-risk student-athletes as well as organizing all aspects of the school's academic enrichment program. Prior to this role, Flach also served as an Academic Advising Intern where she taught a first year experience course and mentored student athletes from various athletic teams.

Flach also spent time at Central Michigan University from 1999-2000 where she worked in the Athletic Academic Center and as a Graduate Student Administrative Assistant.

Flach graduated in 1998 with a Bachelor of Arts in Criminology from Capital University where she also played volleyball for three seasons. The Crusaders were Ohio Athletic Conference Champions during her junior season and she was a team captain as a senior.



ADMINISTRATIVE ASSISTANT

**STACY
SCHRETZMAN**

Stacy Lea Schretzman is in her first year as the men's basketball administrative assistant. She comes to Dayton with coaching and playing experience, along with close ties to the U.S. Army.

She was a highly-coveted basketball recruit in high school after being named to the 1985 All-Ohio team. She was offered full scholarships to Xavier and Ball State, but chose to attend the United States Military Academy, West Point, where she lettered her freshman year.

After nearly two years at West Point, Schretzman attended Bentley College in Waltham, MA. In 1990, she was named the Northeast 10 Player of the Year and an American Women's Sports Federation Division II All-American, while leading her squad to the Division II National Championship game. They also reached the Final Four in 1989. Schretzman was inducted into the Bentley College Hall of Fame in 1999.

Schretzman has spent the last seventeen years coaching high school and AAU basketball, while traveling around the world as an army spouse. She is married to the University of Dayton's Army ROTC Commander, LTC Chuck Schretzman and they have three kids: Zack (16), Olivia (15), and Chloe (7).

Schretzman received her B.S. in Business Communications from Bentley in 1990, and is currently working towards her MBA. The Schretzman family resides in Springboro, Ohio.




TEAM MANAGERS

FROM LEFT TO RIGHT: LAUREN UGAN, SOPHOMORE - BAY VILLAGE, OHIO - PRE-MED (2ND YEAR), CHAD THOMPSON, JUNIOR - BERA, OHIO - EDUCATION (3RD YEAR), MICHAEL SCHOEN, JUNIOR - TOLEDO, OHIO - PHYSICAL EDUCATION (3RD YEAR), BOB DUNN, SOPHOMORE - BAY VILLAGE, OHIO - SPORTS MANAGEMENT & BUSINESS ADMINISTRATION (2ND YEAR)

NOT PICTURED(FIRST-YEAR MANAGERS): ADAM JOSEFCZYK, FRESHMAN - CINCINNATI, OHIO - PRE-LAW, DAN REISINGER, SOPHOMORE - BAINBRIDGE, OHIO - MARKETING, JASON HERBERGER, FRESHMAN - FORT WAYNE, INDIANA - ACCOUNTING, JULIE ADAMS, FRESHMAN - LIMA, OHIO - DIETETICS

THE ROSTER



2007-08 UNIVERSITY OF DAYTON MEN'S BASKETBALL TEAM



FRONT ROW (FROM LEFT): ATHLETICS TRAINER NATE SEYMOUR, STEPHEN THOMAS, LONDON WARREN, CHARLES LITTLE, JIMMY BINNIE, HEAD COACH BRIAN GREGORY, BRIAN ROBERTS, ANDRES SANDOVAL, MARCUS JOHNSON, MICKEY PERRY, STRENGTH AND CONDITIONING COACH MIKE BEWLEY

BACK ROW (FROM LEFT): DIRECTOR OF BASKETBALL OPERATIONS MATT FARRELL, ASSISTANT COACH JON BOROVICH, MICHAEL LAING, LOGAN NOURSE, LUKE HENDRICK, THIAGO CORDEIRO, KURT HUELSMAN, DEVIN SEARCY, CHRIS WRIGHT, DAN FOX, ASSISTANT COACH BILLY SCHMIDT, ASSISTANT COACH ANTHONY SOLOMON

NUMERICAL ROSTER

NO	NAME	HT	WT	POS	YEAR	HOMETOWN (HIGH SCHOOL)
0	Mickey Perry	6-2	193	G	RS SO	Maywood, IL (Proviso East HS)
2	Brian Roberts	6-2	175	G	SR	Toledo, OH (St. John's)
3	Andres Sandoval	6-4	198	G	SR	Milford, MA (Winchendon)
11	Stephen Thomas	6-1	164	G	FR	Indianapolis, IN (Indianapolis Cathedral)
14	London Warren	6-0	180	G	SO	Jacksonville, FL (Raines)
15	Charles Little	6-6	237	F	JR	Cleveland, TN (Cleveland)
23	Chris Wright	6-8	214	F	FR	Trotwood, OH (Trotwood-Madison)
24	Luke Hendrick	6-4	170	F	SO	Saginaw, MI (Nouvel Central Catholic)
25	Logan Nourse	6-1	176	G	FR	Spencerville, OH (Spencerville)
30	Dan Fox	6-4	190	F	SO	Wolcottville, IN (Lakeland)
32	Marcus Johnson	6-3	193	G	SO	Cleveland, OH (St. Vincent-St. Mary's)
33	Jimmy Binnie	6-7	211	F	SR	Des Moines, IA (Johnston)
34	Devin Searcy	6-10	208	F/C	FR	Romulus, MI (Romulus Senior)
41	Kurt Huelsman	6-10	240	F/C	SO	St. Henry, OH (St. Henry)
45	Michael Laing	6-1	164	G	FR	Oconomowoc, WI (Marquette University HS)
54	Thiago Cordeiro	6-9	220	F/C	JR	Pernambuco, Brazil (Atual)

ALPHABETICAL ROSTER

NO	NAME	HT	WT	POS	YEAR	HOMETOWN (HIGH SCHOOL)
33	Jimmy Binnie	6-7	211	F	SR	Des Moines, IA (Johnston)
54	Thiago Cordeiro	6-9	220	F/C	JR	Pernambuco, Brazil (Atual)
30	Dan Fox	6-4	190	F	SO	Wolcottville, IN (Lakeland)
24	Luke Hendrick	6-4	170	F	SO	Saginaw, MI (Nouvel Central Catholic)
41	Kurt Huelsman	6-10	240	F/C	SO	St. Henry, OH (St. Henry)
32	Marcus Johnson	6-3	193	G	SO	Cleveland, OH (St. Vincent-St. Mary's)
45	Michael Laing	6-1	164	G	FR	Oconomowoc, WI (Marquette University HS)
15	Charles Little	6-6	237	F	JR	Cleveland, TN (Cleveland)
25	Logan Nourse	6-1	176	G	FR	Spencerville, OH (Spencerville)
0	Mickey Perry	6-2	193	G	RS SO	Maywood, IL (Proviso East HS)
2	Brian Roberts	6-2	175	G	SR	Toledo, OH (St. John's)
3	Andres Sandoval	6-4	198	G	SR	Milford, MA (Winchendon)
34	Devin Searcy	6-10	208	F/C	FR	Romulus, MI (Romulus Senior)
11	Stephen Thomas	6-1	164	G	FR	Indianapolis, IN (Indianapolis Cathedral)
14	London Warren	6-0	180	G	SO	Jacksonville, FL (Raines)
23	Chris Wright	6-8	214	F	FR	Trotwood, OH (Trotwood-Madison)



BY CLASS					
SENIOR					
No.	Name	Ht.	Wt.	Pos.	Yr.
33	Jimmy Binnie	6-7	211	F	SR
2	Brian Roberts	6-2	175	G	SR
3	Andres Sandoval	6-4	198	G	SR
JUNIOR					
No.	Name	Ht.	Wt.	Pos.	Yr.
54	Thiago Cordeiro	6-9	220	F/C	JR
15	Charles Little	6-6	237	F	JR
SOPHOMORE					
No.	Name	Ht.	Wt.	Pos.	Yr.
30	Dan Fox	6-4	190	F	SO
24	Luke Hendrick	6-4	170	F	SO
41	Kurt Huelsman	6-10	240	F/C	SO
32	Marcus Johnson	6-3	193	G	SO
0	Mickey Perry	6-2	193	G	RS SO
14	London Warren	6-0	180	G	SO
FRESHMAN					
No.	Name	Ht.	Wt.	Pos.	Yr.
45	Michael Laing	6-1	164	G	FR
25	Logan Nourse	6-1	176	G	FR
34	Devin Searcy	6-10	208	F/C	FR
11	Stephen Thomas	6-1	164	G	FR
23	Chris Wright	6-8	214	F	FR
BY HEIGHT					
6-10					
No.	Name	Ht.	Wt.	Pos.	Yr.
41	Kurt Huelsman	6-10	240	F/C	SO
34	Devin Searcy	6-10	208	F/C	FR
6-9					
No.	Name	Ht.	Wt.	Pos.	Yr.
54	Thiago Cordeiro	6-9	220	F/C	JR
6-8					
No.	Name	Ht.	Wt.	Pos.	Yr.
23	Chris Wright	6-8	214	F	FR
6-7					
No.	Name	Ht.	Wt.	Pos.	Yr.
33	Jimmy Binnie	6-7	211	F	SR
6-6					
No.	Name	Ht.	Wt.	Pos.	Yr.
15	Charles Little	6-6	237	F	JR
6-4					
No.	Name	Ht.	Wt.	Pos.	Yr.
30	Dan Fox	6-4	190	F	SO
24	Luke Hendrick	6-4	170	F	SO
3	Andres Sandoval	6-4	198	G	SR
6-3					
No.	Name	Ht.	Wt.	Pos.	Yr.
32	Marcus Johnson	6-3	193	G	SO
6-2					
No.	Name	Ht.	Wt.	Pos.	Yr.
0	Mickey Perry	6-2	193	G	RS SO
2	Brian Roberts	6-2	175	G	SR
6-1					
No.	Name	Ht.	Wt.	Pos.	Yr.
45	Michael Laing	6-1	164	G	FR
25	Logan Nourse	6-1	176	G	FR
11	Stephen Thomas	6-1	164	G	FR
6-0					
No.	Name	Ht.	Wt.	Pos.	Yr.
14	London Warren	6-0	180	G	SO

BY STATE


OHIO		
No.	Name	Hometown/High School
41	Kurt Huelsman	St. Henry, OH/St. Henry
32	Marcus Johnson	Cleveland, OH/St. Vincent-St. Mary's
25	Logan Nourse	Spencerville, OH/Spencerville
2	Brian Roberts	Toledo, OH/St. John's
23	Chris Wright	Trotwood, OH /Trotwood-Madison
MICHIGAN		
No.	Name	Hometown/High School
24	Luke Hendrick	Saginaw, MI/Nouvel Central Catholic
34	Devin Searcy	Romulus, MI/Romulus Senior
INDIANA		
No.	Name	Hometown/High School
30	Dan Fox	Wolcottville, IN/Lakeland
11	Stephen Thomas	Indianapolis, IN/Indianapolis Cathedral
FLORIDA		
No.	Name	Hometown/High School
14	London Warren	Jacksonville, FL/Raines
IOWA		
No.	Name	Hometown/High School
33	Jimmy Binnie	Des Moines, IA/Johnston
ILLINOIS		
No.	Name	Hometown/High School
0	Mickey Perry	Maywood, IL/Proviso East HS
MASSACHUSETTS		
No.	Name	Hometown/High School
3	Andres Sandoval	Milford, MA/Winchendon
TENNESSEE		
No.	Name	Hometown/High School
15	Charles Little	Cleveland, TN/Cleveland
WISCONSIN		
No.	Name	Hometown/High School
45	Michael Laing	Oconomowoc, WI/Marquette University HS
**BRAZIL		
No.	Name	Hometown/High School
54	Thiago Cordeiro	Pernambuco, Brazil/Atual

FLYER PHONETICS


Jimmy Binnie	BINN-knee
Thiago Corderio	TEE-ah go COR-dair-oh
Kurt Huelsman	Hills-MUN
Logan Nourse	Nurse
Andres Sandoval.....	Andre SAND-ah-val
Stephen Thomas	Steven

RADIO/TV ROSTER


2007 DAYTON BASKETBALL




1 MICKEY PERRY
RS SOPHOMORE • G • 6-2 • 193
MAYWOOD, IL
PROVISO EAST HS




2 BRIAN ROBERTS
SENIOR • G • 6-2 • 175
TOLEDO, OH
ST. JOHN'S HS




3 ANDRES SANDOVAL
SENIOR • G • 6-4 • 198
MILFORD, MA
WINCHEDON HS/SANTA FE CC




11 STEPHEN THOMAS
FRESHMAN • G • 6-1 • 164
INDIANAPOLIS, IN
INDIANAPOLIS CATHEDRAL



14 LONDON WARREN
SOPHOMORE • G • 6-0 • 180
JACKSONVILLE, FL
RAINES HS



15 CHARLES LITTLE
JUNIOR • F • 6-6 • 237
CLEVELAND, TN
CLEVELAND HS




23 CHRIS WRIGHT
FRESHMAN • F/C • 6-8 • 214
TROTWOOD, OH
TROTWOOD-MADISON HS




24 LUKE HENDRICK
SOPHOMORE • F • 6-4 • 170
SAGINAW, MI
NOUVEL CENTRAL CATHOLIC



25 LOGAN NOURSE
FRESHMAN • G • 6-1 • 176
SPENCERVILLE, OH
SPENCERVILLE HS




30 DAN FOX
SOPHOMORE • F • 6-4 • 190
WOLCOTTVILLE, IN
LAKELAND HS




32 MARCUS JOHNSON
SOPHOMORE • G • 6-3 • 193
CLEVELAND, OH
ST. VINCENT-ST. MARY'S




33 JIMMIE BINNIE
SENIOR • F • 6-7 • 211
JOHNSTON, IA
JOHNSTON HS



34 DEVIN SEARCY
FRESHMAN • F/C • 6-10 • 208
ROMULUS, MI
ROMULUS SENIOR



41 KURT HUELSMAN
SOPHOMORE • F/C • 6-10 • 240
ST. HENRY, OH
ST. HENRY HS



45 MICHAEL LAING
FRESHMAN • G • 6-1 • 164
OCONOMOWOC, WI
MARQUETTE UNIVERSTIY HS




54 THIAGO CORDEIRO
JUNIOR • F/C • 6-9 • 220
PERNAMBUCO, BRAZIL
ATUAL



**HEAD COACH
BRIAN GREGORY**
Fifth Season at UD
75-49 (.605) • Oakland '90



**ASSISTANT COACH
BILLY SCHMIDT**
Fifth Season at UD
Wake Forest '92



**ASSISTANT COACH
ANTHONY SOLOMON**
First Season at UD
Virginia '87




**ASSISTANT COACH
JON BOROVICH**
First Season at UD
Central Michigan '01



**DIR. BASKETBALL OPS.
MATT FARRELL**
Second Season at UD
Dayton '06

THE FLYERS






#33

JIMMY BINNIE

SENIOR FORWARD 6-7 211 DES MOINES, IA (JOHNSTOWN HIGH SCHOOL)

James Collins Binnie, along with classmate Brian Roberts, are the first Brian Gregory players to live the college basketball experience from start to finish – recruiting, verbaling, signing, playing and, come spring, graduating.

Binnie is also the first repeat winner of the Uhl Family Endowed Scholarship. Former Flyers Bill Uhl, Sr. and Bill Uhl, Jr., have endowed a men's basketball scholarship, to be given to a returning Flyer basketball player. Originally awarded in 2003, it was the first endowed award of this type in the University of Dayton Athletics Division. It is given annually to the UD player who best exemplifies the qualities of good sportsmanship and character, and follows the University's principles of "Learn, Lead and Serve" on and off the court. Previous recipients have been Keith Waleskowski, Mark Jones and Warren Williams.



JIMMY BINNIE'S CAREER STATS

YEAR	CLASS	GP/GS	MIN	FG	ATT	PCT	3PT	ATT	PCT	FT	ATT	PCT	REB	AVG	AST	BLK	STL	PTS	AVG
2004-05	Freshman	29/0	383	34	90	.378	20	52	.385	17	21	.810	67	2.3	19	1	6	105	3.6
2005-06	Soph	27/8	518	40	120	.333	24	75	.320	20	26	.769	87	3.2	29	3	21	124	3.6
2006-07	Junior	31/15	583	44	132	.333	30	90	.333	16	24	.667	87	2.8	38	3	13	134	4.3
CAREER		87/23	1484	118	342	.345	74	217	.341	53	71	.746	241	2.7	86	7	40	363	4.1



CAREER HIGHS

POINTS..... 13, GEORGE WASHINGTON (1/30/05)
 REBOUNDS..... 9, AT CHARLOTTE (2/4/06)
 9, AT SAINT LOUIS (2/21/07)
 ASSISTS..... 4, THREE TIMES
 STEALS..... 4, SAINT LOUIS (2/11/06)
 FGS MADE..... 5, FLORIDA A&M (12/19/2005)
 BLOCKS..... 2, FLORIDA A&M (12/19/2005)
 FT MADE..... 4, THREE TIMES
 MINUTES..... 37, XAVIER, A-10 (3/8/07)

FLYER 33'S...

- TOM FRERICKS (1950-51)**
- DON MILLER (1951-52)**
- LARRY PEDICORD (1952-54)**
- BOB JONES (1958-59)**
- PAUL WINTERHALTER (1960-62)**
- BILL CASSIDY (1962-64)**
- DAN SADLIER (1966-69)**
- PAT MURNEN (1969-72)**
- JOE FISHER (1972-75)**
- MIKE BYRD (1979-83)**
- ANTHONY GRANT (1983-87)**
- KEN BRANCH (1987-91)**
- CHRIS DANIELS (1991-96)**
- BROOKS HALL (1999-2003)**

PERSONAL DATA

SON OF JIM AND DEBBIE BINNIE
 BIRTHDAY..... MARCH 11, 1986
 MAJOR..... COMMUNICATION MANAGEMENT
 HIGH SCHOOL COACH..... JEFF SIMPSON
 AAU TEAM..... MARTIN BROTHERS

Binnie started 15 games and played in all 31 games for the Flyers, and averaged 4.3 points, 2.8 rebounds and 1.2 assists in 18.8 minutes played. He saw action at every position except point guard in 2006-07, and overcame a poor shooting start to turn in another solid season. After shooting .241 (7-29) from three-point in non-conference action (including missing his first ten shots), Binnie reversed field to hit .377 (23-61) after the first of the year.

In the Richmond game he outscored the Spiders in the first half (9-8). He scored the first six points of the game and finished with a season-high 12 points. In the fifth game of the year, a win against Louisville, he had eight points (two more than he had in the first four games of the year combined). In the Creighton win, he had eight points, three assists and two rebounds in 13 minutes. He matched his career high in rebounding with nine at Saint Louis.

His looks and easy-going manner suggest he'd be comfortable carrying a surfboard. And while that might be true, the last time we looked, there is not a lot of surfing going on in Iowa. His shooting stats -- he's a career 34% three-point and 75% free throw shooter -- suggest he's one of those pretty boy shooters.

But while there's no question about his shooting ability, his strongest suit is his strong "whatever it takes" attitude he brings to the court for the Flyers. He's at his best when he's in the middle of things mixing it up. He does the little things that don't always show up in a box score, whether it be taking a charge, keeping a rebound alive or setting a screen to free up a teammate.

As a sophomore, Binnie played in 27 games (with eight starts) and averaged 4.6 points, 3.2 rebounds, 1.1 assists and 19.2 minutes a game. He had 13 games of at least five points. He also had 21 steals, after getting just six as a freshman.

As a freshman, Binnie averaged 3.6 points a game for the season in 29 games, but averaged 6.5 points a game over the last four games, shooting .692 (9-13) from the field, .600 (6-10) from three-point range and 1.000 (4-4) from the line.


In Binnie's second college game against Coppin State, veteran coach "Fang" Mitchell resorted to a box-and-one on Binnie when he drilled three straight treys in the first half of that game. And Binnie scored a career-high 13 points in just 16 minutes off the bench at eventual A-10 champ GW later in the year.


Binnie came directly to UD after teaming with former Flyer teammate Trent Meacham to lead the Iowa-based Martin Brothers Select team to the 2004 Senior Boys (19-under) AAU national championship in June, 2004. Binnie was named the Most Valuable Player of that tournament, capping an excellent prep career. Binnie was First Team All-Iowa and the Iowa Class 4A Player of the Year after averaging 23.9 points and 8.1 rebounds a game for Johnston High School, leading his team to an 18-6 record. Binnie was the ninth-leading scorer in the state in 2003-04.

He finished his career as Johnston's all-time leading scorer and was three-time first team all-conference. Binnie scored a school-record 45 points (regulation game) as a senior against rival Des Moines East. He was a McDonald's All-America nominee. His Johnston team earned the Farm Bureau-IHSA 4A Sportsmanship Award.

As a junior, Binnie averaged 19.4 points, 8.6 rebounds and 3.4 assists per game for Johnston, and was Third Team All-Iowa.

Binnie has three sisters--Chandra (19), Chelsea (17) and Julia (15)-- and one brother Jordan (10).






#41

KURT HUELSMAN

SOPHOMORE FORWARD/CENTER 6-10 240 ST. HENRY, OH (ST. HENRY HS)

Kurtis Richard Huelsman was the only player to start every game last year for the Flyers. He averaged 3.8 points and 3.5 rebounds, and was second on the team in blocked shots (0.6). He earned UD's Best defender Award for 2006-07. He tied the UD freshman record for blocked shots in a game (and the most in a first game as a Flyer) when he swatted four in the Austin Peay win. Huelsman tied Keith Waleskowski, who had four against George Washington on February 17, 2001 during his redshirt freshman season. Huelsman was the primary defender in holding Pittsburgh's Third Team All-America seven-footer Aaron Gray to just five points. In two games against Gray and North Carolina First Team All-American Tyler Hansbrough, Huelsman had 12 points, seven rebounds, two assists and two blocks.



KURT HUELSMAN'S CAREER STATS

YEAR	CLASS	GP/GS	MIN	FG	ATT	PCT	3PT	ATT	PCT	FT	ATT	PCT	REB	AVG	AST	BLK	STL	PTS	AVG
2006-07	Freshman	31/31	587	45	94	.479	0	0	.000	27	48	.563	110	3.5	10	18	4	117	3.8
CAREER		31/31	587	45	94	.479	0	0	.000	27	48	.563	110	3.5	10	18	4	117	3.8



CAREER HIGHS

POINTS..... 10, AT RHODE ISLAND (1/7/07)
 REBOUNDS..... 9, AUSTIN PEAY (11/11/06)
 9, AT SMU (11/18/06)
 ASSISTS..... 2, THREE TIMES
 STEALS..... 1, FOUR TIMES
 FGS MADE..... 5, AT RHODE ISLAND (1/7/07)
 BLOCKS..... 4, AUSTIN PEAY (11/11/06)
 FT MADE..... 5, YALE (11/21/06)
 MINUTES..... 28, AT RHODE ISLAND (1/7/07)

FLYER 41'S

DON MEINEKE (1950-51)
RAY DIERINGER (1955-56)
FRANK CASE (1957-58)
NICK FERRI (1968-70)
DAVE ABEL (1977-80)

PERSONAL DATA

SON OF RICHARD AND BARB HUELSMAN
 BIRTHDAY..... JULY 20, 1987
 MAJOR... UNDECLARED (COLLEGE OF ARTS & SCIENCES)
 HIGH SCHOOL COACH..... JOE NIEKAMP
 AAU TEAM..... NORTHWEST OHIO ALL-STARS

He was first member of his recruiting class, verbally committing to the Flyers in May of 2005. In May of 2006, Kurt was busy committing himself to an off-season conditioning program, and it paid off to the tune of picking up 20 pounds of muscle between high school and college.

A four-year varsity starter at St. Henry High School, Huelsman was named First Team Division III All-Ohio and the Northwest Ohio Player of the Year as a senior after averaging 15.9 points, 9.0 rebounds a game. Despite being the only starter back from the 20-3 team from the previous season, Huelsman led St. Henry back to the regional semifinals.

As a junior, Huelsman averaged 11.2 points, 8.7 rebounds and 3.7 blocked shots while shooting 60% from the field. He was named Honorable Mention All-Ohio in 2005. As a sophomore, he was the MVP of the state tournament, getting a double-double (12 points, 11 rebounds) in St. Henry's championship game win. He averaged 10.3 points, 6.9 rebounds and 4.3 blocked shots.


He comes from an athletic family. All four of his brothers played college football, and his older brother Trent was a non-scholarship All-America tight end for the Flyers in the mid-1990's. Kurt has said if he could not be a college basketball player, he would play football.

Kurt has four brothers – Trent (32), Chris (31), Chad (29) and Kevin (23).





2007 DAYTON BASKETBALL




#32

MARCUS JOHNSON

SOPHOMORE GUARD 6-3 193 CLEVELAND, OH (AKRON ST. VINCENT-ST. MARY'S)

Marcus Johnson played in the season's first 30 games in 2006-07, and only an ankle injury suffered in the Flyers' A-10 tournament win over Charlotte kept him from making all 31 contests. While classmates Kurt Huelsman and London Warren were named recipients of UD's Top Defender and Most Improved Awards respectively, Dayton's top freshman award, the Thomas Luppe Memorial Award, went to Johnson. Johnson averaged 6.6 points and 3.7 rebounds a game.

An athletic wing with shutdown defender talent, Johnson scored in double figures seven times last season, including 23 points in his first game as a Flyer, the most by a Dayton player in his debut game. He also had 11 at Temple, 13 (and a game-high eight rebounds) at SBU and 14 at North Carolina. He had his first double-double (11 points/10 rebounds) in the Yale win. In the win over Western Carolina, Johnson scored 13 points (5-6 FG) and grabbed six rebounds.



MARCUS JOHNSON'S CAREER STATS

YEAR	CLASS	GP/GS	MIN	FG	ATT	PCT	3PT	ATT	PCT	FT	ATT	PCT	REB	AVG	AST	BLK	STL	PTS	AVG
2006-07	Freshman	30/16	747	74	176	.420	14	45	.311	35	59	.593	111	3.7	37	10	23	197	6.6
CAREER		30/16	747	74	176	.420	14	45	.311	35	59	.593	111	3.7	37	10	23	197	6.6



CAREER HIGHS

POINTS.....	23, AUSTIN PEAY (11/11/06)
REBOUNDS.....	10, YALE (11/21/06)
ASSISTS.....	4, LA SALLE (1/13/07)
.....	4, SAINT LOUIS (3/3/07)
STEALS.....	4, AT NORTH CAROLINA (12/31/06)
FGS MADE.....	8, AUSTIN PEAY (11/11/06)
BLOCKS.....	2, GEORGE WASHINGTON (1/31/07)
.....	2, AT TEMPLE (2/28/07)
FT MADE.....	4, THREE TIMES
MINUTES.....	38, SAINT LOUIS (3/3/07)

FLYER 32'S...

- DON DONOHER (1951-52)**
- TOM FRERICKS (1952-53)**
- PAT ALLEN (1958-61)**
- DENNIS PAPP (1963-66)**
- JERRY FRANCIS (1967-68)**
- JACK KEEHAN (1968-71)**
- DAN HERLING (1972-75)**
- MIKE WILSON (1975-76)**
- GEORGE MORRISON (1978-82)**
- NEGELE KNIGHT (1985-90)**
- MAURICE BEYINA (1993-97)**
- SAMMY SMITH (2000-02)**
- CHRIS ALVAREZ (2004-06)**

PERSONAL DATA

SON OF	FELICIA JEFFERIES
BIRTHDAY.....	DECEMBER 16, 1987
MAJOR...UNDECLARED (COLLEGE OF ARTS & SCIENCES)	
HIGH SCHOOL COACH.....	DRU JOYCE
AAU TEAM.....	KING JAMES SHOOTING STARS

Against Western Carolina, he had two assists, a steal and a blocked shot and drew the primary assignment of guarding WCU's leading scorer, Antonio Russell. Russell came into the game averaging 17.9 points and shooting 57% from the field, but finished with five points, and a percentage-killing 1-for-14 from the floor.

Johnson was is one of five Flyers who averaged over six points a game last year, and one of six with at least three boards a game. He was tied for second on the team in steals (23).

Johnson came to University of Dayton basketball with his name linked to two great basketball names. In high school, he finished his career as Akron St. Vincent-St. Mary's High School's second-leading scorer, behind only LeBron James. While no one is saying that Johnson is the next "LeBron," if you are going to finish second to someone, LeBron James would be one of the first players you might pick.

Closer to home, the high-flying Johnson has been described as the most athletic guard to come to Dayton since Johnny Davis, a ten-year NBA vet who is a member of the UD Athletic Hall of Fame and UD's All-Century Team.

Like Huelsman, Johnson is another Flyer with an Ohio state championship on his basketball resume. He was a freshman on the varsity team at St. Vincent-St. Mary's when LeBron James led SVSM to the 2003 Division II state championship. After averaging 5.0 points as a rookie, Johnson moved into the starting lineup and helped win his team three more district titles, advancing to the 2004 and 2005 regional finals and last year's state semifinals. SVSM lost to the eventual state champion in each of those years.


After averaging 12.8 points a game as a sophomore, he exploded for a great junior year, averaging 23.5 points and 7.3

rebounds. He was named Third Team Division II All-Ohio. The summer before his senior year, he was named one of the top six shooting guards at the Nike All-American Camp in Indianapolis, and scored 17 points in that event's all-star game. He played for the King James Shooting Stars AAU team that made it to the final four of the Main Event tournament in Las Vegas.

As a senior, Johnson sacrificed his numbers for the team, averaging "just" 17.4 points a game, but leading St. Vincent-St. Mary's to the state final four where they lost to eventual state champion Dayton Dunbar High School. Johnson's efforts earned him First Team All-Ohio recognition.

SVSM's won-loss record while Johnson was there was 84-17 (25-1 as a freshman, 20-5 sophomore, 18-7 junior, and 21-4 senior).

Marcus has one sister, Asia (22).





CHARLES LITTLE


#15

JUNIOR FORWARD 6-6 237 CLEVELAND, TN (CLEVELAND HS)

Junior forward Charles Little might be on of the most inaccurately named player in the country. At 6-foot-6, 237 pounds, he brings a powerful physical preference package to the floor. And with the best measured vertical leap on the team, well off the floor too. In fact, Little's 43-inch vertical makes him President of UD's "Flight Club," which is made up of players with verts of 40 inches or more. Chris Wright is Vice-President at 42 inches, and Marcus Johnson is at 40 inches (rounded up from 39.5).

Little, who led Dayton in rebounding (5.2) and FG% (.519, 137-264) and was second in scoring (10.5), was named last year's Atlantic 10 Sixth Man of the Year but finished the year as a starter due to an injury to now-graduated Monty Scott. In Scott's absence, Little averaged 16.9 points and 8.6 rebounds and had the first two double-doubles of his career.

When Scott went down, the Flyers needed someone to step up and be a second scoring option behind Brian Roberts. Little filled the bill. In the last seven games of the year, he scored career-highs in three straight games, had two double-doubles and just missed a third by one point.



CHARLES LITTLE'S CAREER STATS

YEAR	CLASS	GP/GS	MIN	FG	ATT	PCT	3PT	ATT	PCT	FT	ATT	PCT	REB	AVG	AST	BLK	STL	PTS	AVG
2005-06	Freshman	31/7	419	56	117	.479	0	0	.000	30	65	.462	81	2.6	10	14	6	142	4.6
2006-07	Soph.	31/23	771	137	264	.519	0	2	.000	53	98	.541	160	5.2	36	11	23	327	10.5
CAREER		62/30	1190	193	381	.506	0	2	.000	83	163	.509	241	3.9	46	25	29	469	7.6



CAREER HIGHS

POINTS.....	28, XAVIER (2/24/07)
REBOUNDS.....	16, AT TEMPLE (2/218/07)
ASSISTS.....	4, AT DUQUESNE 1/24/07
STEALS.....	3, GRAMBLING (12/9/06)
.....	3, AT RHODE ISLAND (1/7/07)
FGS MADE.....	11, AT SAINT LOUIS (2/21/07)
BLOCKS.....	2, FIVE TIMES
FT MADE.....	8, XAVIER (2/24/07)
MINUTES.....	37, SAINT LOUIS (3/3/07)

FLYER 15'S...

- JOHN HORAN (1952-55)**
- JACK MCCARTHY (1955-58)**
- DON HELLER (1958-60)**
- BILL CHMIELEWSKI (1961-62)**
- HENRY FINKEL (1963-66)**
- JOHN ROHM (1966-67)**
- TOM CROSSWHITE (1968-71)**
- DAVID MORRIS (1998-02)**
- LOGAN WHITE (2002-06)**

PERSONAL DATA

SON OF.....	PHYLLIS LITTLE
BIRTHDAY.....	JULY 22, 1987
MAJOR.....	GENERAL STUDIES
HIGH SCHOOL COACH.....	AARON GREEN
AAU TEAM.....	ATLANTA CELTICS

As UD's top rebounder, Little took home the "Shorty" Sharpenter Memorial Rebounding Trophy. Little averages 5.1 rebounds a game. He closed the regular season with three double-digit rebounding performances in the last five games, including a career-high 16 at Temple.

Little's 34 dunks (32 over in the last 23 games of the 2006-07 season) were more than twice as many as anyone else on the team, and more than half of UD's 55 dunks last year. He had his first double-double against the A-10's most intimidating front line that included First Team All-Atlantic 10 selections Rashaun Freeman and Stephane Lasse in the UMass game, tallying then-career highs in points (21) and rebounds (10).

Little began the 2005-06 year with a hamstring injury, but once it healed he showed why he was one of the 2005 finalists for Mr. Basketball in the state of Tennessee. After averaging just 7.9 minutes, 2.7 points and 1.7 rebounds a game in non-conference action, Little all but doubled his production in league play, picking it up to the tune of 18.1 minutes, 6.3 points and 3.1 rebounds in A-10 action.

Because of this, he was named the recipient of UD's Chris Daniels Memorial Most Improved Player Award and the winner of the Thomas M. Luppe Award, which is presented each year to the top freshman on the team.

And that improvement did not stop when the season ended. In the off-season, Little had an average strength increase of 54 pounds over his four major lifts (squat, bench, clean & jerk), a 220-pound improvement in total strength. At the same time, he gained 15 pounds of muscle while maintaining 7% body-fat, and increasing his vertical leap from 37 to 41 inches.

For his freshman season, Little averaged 4.6 points and 2.6 rebounds.

Little came to UD after a spectacular career at Cleveland High School in Cleveland, Tennessee. Little led his team to the Tennessee AAA state quarterfinals and was a finalist for the TSSAA's Mr. Basketball Award (Arizona signee J.P. Prince won the award).


A three-time all-state selection, Little averaged 20.6 points and 10.3 rebounds while leading Cleveland to a 26-10 overall record. Included in that season was a school-record 49-point, 26-rebound performance over Red Bank in the regional semifinals.


As a junior, Little averaged 21.2 points, 12.3 rebounds, 3.0 blocks, 3.1 assists and 2.2 steals. As a sophomore, he averaged 18.1 points and 9.2 rebounds, leading his team to a 28-5 record and a ranking as high as third in the state of Tennessee.

Little turned heads during the summer of 2004 when he was named to the senior all-star squad at the ABCD Camp in Teaneck, New Jersey, but the UD Flyers knew about him long before that. Little's high school coach, Aaron Green, played at the University of Tennessee when Dayton assistant coach Billy Schmidt was on the staff.

After wearing #3 as a freshman, he switched to #15 (his high school number) in 2006-07 with the graduation of Logan White.

Little has three older sisters – Mia (30), Summer (28) and Ashley (24).





#2

BRIAN ROBERTS


SENIOR GUARD 6-2 175 TOLEDO, OH (ST. JOHN'S)

Brian Lloyd Roberts enters his senior season ready to write the final chapter on one of the best careers by any player at the University of Dayton. Already having scored 1,335 career points, he is projected to finish in the Top Five in Flyer Scoring. A two-time All-Atlantic 10 selection, Roberts is just the eighth Flyer to earn MVP honors as a sophomore and junior. And he is the only one of those eight to improve all of his numbers across the board – scoring, shooting, minutes, assists, steals, even blocked shots – from his sophomore to his junior year.

Ryan Perryman was the last to accomplish it after the 1995-96 and 1996-97 seasons. Perryman was preceded by Anthony Corbitt, Roosevelt Chapman, Jim Paxson, Johnny Davis, Donald Smith and Henry Finkel. All seven of those players are in the UD Athletic Hall of Fame and were named to the Flyer All-Century Team named in 2005.

Roberts led UD in scoring (18.5), assists (2.7), minutes (35.6), 3-pt. FG's per game (2.7), FT% (.899, 133-148) and 3-pt. FG% (.458, 82-179) in 2006-07. He has a more than solid chance to be the first UD player to lead the team in scoring three times since Paxson did it in 1978-79. It just so happens that Paxson was also the last Flyer to be named an All-American.

Roberts also ranked third in FT%, third in 3-pt. FG and fourth in 3-pt. FG% on the Flyer single-season charts last season. He shot almost as many free throws (148) in 2006-07 as he did in his first two seasons combined (153).



BRIAN ROBERT'S CAREER STATS

YEAR	CLASS	GP/GS	MIN	FG	ATT	PCT	3PT	ATT	PCT	FT	ATT	PCT	REB	AVG	AST	BLK	STL	PTS	AVG
2004-05	Freshman	29/1	586	90	200	.450	43	100	.430	44	56	.786	77	2.7	42	0	14	267	9.2
2005-06	Soph.	31/29	1034	175	419	.418	68	166	.410	77	97	.794	108	3.5	107	2	15	495	16.0
2006-07	Junior	31/30	1103	179	386	.464	82	179	.458	133	148	.899	89	2.9	83	7	21	573	18.5
	CAREER	91/60	2723	444	1005	.442	193	445	.434	254	301	.844	274	3.0	232	9	50	1335	14.3



CAREER HIGHS

POINTS.....	34, AT CREIGHTON (11/26/05)
.....	34, LA SALLE (1/13/07)
REBOUNDS.....	12, AT SAINT LOUIS (3/1/06)
ASSISTS.....	8, FLORIDA A&M (12/19/05)
STEALS.....	4, AT LA SALLE (2/18/06)
FGS MADE.....	13, AT CREIGHTON (11/26/05)
BLOCKS.....	2, AT TEMPLE 2/28/07)
FT MADE.....	11, LA SALLE (1/13/07)
MINUTES.....	47, AT CREIGHTON - 2OT (11/26/05)
.....	40, AT XAVIER - REG. (1/28/06)

FLYER 2'S...

D. J. STELLY (2001-03)
CHRIS SPEARS (2003-04)

PERSONAL DATA

SON OF.....	NOLAN, JR. AND ANN ROBERTS
BIRTHDAY.....	DECEMBER 3, 1985
MAJOR.....	MARKETING
HIGH SCHOOL COACH.....	ED HEINTSCHEL
AAU TEAM.....	ALL-OHIO RED



Roberts was the only player listed among the Atlantic 10's top five in scoring (3rd), minutes (2nd), FT% (2nd), 3-pt. FG% (2nd) and 3-pointers per game (5th). He enters the season with the third-highest shooting percentage from three-point range (minimum 1.5 made per game) in A-10 history. Robert's .433 (193-445) is behind Pat Carroll's (SJU) .445 and Richard McCormick's (SBU) .444.

One of the greatest shooters in the country, Roberts is already the only UD player in the school's top five in career 3-pt. FG% and FT%. His .430 (191-444) from behind the arc is second at UD and his .843 FT% (258-306) is third.

Not just a strong performer on the court, Roberts is also one of just four Dayton players to be named winner of the White-Allen MVP Award and the John L. Macbeth Memorial Scholar-Athlete Award (top GPA). He is also the only Flyer men's basketball player to be named all-conference and academic all-conference in the same season.

Roberts was consistently good as a junior, hitting double figures in 28 of his 31 games. He had a streak of 34 consecutive free throws made during the 2006-07 season. That tied the second-best run in UD history (Bobby Joe Hooper also made 34 during the 1965-66 season) and was just two away from the school record of 36 by Damon Goodwin in 1983-84.

Over his career, Roberts has demonstrated a knack for two things: scoring his points in short amounts of time, and playing well on the road. He scored at least ten points in a half 25 times in 2006-07, and has done it 50 times in his career. And he averaged 17.9 points a game away from UD Arena last year. Over his college career, Roberts' road scoring average of 15.5 points is actually better than his home average of 14.0.

As a sophomore, Roberts was named second team all-conference in his first season as a starter. He led UD in scoring (16.0), minutes (33.4), and three-pointers made (68). He was seventh in the A-10 in scoring, and was the only player in the A-10 among the conference's top ten in scoring who was also in the conference's top dozen players in assists, three-pointers, FG%, and 3-pt. FG%.

In a season of breakout games, some rise above the others. He just about matched Bluejay All-American Nate Funk shot-for-shot with a career-high 34 points (Funk had a career-high 38) at Creighton. His 24 points led all scorers in UD's win at Cincinnati. He tallied 14 points (although that was almost a third of UD's points) and scored the game-winner with 3.6 seconds left in the 46-44 win against Saint Louis at home.

As a freshman, he came off the bench in 28 of the 29 games, and was second on the team in scoring (9.2), FG% (.450, 90-200) and three-pointers (43). He was named to the 2004-05 Atlantic 10 All-Rookie Team, and was the only non-starter on the team. Roberts was also named UD's Most Improved Player after reaching double figures in 11 of the last 17 games of the year.

Roberts was the 2004 Ohio Division I Co-Player of the Year after guiding Toledo St. John's High School to the state championship game. Roberts' 18 points in the finals led all scorers as Hamilton edged St. John's 51-48.

Roberts had a 70-11 career record in his three seasons as his team's starting point guard. In addition to reaching the 2004 state finals, TSJ was ranked #5 in 2003 and #1 in the state in 2002.

His teams reached the Ohio Elite 8 in 2002, the state final semifinals in 2003, and the title game in 2004.

He was a three-time Associated Press All-Ohio selection (honorable mention, third team, and first team in 2004), two-time District VII Player of the Year and two-time Toledo City League Player of the Year.

Roberts has a brother Nolan (33) who played college basketball at Valparaiso and a sister Shanda (31) who played at Kentucky and Toledo.



#3

ANDRES SANDOVAL

SENIOR GUARD 6-4 198 MILFORD, MA (WINCHENDON/SANTA FE)


Andres Campbell Sandoval had an up-and-down first season at Dayton after transferring from Santa Fe Community college in Gainesville, Florida. He began the year on a downer, breaking a bone in his foot that required a titanium screw to be placed in it. He was expected to be out 4-6 weeks, but apparently didn't get the memo. He was back on the court exactly 19 days after the surgery to place the screw in the foot.

He bounced back in league action later in the year with performances like a career-high 21 points (previous UD high was nine, and Richmond high was 15) and adding six assists and six rebounds in the win over George Washington. He was big in the Saint Louis win, coming off the bench to score 14 points and grab six rebounds. At Rhode Island, he scored nine points, had five rebounds and four assists off the bench. At Duquesne, he scored seven points (4-4 FT) and tied his college career high with seven assists. He had ten points in the Xavier game in Dayton.

For the year, he was third on the team in assists (2.3) and averaged 5.9 points and 2.8 rebounds.

He will begin the 2007-08 season with another "downer," although this one is a positive one. He has dropped 30 pounds in the off-season, and is listed at 6-4, 198 heading into his final college campaign.

Sandoval transferred to UD from Santa Fe Community College last season, averaging 5.9 points, 2.8 rebounds and 2.3 assists (third on the team).



ANDRE SANDOVAL'S CAREER STATS

YEAR	CLASS	GP/GS	MIN	FG	ATT	PCT	3PT	ATT	PCT	FT	ATT	PCT	REB	AVG	AST	BLK	STL	PTS	AVG
2006-07	Junior	26/8	579	46	137	.336	22	75	.293	39	57	.684	73	2.8	60	1	20	153	5.9
CAREER		26/8	579	46	137	.336	22	75	.293	39	57	.684	73	2.8	60	1	20	153	5.9





CAREER HIGHS

POINTS..... 21, GEORGE WASHINGTON (1/31/07)
 REBOUNDS..... 6, THREE TIMES
 ASSISTS..... 7, AT DUQUESNE (1/24/07)
 STEALS..... 3, LA SALLE (1/13/07)
 FGS MADE..... 6, GEORGE WASHINGTON (1/31/07)
 BLOCKS..... 1, GRAMBLING (12/9/06)
 FT MADE..... 8, GEORGE WASHINGTON (1/31/07)
 MINUTES..... 36, SAINT LOUIS (3/3/07)

FLYER 3'S...

JACK ZIMMERMAN (1978-80)
SEDRIC TONEY (1983-85)
DAVID BRADDS (1987-91)
RYAN PERRYMAN (1994-98)
RAMOD MARSHALL (2000-04)
CHARLES LITTLE (2005-06)

PERSONAL DATA

SON OF JOSE AND SHEEWAYNE SANDOVAL
 BIRTHDAY..... AUGUST 23, 1983
 MAJOR..... GENERAL STUDIES
 HIGH SCHOOL COACH..... MIKE BYRNES
 AAU TEAM..... MIDDLESEX MAGIC

He began his college career as a freshman three seasons ago at Atlantic 10 rival Richmond, and left there when Jerry Wainwright went from Richmond to DePaul. But since he had already used his redshirt season during 2003-04 for medical reasons, Sandoval transferred to Santa Fe Community College in Gainesville, Florida. He will use his remaining two years of eligibility at Dayton.

At Santa Fe, he played and started in 18 games, averaging 15.4 points, 3.9 assists, 3.2 rebounds and 2.1 steals.

As a freshman at Richmond, he averaged 6.1 points, 3.1 rebounds, 2.4 assists and 1.8 rebounds in 22 games (19 starts). His 37 steals led the Spiders and was sixth in the A-10. Over the last five games of the year, he had three double-digit performances and averaged 10.2 points, 2.6 assists and 4.0 rebounds in that closing run.

He was a three-time All-Massachusetts selection in high school, averaging 27 points a game in two seasons at Marlboro High School, before switching to the Winchendon School, which plays in the highly competitive New England Prep School Athletic Conference. At Winchendon, Sandoval averaged 12.2 points, 5.2 assists and 3.1 rebounds as a senior.

He has one brother, Aurdric (age 9).





LONDON WARREN

#14


SOPHOMORE GUARD 6-0 180 JACKSONVILLE, FL (RAINES)

London Warren (a.k.a. the "Jacksonville Jet," as dubbed by the WHIO Radio team of Larry Hansgen and Bucky Bockhorn) came on in the last 14 games of the 2006-07 season, a time when most freshmen have hit the proverbial wall. A jet-quick guard known for his explosiveness and defensive tenacity, his play down the stretch was clearly better than the first 19 games of the season, but even more dramatic is his reversal from the beginning of the A-10 schedule.

After averaging just 7.7 minutes, 0.7 points, 1.2 assists and 1.7 turnovers in the first six league games, Warren has averaged 18.1 minutes, 4.2 points, 3.4 assists and just 1.8 turnovers in the last 14 games, earning earned starts in the last seven games. He shot .250 (8-32) from the floor in the first 19 games, but shot .487 (19-39) in the final 14 games.

For obvious reasons, Warren was named the winner of the 2006-07 Chris Daniels Memorial Award, which goes to the most improved player on the UD basketball team.

He scored a career-high 10 points at SBU with two assists and no turnovers. He raised his career best to eight assists with (six points and just one turnover) in the Charlotte during the A-10 tournament win. Overall, he led UD in steals (0.9) and was second in assists (2.5) in just 14.5 minutes a game.



LONDON WARREN'S CAREER STATS

YEAR	CLASS	GP/GS	MIN	FG	ATT	PCT	3PT	ATT	PCT	FT	ATT	PCT	REB	AVG	AST	BLK	STL	PTS	AVG
2006-07	Freshman	31/7	450	27	71	.380	4	8	.500	17	31	.548	53	1.7	79	5	27	75	2.4
CAREER		31/7	450	27	71	.380	4	8	.500	17	31	.548	53	1.7	79	5	27	75	2.4



CAREER HIGHS

POINTS.....	10, AT ST. BONAVENTURE (2/10/07)
REBOUNDS.....	5, THREE TIMES
ASSISTS.....	8, CHARLOTTE A-10 (3/7/07)
STEALS.....	3, THREE TIMES
FGS MADE.....	4, AT TEMPLE (2/28/07)
BLOCKS.....	1, FIVE TIMES
FT MADE.....	4, AT ST. BONAVENTURE (2/10/07)
.....	4, CHARLOTTE A-10 (3/7/07)
MINUTES.....	27, AT SAINT LOUIS (2/21/07)
.....	27, SAINT LOUIS (3/3/07)

FLYER 14'S...

- DON DONOHER (1952-54)**
- BOB JACOBY (1954-55)**
- DON LANE (1955-56)**
- PHIL DUBENSKY (1959-60, 1963-64)**
- JIM POWERS (1960-63)**
- GENE KLAUS (1964-67)**
- GORDY GAHM (1970-73)**
- JOHNNY DAVIS (1973-76)**
- CHARLIE TYRA (1976-78)**
- DAN CHRISTIE (1983-87)**
- BRIAN DONOHER (1987-89)**
- COY TURNER (1995-97)**
- MARK JONES (2001-05)**

PERSONAL DATA

SON OF	SYTERIA MITCHELL
BIRTHDAY.....	DECEMBER 8, 1987
MAJOR...UNDECLARED (COLLEGE OF ARTS & SCIENCES)	
HIGH SCHOOL COACH.....	DOUG WHITE
AAU TEAM.....	JACKSONVILLE LEE BULLS

Warren came to the University of Dayton after an outstanding career at Jacksonville's Raines High School, a powerhouse on the Florida prep scene. Warren was First Team 4A All-Florida as a senior, after averaging 21.0 points, 7.5 assists, 6.0 rebounds and 3.2 steals a game. Raines finished 16-10 and ranked 20th in Florida 4A last season.

As a junior, Warren averaged 14.2 points and 5.2 assists in 14 games. He missed 14 games after breaking his right hand in the third game of the year. Even though he missed half the year, Warren led Raines to the regional finals in 2005 after Raines won back-to-back Florida Class 4A state championships in 2003 and 2004. Like classmates Kurt Huelsman and Marcus Johnson, Warren played on a state high school championship team.

In the summer of 2005, his Jacksonville Lee Bulls AAU team reached the final 16 at the AAU national tournament, and Warren averaged 19.0 points, 8.2 assists and 8.0 rebounds for the Bulls.

London has a sister, Parrish Mitchell (age 16).





#54

THIAGO CORDEIRO

JUNIOR FORWARD/CENTER 6-9 220 PERNAMBUCO, BRAZIL/ATUAL HS/BARTON CC

Thiago Prado Cordeiro led all junior college players in blocked shots per game (145, 4.3 per game) this season. Along with his defensive prowess, he brings the same kind of skill set a lot international big men have – the ability to pass the ball and step out and hit the medium-to-long-range jumper.

Cordeiro, who goes by "Tee," averaged 11.6 points, 8.8 rebounds and 4.3 blocked shots in 2006-07 for Barton County CC, helping his team to the NJCAA Region 6 championship game. He shot 56.1% from the field (157-280) and 63.6% (77-121) from the line.

In his two years at Barton, Cordeiro's numbers made a steady climb. After coming to America as a freshman in 2005, he averaged 7.9 points, 7.0 rebounds and 4.6 blocks in 30 games. Last year, he averaged 9.3 points in the season's first eight games, 10.4 points in the next eight, 11.8 in the next nine and 14.6 in the year's last nine games.

Barton County was 18-12 in 2005-06, and improved to 27-7 in 2006-07.

Cordeiro has one brother – Rafael (23).

PERSONAL DATA

SON OFJORGE AND MARIA CORDEIRO
BIRTHDAY DECEMBER 18, 1985
MAJOR GENERAL STUDIES
HIGH SCHOOL COACH RILDO ACCIOLY

FLYER 54'S...


DON MEINEKE (1950-51)
JIM RHODEN (1977-80),
JIM SHEILDS (1982-86)
CHIP HARE(1991-95)
SEAN FINN (2000-04)





MICKEY PERRY

SOPHOMORE GUARD 6-2 193 MAYWOOD, IL/PROVISO EAST/WISCONSIN



#0

PERSONAL DATA

SON OF..... LAVALLER RODGERS
 BIRTHDAY..... FEBRUARY 11, 1987
 MAJOR..... COMMUNICATIONS
 HIGH SCHOOL COACH..... DAVID CHATMAN
 AAU TEAM..... ILLINOIS WARRIORS

**FLYER O'S...
 MICKEY PERRY IS THE FIRST FLYER
 TO WEAR 0.**

Phillip "Mickey" Perry will join the Flyers after transferring mid-year last season from the University of Wisconsin. He will become eligible nine games into the 2007-08 campaign. A 2005 graduate of Chicago-area power Proviso East High School, Perry redshirted his first season at Wisconsin before playing seven games last year. He will have two-and-a-half years of eligibility left for the Flyers.


Not only does Perry bring strong basketball skills to the UD campus, but he also knows what it takes to win on the court, having played for tremendously successful programs in high school, AAU and at the college level.


After averaging 20.0 points, 7.1 assists and 5.0 rebounds a game as a senior at Proviso East, Perry was Associated Press Third Team All-Illinois and a member of the Chicago team that played in the 2005 Old Spice Red Zone All-Star Shootout. Proviso East High's basketball products include NBA players Michael Finley, Dee Brown, Shannon Brown and Steven Hunter.

Perry also played his AAU basketball for Larry Butler's Illinois Warriors, where his teammates included Julian Wright of Kansas, Jon Scheyer of Duke and Justin Dentmon of Washington.

In seven games last season, he averaged three minutes, 1.0 points and 0.5 rebounds a game behind a deep backcourt that includes all-conference performer Kammron Taylor. Wisconsin was ranked fourth in the nation when Perry came to Dayton.

He has a sister, Michelle (18) and a brother, Timothy (17).





#34

DEVIN SEARCY

FRESHMAN FORWARD/CENTER 6-10 208 ROMULUS, MI/ROMULUS

Devin Darel Searcy is another Flyer who will put the "Fly" in "Flyers." Not only is he an athletic 6-9, he has a 37-inch vertical leap and a seven-foot fingertip-to-fingertip reach. He is the fifth Romulus High School player in the last four years to earn a Division I scholarship.

A three-year starter, Searcy was a sophomore starter for 2005 Michigan Class A runners-up, and averaged 8.0 points, 8.0 rebounds and 3.0 blocked shots. As a junior, as the only returning starter for Romulus, he averaged 12.5 points, 8.5 rebounds and 2.7 blocked shots and was named honorable mention all-state.

As a senior, he was named to the All-Down River Team after averaging 12.3 points, 9.2 rebounds, 3.7 blocked shots and 1.5 assists a game. Romulus finished 15-9. He was ranked #8 overall in Michigan's 2007 class by Rivals.com, and the #3-rated power forward in Michigan. As a senior, he was also selected as one of the Top 50 players at the Nike All-American Camp.

He blocked 11 shots in a game against Ypsilanti (including six in the fourth quarter) midway through the 2006-07 season.

Searcy hopes to go into sports broadcasting. His God-Brother is Memphis All-American Chris Douglas-Roberts. Devin has three brothers – Charles (24), Kwame' (17) and Donnavin (16), and a sister – Dairrein (13).

PERSONAL DATA

SON OF CHARLES AND D'AIRA SEARCY
 BIRTHDAY AUGUST 25, 1989
 MAJOR COMMUNICATIONS
 HIGH SCHOOL COACH NATE OATS
 AAU TEAM THE DETROIT FAMILY

FLYER 34'S...


- BOB FIELY (1953-56)**
- RAY ATHERTON (1957-58)**
- FRANK CASE (1958-60)**
- LOUIS BOK (1964-65)**
- TOM HECKMAN (1966-69)**
- TONY WELLS (1975-77)**
- MIKE REICHERT (1979-83)**
- DON HUGHES (1983-87)**
- SEAN SCRUTCHINS (1990-92)**
- JOE CURRIN (1992-94)**
- MARK ASHMAN (1996-2000)**
- JOAQUIN THOMAS (2004-05)**





STEPHEN THOMAS

FRESHMAN GUARD 6-1 164 INDIANAPOLIS, IN/CATHEDRAL



#11

PERSONAL DATA

SON OF.....TIM AND CINDY THOMAS
 BIRTHDAY.....OCTOBER 23, 1988
 MAJOR.....EXERCISE SCIENCE & PRE-PHYSICAL THERAPY
 HIGH SCHOOL COACH.....SCOTT HICKS
 AAU TEAM.....SPEICE INDY HEAT

FLYER 11'S...

- VAUGHN TAYLOR (1952-53)
- JIM PAXSON (1955-56)
- HAROLD BOCKHORN (1957-58)
- JOHN SAMINICH (1964-67)
- JACK KILL (1971-72)
- MIKE BRANNEN (1974-78)
- DAN BOCKHORN (1978-79)
- LARRY SCHELLENBERG (1981-85)
- RAY SPRINGER (1987-90)
- CAIN DOLIBOA (1997-2000)
- WARREN WILLIAMS (2002-06)

Stephen Michael Thomas joins the Flyer backcourt after a standout career at Indianapolis Cathedral High School. A heady player with a classic Hoosier-guard game, Thomas is a two-time Indianapolis Player of the Year, leading Cathedral High to a 38-10 record in the last two seasons.


He averaged 18.6 points and 4.0 rebounds a game as a senior, leading his team to a 21-4 record and the Hall of Fame Tournament title and a second straight Indianapolis City Tournament Championship even though he missed a couple of weeks midway through the season with a wrist injury that required surgery. As a junior, Thomas led a young Cathedral team to a strong finish and a 17-6 record, with Thomas averaging 15.5 points, 5.0 assists and 3.1 rebounds.

In 2006-07, the Indianapolis Star named Thomas one of its two annual Players of the Year. Thomas was the Indianapolis Player of the Year, and national player of the year Greg Oden was named Marion County Player of the Year. Last season, Thomas was a repeat city player of the year, while Indiana recruit Eric Gordon was the county player.

The tenth-rated senior in Indiana last year, Thomas was a three-time First Team All-Indianapolis selection.

The Bob Gibbons All-Star Report has three Top 150 players heading to the A-10 from the fall signing period, and two (Thomas and Chris Wright) are Flyer freshmen in 2007-08.

Thomas has two brothers – Tim Thomas, Jr. (28) and O.J. Williams (24).





#23

CHRIS WRIGHT

FRESHMAN FORWARD 6-8 214 TROTWOOD, OH/ TROTWOOD-MADISON

Christian Wright is the main part of what three respected ranking services – HoopScoop, Rivals.com and Scout.com – call the best group of incoming freshmen in the A-10. Wright has all the stats and awards to back that up, but that's not the only reason people are talking about his joining the UD basketball program.

People who watch him play talk about the highlight-reel dunks, his elite athleticism and will to win. People who watch him practice talk about his work ethic and strong desire to get better. People who meet him talk about his personality, and how he has remained grounded through all the hype. While great talent and tremendous physical gifts (including a 39.5 inch vertical leap) make a player approach the game with a "me-first" attitude, Wright goes out of his way to approach everything he does "we-first."

Named the top incoming freshman in the A-10, by most of the experts, Wright's above-the-rim game turned heads during practice sessions for the 2007 Jordan Brand All-America Game last April. And then at Madison Square Garden during the game itself, Wright turned in a 10-point, 10-rebound double-double. Ranked as high as the 18th-best prospect in the country, Wright averaged 19.2 points and 12.8 rebounds for Trotwood-Madison High School while earning First Team All-Ohio Division 1 honors. The Rams were 22-2 and ranked second in the state.

Wright was Third Team All-Ohio as a junior after leading Trotwood-Madison a 22-6 overall record and the state championship game, where they lost to perennial powerhouse and 28-time state champion Canton McKinley. He averaged 17.5 points, 10.1 rebounds, 5.2 assists and 5.2 blocks a game. As a sophomore, he averaged 15.0 points, 9.1 rebounds and 4.2 assists.

The Jordan Brand All-America Game was hardly the first time he drew national attention. At the 2005 Nike Camp his SPARQ (Speed, Power, Agility, Reaction, and Quickness) ranking was second-best in the entire camp. The only player ahead of him was then-North Carolina-bound and current Golden State Warrior Brandon Wright. (One of several categories that Chris Wright had a top effort was his 2.94 second 20-meter dash, which tied him for eighth at the camp. The fastest 20-meter time was turned in by current Flyer teammate Marcus Johnson.)

During the summer of 2006, at events such as the Nike Skills Academy, the NBA Players Association Top 100 Camp and the Nike All-America Camp, Wright was singled out in published reports not just for his scoring ability and top-of-the-chart vertical leap, but also for his work ethic and defense.

He will be the second member of his family to play at UD. His uncle on his mother's side, J.D. Grigsby, played at UD from 1971 to 1973.


He has five brothers – Willie (32), Demetrius (31), Mark (26), Nicholas (15) and Bam (13), and two sisters – Charelle (22) and Nicki (17).

PERSONAL DATA

SON OF ERNESTINE GRIGSBY
BIRTHDAY SEPTEMBER 30, 1988
MAJOR ... UNDECLARED (COLLEGE OF ARTS & SCIENCES)
HIGH SCHOOL COACH IKE THORNTON
..... LARRY HAM
AAU TEAM QUEEN CITY PROPHETS

FLYER 23'S...

- JAMES HOUGH (1950-51)
- RAY DIERINGER (1951-52)
- DON MILLER (1952-53)
- CARMEN RIAZZI (1954-57)
- TOM NARTKER (1957-58)
- TOM BOYKIN (1958-59)
- KEN BARNETT (1959-60)
- CHUCK IZOR (1960-62)
- JIM WANNEMACHER (1964-67)
- STEVE HESS (1970-73)
- MIKE LEE (1975-79)
- RUSTY JACKSON (1979-81)
- DAMON GOODWIN (1982-86)
- NORM GREVEY (1987-91)
- JEFF ELDER (1992-95)
- RODNEY HORTON (1995-97)
- YUANTA HOLLAND (1998-2001)





DAN FOX

Daniel Michael Fox returns for his second season on the Flyer roster. Last year, he played in three games and scored on the only shot he took. Fox was a "blue-collar" starter for two championship teams at Lakeland High School. He played four different positions for the Lakers. While his senior averages of 5.5 points, 3.2 rebounds, 2.0 assists and 1.2 steals a game are modest compared by most college basketball players, he was named All-Northeast Corner Conference and KPC Media Group All-Area. He earned the team's Best Defender Award and was also named academic all-conference.

As a junior, he led the team in assists and was named Honorable Mention All-Conference. He also played football, ran cross country and ran track in high school.

He has a brother named Nick (age 15).

#30
SOPHOMORE FORWARD
 6-4 • 190
WOLCOTTVILLE, IN (LAKELAND)

PERSONAL DATA

SON OF SCOTT AND MOLLY FOX
 BIRTHDAY FEBRUARY 29, 1988
 MAJOR APPLIED MATHEMATICAL ECONOMICS
 HIGH SCHOOL COACH TOM SIRK

FLYER 30'S...

- DAVE INDERRIDEN (1965-67)
- MIKE LEFFEL (1967-69)
- LEIGHTON MOULTON (1972-76)
- JIM ARNZEN (1976-77)
- MIKE GORNEY (1978-82)
- ED YOUNG (1982-87)
- DAVID BRADDS (1987-88)
- JOSH POSTORINO (1995-99)
- STAN KING (2000-01)



LUKE HENDRICK

Luke Michael Hendrick is back for his second season on the UD basketball roster. Last season, he played in three games, going one of two from the free throw line. He was a three-sport standout at Nouvel Central Catholic High School. He was Saginaw News First Team All-Area in basketball, a four-year varsity golfer who finished as high as 13th in the state, and a four-year varsity tennis player who was third in the state as a senior.

In basketball, Hendrick averaged 14.0 points, 8.0 rebounds and 2.5 blocks a game while shooting 34% from three-point range as a senior. He was on the Michigan Basketball Coaches Academic All-State Team. Nouvel Central Catholic won the district championship in 2005. Hendrick was also on four American Youth Basketball Tour national championship teams while playing with the Tri-City Storm.

Luke has a brother named Trace (age 27) and a sister named Heidi (25).


#24
SOPHOMORE FORWARD
 6-4 • 170
SAGINAW, MI (NOUVEL CENTRAL CATHOLIC)

PERSONAL DATA

SON OF CHIP AND PAM HENDRICK
 BIRTHDAY APRIL 13, 1988
 MAJOR SPORT MANAGEMENT
 HIGH SCHOOL COACH WARREN WOOD

FLYER 24'S...

- GENE JOSEPH (1950-52), CHRIS HARRIS (1952-55), DICK BOGENRIFE (1955-58), STAN GREENBURG (1958-62), RALPH STEFFANO (1962-63), JERRY GOTTSCHALL (1977-70), DON FRITZ (1970-71), TED SIZEMORE (1971-72), DANNY JONES (1974-75), DOUG HARRIS (1975-79), BILL CROTTY (1985-89), ALEX ROBERTSON (1989-94), STEPHEN BAMIGBOLA (1998-2000)



MICHAEL LAING

Michael Ryan Laing joins the UD basketball program after playing his high school ball at Marquette University High School. He was team captain and MVP as a senior, averaging 8.3 points, 4.7 rebounds and 3.8 assists. MUHS was ranked seventh in Division I (largest school classification) in Wisconsin at the end of the 2006-07 season.

A three-sport athlete, Laing also played quarterback in football, and was a pitcher and second baseman in baseball. Laing was the starting pitcher in the 2006 Wisconsin state championship game that his team won. Marquette University High School's baseball team was knocked out in the state semi-finals in 2007.

Laing is an engineering major, but his career ambition is to become an attorney. He has a sister named Jessica (20).

#45
FRESHMAN GUARD
 6-1 • 164
OCONOMOWOC, WI (MARQUETTE UNIVERSITY HS)

PERSONAL DATA

SON OF DEAN AND TAMMY LAING
 BIRTHDAY JUNE 8, 1989
 MAJOR ENGINEERING
 HIGH SCHOOL COACH DAVID COOKS

FLYER 45'S...

- DENNIS HRCKA (1964-66)
- NED SHARPENTER (1966-69)
- JEROME HOLLAND (1973-74)
- KEITH WALESKOWSKI (2000-04)



LOGAN NOURSE

Logan Scott-Thomas Nourse is an invited walkon from Spencerville High School in Spencerville, Ohio. He was a four-time All-Northwest Conference selection, and three-time (HM, third team, second team) Division III All-Ohio. He was Spencerville's career leader in scoring (1,500 points), starts (87) and three-pointers (186). He was on teams that were a combined 67-22 and won two conference championships.

As a senior, Nourse averaged 22.5 points, 7.4 rebounds and 2.8 assists, and quarterbacked the football team to an OHSAA playoff berth. He played Nancy Rehm Ohio vs. Indiana All-Star Basketball Game.

He is the nephew of former Ohio State and NFL quarterback Bobby Hoying. Another uncle, Luke Fickell, played defensive line at OSU, had injuries cut short his career with the New Orleans Saints and is now co-defensive coordinator with the Buckeyes.

#25
FRESHMAN GUARD
 6-1 • 176
SPENCERVILLE, OH (SPENCERVILLE)

PERSONAL DATA

SON OF SCOTT AND TORI NOURSE
 BIRTHDAY FEBRUARY 29, 1988
 MAJOR UNDECLARED IN THE COLLEGE OF ARTS & SCIENCES
 HIGH SCHOOL COACH KEVIN SENSABAUGH


FLYER 25'S...

- ARNOLD STEIN (1950-51), CHRIS HARRIS (1951-52), JACK SALLE (1952-55), BOB JACOBY (1955-56), PAUL SHAFER (1956-58), BILL CRAMSEY (1958-60), DON SMITH (1960-63), JACK WARRELL (1964-66), JOHN VON LEHMAN (1970-74), ERIC MATTHEWS (1984-88), JOHN RICHTER (1990-94), MATT HOGAN (2006-07)




FIVE MUST SUMMON IT.
AND WHEN IT'S TASTED ENOUGH
BLOOD, SWEAT AND TRUST,
IT AWAKENS.

TOGETHER YOU MAKE THE
**BEAUTIFUL
MONSTER**



A YEAR IN REVIEW





2006-2007 **REVIEW**

2007 DAYTON BASKETBALL

GAME-BY-GAME SUMMARY

OVERALL RECORD: 19-12 (HOME: 15-2, AWAY: 2-9; NEUTRAL: 2-1)
ATLANTIC 10 RECORD: 8-8 (HOME: 6-2, AWAY: 2-6; NEUTRAL: 0-0)

Date	AP Rank UD Opp	Opponent	Result	Attend	UD High Scorer	UD High Rebounder
Nov 11	-- --	AUSTIN PEAY	W 78-62	12,059	29 ROBERTS	9 HUELSMAN
Nov 15	-- --	NORTH CAROLINA A&T	W 79-66	11,666	30 ROBERTS	8 HUELSMAN
Nov 18	-- --	at SMU	L 48-53	2,707	21 ROBERTS	9 PLUMMER/HUELSMAN
Nov 21	-- --	YALE	W 73-62	12,028	16 SCOTT	10 JOHNSON
Nov 24	-- --	vs LOUISVILLE	W 68-54	8,250	20 ROBERTS	8 JOHNSON
Nov 28	-- --	SOUTH CAROLINA STATE	W 67-55	11,425	19 SCOTT	8 HUELSMAN
Dec 2	-- --	HOLY CROSS	W 69-53	12,149	19 PLUMMER	6 JOHNSON
Dec 6	-- --	CREIGHTON	W 60-54	11,895	13 PLUMMER/SCOTT	6 SCOTT/SANDOVAL
Dec 9	-- --	GRAMBLING	W 58-49	12,009	12 LITTLE/PLUMMER	6 LITTLE/PLUMMER
Dec 16	-- --	WESTERN CAROLINA	W 66-55	12,354	17 ROBERTS	10 ROBERTS
Dec 20	-- --	MIAMI	W 56-54	12,178	12 LITTLE	11 PLUMMER
Dec 23	-- 7	at Pittsburgh	L 54-84	12,508	21 ROBERTS	3 PLUMMER/HUELSMAN
Dec 31	-- 2	at North Carolina	L 51-81	19,967	14 JOHNSON/ROBERTS	5 PLUMMER
Jan 4	-- --	CHARLOTTE	W 66-63	11,655	24 ROBERTS	7 PLUMMER
Jan 7	-- --	at Rhode Island	L 74-75	3,791	19 ROBERTS	6 ROBERTS
Jan 13	-- --	LA SALLE	W 84-82	12,819	34 ROBERTS	8 PLUMMER
Jan 17	-- --	at Charlotte	L 59-80	6,378	18 ROBERTS	6 SCOTT
Jan 20	-- --	RICHMOND	W 72-54	12,727	22 ROBERTS	9 SCOTT
Jan 24	-- --	at Duquesne	L 89-93	1,743	28 ROBERTS	9 LITTLE
Jan 27	-- --	at Xavier	L 67-83	10,250	15 ROBERTS	6 PLUMMER
Jan 31	-- --	GEORGE WASHINGTON	W 84-69	11,622	23 ROBERTS	7 PLUMMER
Feb 4	-- --	at Saint Joseph's	L 65-71	3,103	15 SCOTT/ROBERTS	7 LITTLE
Feb 7	-- --	FORDHAM	W 57-45	11,853	18 ROBERTS	7 PLUMMER/SCOTT
Feb 10	-- --	at St. Bonaventure	W 69-62	3,358	13 JOHNSON	8 JOHNSON
Feb 18	-- --	MASSACHUSETTS	L 69-77	13,213	25 ROBERTS	10 LITTLE
Feb 21	-- --	at Saint Louis	L 56-66	8,847	23 LITTLE	9 BINNIE
Feb 24	-- --	XAVIER	L 67-75	13,435	28 LITTLE	10 LITTLE
Feb 28	-- --	at Temple	W 73-65	3,414	20 PLUMMER	16 LITTLE
Mar 3	-- --	SAINT LOUIS	WOT 65-64	13,435	16 ROBERTS	6 PLUMMER/LITTLE/SANDOVAL
Mar 7	-- --	vs Charlotte	W 81-63	44,066	24 ROBERTS	8 PLUMMER/LITTLE
Mar 8	-- --	vs XAVIER	L 51-72	4,762	22 ROBERTS	4 SANDOVAL/LITTLE/HUELSMAN





INDIVIDUAL STATISTICS - ALL GAMES

No.	Player	GP-GS	Min	Avg	TOTAL		3 PTS		FT-FTA	Pct	REBOUNDS				PF	FO	Ast	TO	Blk	Stl	Pts	Avg
					FG-FGA	Pct	3FG-FGA	Pct			Off	Def	Tot	Avg								
02	ROBERTS, Brian	31-30	1103	35.6	179-386	.464	82-179	.458	133-148	.899	6	83	89	2.9	60	0	83	72	7	21	573	18.5
15	LITTLE, Charles	31-23	771	24.9	137-264	.519	0-2	.000	53-98	.541	73	87	160	5.2	81	5	36	53	11	23	327	10.5
01	SCOTT, Monty	25-25	702	28.1	92-190	.484	44-113	.389	21-30	.700	19	90	109	4.4	66	3	32	40	21	4	249	10.0
21	PLUMMER, Norman	28-0	622	22.2	84-185	.454	0-2	.000	61-80	.763	64	71	135	4.8	70	3	9	41	11	7	229	8.2
32	JOHNSON, Marcus	30-16	747	24.9	74-176	.420	14-45	.311	35-59	.593	44	67	111	3.7	64	1	37	41	10	23	197	6.6
03	SANDOVAL, Andres	26-8	579	22.3	46-137	.336	22-75	.293	39-57	.684	5	68	73	2.8	71	2	60	49	1	20	153	5.9
33	BINNIE, Jimmy	31-15	583	18.8	44-132	.333	30-90	.333	16-24	.667	29	58	87	2.8	48	0	38	26	3	13	134	4.3
41	HUELSMAN, Kurt	31-31	587	18.9	45-94	.479	0-0	.000	27-48	.563	39	71	110	3.5	59	0	10	37	18	4	117	3.8
14	WARREN, London	31-7	450	14.5	27-71	.380	4-8	.500	17-31	.548	8	45	53	1.7	67	1	79	60	5	27	75	2.4
05	STAFFORD, Nick	15-0	83	5.5	7-14	.500	0-0	.000	2-3	.667	7	6	13	0.9	16	0	0	9	1	3	16	1.1
30	FOX, Dan	3-0	4	1.3	1-1	1.000	0-0	.000	0-0	.000	0	0	0	0.0	0	0	0	1	0	0	2	0.7
20	ADEDEJI, Desmond	4-0	9	2.3	1-3	.333	0-0	.000	0-2	.000	1	2	3	0.8	0	0	0	1	2	0	2	0.5
24	HENDRICK, Luke	3-0	4	1.3	0-0	.000	0-0	.000	1-2	.500	0	0	0	0.0	1	0	0	0	0	0	1	0.3
25	HOGAN, Matt	5-0	6	1.2	0-1	.000	0-1	.000	0-1	.000	0	1	1	0.2	0	0	1	2	0	0	0	0.0
Total		31	6250		737-1654	.446	196-515	.381	405-583	.695	350	682	1032	33.3	604	15	385	437	90	145	2075	66.9
Opponents		31	6250		711-1642	.433	201-600	.335	428-596	.718	344	674	1018	32.8	595	-	413	439	103	163	2051	66.2

SCORE BY PERIODS:		1ST	2ND	OT	OT2	TOTAL
Dayton Flyers		937	1120	9	9	2075
Opponents		932	1102	9	8	2051
DEADBALL REBOUNDS: OFF DEF TOTAL						
Dayton Flyers		64	6	70		
Opponents		68	7	75		

INDIVIDUAL STATISTICS - ATLANTIC 10 GAMES

No.	Player	GP-GS	Min	Avg	FG-FGA	Pct	3FG-FGA	Pct	FT-FTA	Pct	Rebounds				PF	FO	Ast	TO	Blk	Stl	Pts	Avg
											Off	Def	Tot	Avg								
02	ROBERTS, Brian	16-16	582	36.4	94-196	.480	43-91	.473	74-80	.925	1	44	45	2.8	31	0	34	32	4	4	305	19.1
15	LITTLE, Charles	16-8	390	24.4	84-162	.519	0-2	.000	24-47	.511	51	44	95	5.9	44	3	21	25	5	11	192	12.0
01	SCOTT, Monty	12-12	333	27.8	45-89	.506	22-54	.407	11-15	.733	10	49	59	4.9	26	1	20	17	11	1	123	10.3
21	PLUMMER, Norman	15-0	333	22.2	46-104	.442	0-0	.000	27-33	.818	36	34	70	4.7	37	1	5	22	5	1	119	7.9
03	SANDOVAL, Andres	16-8	372	23.3	37-92	.402	15-48	.313	25-37	.676	4	42	46	2.9	46	1	40	36	0	11	114	7.1
33	BINNIE, Jimmy	16-12	315	19.7	27-74	.365	18-49	.367	5-8	.625	16	31	47	2.9	23	0	17	17	1	4	77	4.8
32	JOHNSON, Marcus	16-4	371	23.2	28-77	.364	6-15	.400	11-17	.647	20	29	49	3.1	31	0	22	16	7	9	73	4.6
41	HUELSMAN, Kurt	16-16	296	18.5	23-48	.479	0-0	.000	11-19	.579	17	36	53	3.3	30	0	3	20	7	4	57	3.6
14	WARREN, London	16-4	218	13.6	18-39	.462	3-6	.500	5-8	.625	6	20	26	1.6	37	0	38	28	0	8	44	2.8
05	STAFFORD, Nick	4-0	28	7.0	3-3	1.000	0-0	.000	1-1	1.000	1	1	2	0.5	5	0	0	3	0	3	7	1.8
30	FOX, Dan	2-0	3	1.5	1-1	1.000	0-0	.000	0-0	.000	0	0	0	0.0	0	0	0	1	0	0	2	1.0
20	ADEDEJI, Desmond	2-0	3	1.5	1-2	.500	0-0	.000	0-2	.000	1	2	3	1.5	0	0	0	1	0	0	2	1.0
24	HENDRICK, Luke	2-0	3	1.5	0-0	.000	0-0	.000	1-2	.500	0	0	0	0.0	0	0	0	0	0	0	1	0.5
25	HOGAN, Matt	2-0	3	1.5	0-0	.000	0-0	.000	0-1	.000	0	1	1	0.5	0	0	1	2	0	0	0	0.0
Total		16	3250		407-887	.459	107-265	.404	195-270	.722	192	352	544	34.0	311	6	201	224	40	56	1116	69.8
Opponents		16	3250		385-862	.447	108-318	.340	246-320	.769	166	332	498	31.1	285	-	221	205	51	82	1124	70.2

SCORE BY PERIODS:		1ST	2ND	OT	OT2	TOTAL
Dayton Flyers		501	597	9	9	1116
Opponents		507	600	9	8	1124



2006-2007 REVIEW

2007 DAYTON BASKETBALL

GAME-BY-GAME TEAM STATISTICS - DAYTON

Opponent	Date	Score	W/L	TOTAL		3-PTRS		FT-FTA	Pct	REBOUNDS				PF	A	TO	Blk	Stl	Pts	Avg
				FG-FGA	Pct	3FG-FGA	Pct			Off	Def	Tot	Avg							
AUSTIN PEAY	11/11/06	78-62	W	24-55	.436	9-23	.391	21-32	.656	15	27	42	42.0	20	13	15	8	4	78	78.0
NORTH CAROLINA A&T	11/15/06	79-66	W	31-66	.470	6-22	.273	11-13	.846	20	26	46	44.0	15	14	18	4	6	79	78.5
at SMU	11/18/06	48-53	L	15-52	.288	6-22	.273	12-24	.500	17	22	39	42.3	28	8	15	0	6	48	68.3
YALE	11/21/06	73-62	W	26-57	.456	4-12	.333	17-25	.680	8	27	35	40.5	16	11	13	2	4	73	69.5
vs Louisville	11/24/06	68-64	W	20-47	.426	5-15	.333	23-30	.767	6	22	28	38.0	24	9	8	3	4	68	69.2
SOUTH CAROLINA STATE	11/28/06	67-55	W	26-53	.491	4-15	.267	11-17	.647	10	22	32	37.0	16	17	16	2	6	67	68.8
HOLY CROSS	12/2/06	69-53	W	25-42	.595	3-8	.375	16-20	.800	9	20	29	35.9	21	14	17	1	6	69	68.9
CREIGHTON	12/6/06	60-54	W	24-50	.480	7-18	.389	5-10	.500	6	20	26	34.6	18	15	12	5	3	60	67.8
GRAMBLING	12/9/06	58-49	W	21-53	.396	7-21	.333	9-20	.450	13	24	37	34.9	19	10	12	9	9	58	66.7
WESTERN CAROLINA	12/16/06	66-55	W	18-40	.450	7-15	.467	23-34	.676	11	27	38	35.2	20	12	16	4	4	66	66.6
MIAMI	12/20/06	56-54	W	19-48	.396	4-12	.333	14-21	.667	12	14	26	34.4	16	12	12	2	11	56	65.6
at Pittsburgh	12/23/06	54-84	L	17-51	.333	5-15	.333	15-21	.714	7	15	22	33.3	17	7	12	5	4	54	64.7
at North Carolina	12/31/06	51-81	L	18-59	.305	6-18	.333	9-14	.643	11	20	31	33.2	21	14	21	2	13	51	63.6
CHARLOTTE	1/04/07	66-63	W	23-52	.442	3-14	.214	17-21	.810	11	18	29	32.9	17	10	11	2	3	66	63.8
at Rhode Island	1/07/07	74-75	L	29-52	.558	8-15	.533	8-15	.533	11	22	33	32.9	17	14	16	1	7	74	64.5
LA SALLE	1/13/07	84-82	W	26-50	.520	11-22	.500	21-27	.778	11	19	30	32.7	24	18	15	7	5	84	65.7
at Charlotte 49ers	1/17/07	59-80	L	19-50	.380	4-17	.235	17-22	.773	9	21	30	32.5	30	3	14	1	5	59	65.3
RICHMOND	1/20/07	72-54	W	29-48	.604	8-15	.533	6-12	.500	9	33	42	33.1	13	14	26	2	2	72	65.7
at Duquesne	1/24/07	89-93	L	32-58	.552	9-19	.474	16-21	.762	16	19	35	33.2	20	22	25	2	3	89	66.9
at Xavier	1/27/07	67-83	L	26-61	.426	7-17	.412	8-10	.800	9	19	28	32.9	25	18	12	2	1	67	66.9
GEORGE WASHINGTON	1/31/07	84-69	W	28-50	.560	10-16	.625	18-21	.857	9	25	34	33.0	13	15	15	5	2	84	67.7
at Saint Joseph's	2/04/07	65-71	L	26-58	.448	8-20	.400	5-9	.556	15	16	31	32.9	23	13	10	1	3	65	67.6
FORDHAM	2/07/07	57-45	W	20-52	.385	5-16	.313	12-15	.800	13	25	38	33.1	19	8	11	1	1	57	67.1
at St. Bonaventure	2/10/07	69-62	W	26-55	.473	4-14	.286	13-18	.722	12	21	33	33.1	20	11	13	1	5	69	67.2
MASSACHUSETTS	2/18/07	69-77	L	26-58	.448	10-19	.526	7-18	.389	13	22	35	33.2	24	13	12	6	1	69	67.3
at Saint Louis	2/21/07	56-66	L	24-63	.381	5-21	.238	3-4	.750	15	19	34	33.2	18	14	9	1	4	56	66.8
XAVIER	2/24/07	67-75	L	25-56	.446	3-9	.333	14-18	.778	13	16	29	33.0	18	7	15	1	6	67	66.9
at Temple	2/28/07	73-65	W	23-57	.404	6-16	.375	21-25	.840	14	29	43	33.4	15	13	15	5	5	73	67.1
SAINT LOUIS	3/3/07	65-64	Wot	25-67	.373	6-15	.400	9-14	.643	12	28	40	33.6	15	8	5	2	3	65	67.0
vs Charlotte	3/7/07	81-63	W	24-43	.558	11-17	.647	22-27	.815	7	25	32	33.6	25	16	11	2	4	81	67.5
vs Xavier	3/8/07	51-72	L	22-51	.431	5-17	.294	2-5	.400	6	19	25	33.3	17	12	15	1	5	51	66.9
Dayton Flyers				737-1654	.446	196-515	.381	405-583	.695	350	682	1032	33.3	604	385	437	90	145	2075	66.9
Opponents				711-1642	.433	201-600	.335	428-596	.718	344	674	1018	32.8	595	413	439	103	163	2051	66.2

GAME-BY-GAME TEAM STATISTICS - OPPONENTS

Opponent	Date	Score	W/L	TOTAL		3-PTRS		FT-FTAs		REBOUNDS				PF	A	TO	Blk	Stl	Pts	Avg
				FG-FGA	Pct	3FG-FGA	Pct	FT-FTA	Pct	Off	Def	Tot	Avg							
AUSTIN PEAY	11/11/06	78-62	W	25-64	.391	4-19	.211	8-18	.444	15	22	37	37.0	25	11	15	7	8	62	62.0
NORTH CAROLINA A&T	11/15/06	79-66	W	24-60	.400	14-33	.424	4-8	.500	13	17	30	33.5	18	16	19	3	7	66	64.0
at SMU	11/18/06	48-53	L	11-36	.306	4-16	.250	27-40	.675	11	26	37	34.7	23	7	17	4	7	53	60.3
YALE	11/21/06	73-62	W	23-53	.434	5-17	.294	11-18	.611	9	28	37	35.2	22	17	20	0	6	62	60.8
vs Louisville	11/24/06	68-64	W	21-51	.412	7-20	.350	15-22	.682	11	25	36	35.4	23	13	13	2	1	64	61.4
SOUTH CAROLINASTATE	11/28/06	67-55	W	21-52	.404	4-14	.286	9-13	.692	11	22	33	35.0	19	8	18	3	4	55	60.3
HOLY CROSS	12/2/06	69-53	W	16-44	.364	6-16	.375	15-20	.750	11	11	22	33.1	20	8	15	4	6	53	59.3
CREIGHTON	12/6/06	60-54	W	17-46	.370	5-19	.263	15-20	.750	12	25	37	33.6	18	8	16	0	2	54	58.6
GRAMBLING	12/9/06	58-49	W	16-50	.320	4-10	.400	13-20	.650	14	27	41	34.4	19	6	15	5	4	49	57.6
WESTERN CAROLINA	12/16/06	66-55	W	19-53	.358	7-21	.333	10-13	.769	9	18	27	33.7	28	9	10	1	2	55	57.3
MIAMI	12/20/06	56-54	W	22-47	.468	4-17	.235	6-11	.545	12	20	32	33.5	22	13	19	5	5	54	57.0
at Pittsburgh	12/23/06	54-84	L	35-62	.565	5-14	.357	9-17	.529	17	28	45	34.5	19	24	15	3	5	84	59.2
at North Carolina	12/31/06	51-81	L	31-58	.534	7-17	.412	12-18	.667	11	33	44	35.2	17	23	21	8	10	81	60.9
CHARLOTTE	1/04/07	66-63	W	22-52	.423	9-24	.375	10-11	.909	13	20	33	35.1	20	9	17	3	0	63	61.1
at Rhode Island	1/07/07	74-75	L	28-61	.459	9-25	.360	10-14	.714	13	16	29	34.7	16	17	11	2	7	75	62.0
LA SALLE	1/13/07	84-82	W	25-53	.472	7-15	.467	25-31	.806	11	16	27	34.2	21	16	13	1	5	82	63.2
at Charlotte 49ers	1/17/07	59-80	L	22-47	.468	11-21	.524	25-36	.694	9	25	34	34.2	20	14	9	3	4	80	64.2
RICHMOND	1/20/07	72-54	W	22-58	.379	3-19	.158	7-10	.700	5	15	20	33.4	18	13	14	0	12	54	63.7
at Duquesne	1/24/07	89-93	L	28-61	.459	11-31	.355	26-29	.897	14	13	27	33.1	22	19	17	8	11	93	65.2
at Xavier	1/27/07	67-83	L	25-47	.532	5-14	.357	28-33	.848	7	27	34	33.1	17	16	12	9	5	83	66.1
GEORGE WASHINGTON	1/31/07	84-69	W	28-60	.467	8-22	.364	5-6	.833	8	15	23	32.6	21	20	10	2	5	69	66.2
at Saint Joseph's	2/04/07	65-71	L	25-47	.532	3-14	.214	18-26	.692	9	19	28	32.4	12	16	10	4	6	71	66.5
FORDHAM	2/07/07	57-45	W	17-48	.354	1-15	.067	10-16	.625	10	20	30	32.3	21	5	14	2	3	45	65.5
at St. Bonaventure	2/10/07	69-62	W	19-45	.422	6-17	.353	18-21	.857	7	21	28	32.1	15	8	16	1	5	62	65.4
MASSACHUSETTS	2/18/07	69-77	L	26-63	.413	7-19	.368	18-29	.621	20	27	47	32.7	20	12	10	6	4	77	65.8
at Saint Louis	2/21/07	56-66	L	23-47	.489	7-16	.438	13-15	.867	7	24	31	32.7	10	16	9	6	3	66	65.8
XAVIER	2/24/07	67-75	L	24-47	.511	11-24	.458	16-17	.941	8	19	27	32.4	17	13	17	2	3	75	66.2
at Temple	2/28/07	73-65	W	24-62	.387	7-27	.259	10-16	.625	13	22	35	32.5	19	13	14	1	9	65	66.1
SAINT LOUIS	3/3/07	65-64	Wot	27-64	.422	3-15	.200	7-10	.700	12	33	45	33.0	16	14	12	1	0	64	66.1
vs Charlotte	3/7/07	81-63	W	21-57	.368	8-27	.296	13-19	.684	15	15	30	32.9	23	13	8	4	7	63	66.0
vs Xavier	3/8/07	51-72	L	24-47	.511	9-22	.409	15-19	.789	7	25	32	32.8	14	16	13	3	7	72	66.2
Opponents				711-1642	.433	201-600	.335	428-596	.718	344	674	1018	32.8	595	413	439	103	163	2051	66.2
Dayton Flyers				737-1654	.446	196-515	.381	405-583	.695	350	682	1032	33.3	604	385	437	90	145	2075	66.9



2006-2007 REVIEW

2007 DAYTON BASKETBALL



	FG	3FG	FT	Reb	F	Pts	A	T	B	S	Min
--	----	-----	----	-----	---	-----	---	---	---	---	-----

Game #8
DAYTON 60,
CREIGHTON 54
DECEMBER 6, 2006 • UD ARENA • DAYTON, OHIO

Monty Scott had 13 points and six rebounds, including a crucial three-pointer with 1:14 left, to help the Flyers outlast the Creighton Blue Jays 60-54. Norman Plummer had 13 of his own including a dunk with five seconds left to cap a 10-4 run in the last 3:43 of the game, giving Dayton (6-1) its fifth win of the season at UD Arena.

With 1:46 left in the game and the Flyers up 54-50, Andres Sandoval rebounded his own miss and found Scott at the top of the key. Scott drained a jumper in the lane just as the shot clock expired to put Dayton up 57-50 with 1:14 left and push the game out of reach for Creighton.

Brian Roberts was the only other Flyer in double-figures with 11 points, all in the first half, while going 3-for-3 from behind the arc and dishing out five assists.

The Flyers jumped out to a 13-4 lead in the first 8:24 of the game behind two three-pointers by Roberts. Creighton cut the lead to five, 13-8, on back-to-back baskets from Anthony Tolliver and Nate Funk, but the Dayton defense trimmed up and held the Blue Jays scoreless for the next 3:43.

A layup by Jimmy Binnie with 6:23 left until the break gave the Flyers their largest lead of the half at 19-8. The Flyers led 32-19 going into the break as the Dayton defense held the Blue Jays to just 30% shooting (7-of-23) in the first half while forcing 10 turnovers.

Creighton came out firing in the second, but Andres Sandoval went on a break-away and hit a layup at 14:40 to end an 18-2 run by the Blue Jays in which the Flyers scored only two field goals while committing four turnovers.

Marcus Johnson put Dayton up by four with Binnie dropped a three-pointer on the next drive to put UD up 43-38. With 4:02 Scott knocked down a shot from beyond the arc for his 11th point of the half, giving the Flyers a 52-46 lead. Creighton would get no closer than four the rest of the way as Dayton won for the eighth time in its last nine games against non-conference foes at UD Arena dating back to last season.

	FG	3FG	FT	Reb	F	Pts	A	T	B	S	Min
Creighton											
50 WATTS	f	2-6	2-3	1-2	3	4	7	0	4	0	27
44 TOLLIVER	c	4-9	0-2	5-6	13	2	13	0	3	0	34
63 PORTER	g	5-9	0-2	3-3	5	2	9	2	2	0	30
10 FUNK	g	5-14	1-7	4-5	4	2	15	2	0	0	31
12 DOTZLER	g	0-1	0-0	0-0	0	1	0	2	3	0	22
01 MILES		1-2	1-2	1-2	1	1	4	1	1	0	24
20 HIBMA		0-1	0-1	0-0	3	2	0	0	0	0	5
21 MORRISON		0-1	0-1	0-0	1	2	0	0	2	0	12
22 GAOU		0-0	0-0	1-2	0	1	1	0	0	0	3
24 MENGESU		2-2	1-1	0-0	1	0	5	0	1	0	5
34 BAHE		0-1	0-0	0-0	3	1	0	1	0	0	7
Totals		17-46	5-19	15-20	37	18	54	8	16	0	200

Dayton											
01 Scott	f	5-9	3-7	0-0	6	2	13	2	1	2	31
15 Little	f	3-9	0-0	0-1	4	2	6	0	3	1	29
41 Huelsman	f	2-2	0-0	0-0	1	2	4	0	0	0	11
02 Roberts	g	4-8	3-3	0-0	3	1	11	5	2	1	36
32 Johnson	g	1-3	0-0	1-2	1	5	3	1	1	1	21
03 Sandoval		1-6	0-4	0-0	6	2	2	2	1	0	23
14 Warren		0-0	0-0	0-0	0	0	1	1	0	0	9
21 Plummer		5-7	0-0	3-5	3	1	13	1	2	0	27
33 Binnie		3-6	1-4	1-2	2	3	8	3	1	0	13
Totals		24-50	7-18	5-10	26	18	60	15	12	5	200

FG%: UD 48.0%, CU 37.0%; 3FG%: UD 38.9%, CU 26.3%; FT%: UD 50.0%, CU 75.0%
 Officials: Larry Rose, Fran Connolly, Frankie Bordeaux
 Technical fouls: Creighton-None. Dayton Flyers-None.
 Attendance: 11,895

Score by Periods

	1st	2nd	Total
Creighton	19	35	- 54
Dayton Flyers	32	28	- 60

GAME #9
DAYTON 58,
GRAMBLING 49
DECEMBER 9, 2006 • UD ARENA • DAYTON, OHIO

Sophomore Charles Little and junior Norman Plummer led the University of Dayton Flyers with 12 points and six rebounds apiece, and the tenacious Flyer defense locked up the Grambling Tigers for a 58-49 victory.

The Flyers had nine blocked shots and nine steals, while forcing 15 turnovers. Dayton's nine rejections tie the school record for blocked shots in a single game. This was just the fifth time it happened in school history.

Grambling is the fourth straight opponent the Flyers have held to 55 or fewer points, marking the first-time since the 1959-60 season that a Dayton team has done so.

Little went 4-for-6 from the field and had a career-high three steals with a career-tying two blocks. Plummer was 5-for-8 from the floor. Brian Roberts was the only other Flyer in double-figures, chipping in 10 points to go with five rebounds and four assists.

The Flyer offense struggled early on. Dayton only hit three of its first 13 shots and none of its first five free-throws. On the other side, Grambling started two-for-two from beyond the arc and jumped to an 8-6 lead early through the first 5:44.

Plummer hit a jump-shot at the 9:19 mark to end an 8-0 run by the Tigers, cutting lead to 13-8, and giving the Flyers their first point in almost six minutes.

The Flyers built a nine-point at the half, but Grambling was not finished. After a lay-up by Jamal Breaux with 8:30 left in the game, the Tigers cut the Dayton lead to four, at 44-40, going on an 11-4 run over almost five minutes.

After a Dayton time-out, Roberts hit a three from the top of the arc, with 7:05 put UD up 47-40. From there on the Flyers never looked back. The closest the Tigers could get was six points at 50-44 with 6:35 remaining.

Grambling											
20 WILLIAMS	f	2-15	1-3	3-5	11	1	8	1	5	0	35
23 PRESTLEY	f	1-1	0-0	0-0	0	1	2	0	1	0	8
40 STEVENS	f	0-1	0-0	2-2	9	2	2	1	0	0	25
42 BREAU	c	4-4	0-0	2-3	6	4	10	0	1	1	25
32 BAKER	g	3-8	1-3	1-4	4	5	8	2	4	3	25
03 THOMAS		2-	0-	3-4	2	0	7	1	2	1	24
04 LOCKE		0-0	0-0	0-0	1	1	0	0	0	0	3
12 CALLOWAY		4-11	2-3	2-2	0	2	12	1	0	0	27
22 NIXON		0-1	0-0	0-0	1	2	0	2	0	0	13
30 McFADDEN		0-1	0-0	0-0	0	0	0	0	0	0	2
33 AKPELE		0-0	0-0	0-0	1	1	0	0	0	0	3
Totals		16-50	4-10	13-20	41	19	49	6	15	5	200

	FG	3FG	FT	Reb	F	Pts	A	T	B	S	Min
Dayton											
01 Scott	f	2-7	1-4	1-2	4	4	6	1	2	4	29
15 Little	f	4-6	0-0	4-8	6	2	12	0	2	3	26
41 Huelsman	f	0-2	0-0	0-0	1	0	0	0	3	0	11
02 Roberts	g	3-10	3-8	1-2	5	2	10	4	3	0	32
32 Johnson	g	2-6	0-2	0-4	3	3	4	1	0	0	32
03 Sandoval		2-8	2-5	0-0	3	3	6	1	1	1	22
05 Stafford		1-2	0-0	0-0	2	1	2	0	0	1	6
14 Warren		0-0	0-0	0-0	1	0	0	1	2	0	5
21 Plummer		5-8	0-0	2-3	6	3	12	0	1	1	25
33 Binnie		2-4	1-2	1-1	3	1	6	2	0	0	12
Totals		21-53	7-21	9-20	37	19	58	10	12	9	200

FG%: UD 39.6%, GSU 32.0%; 3FG%: UD 33.3%, GSU 40.0%; FT%: UD 45.0%, GSU 65.0%
 Officials: Dwayne Gladden, Kenneth Turner, Donald Eppley
 Technical fouls: Grambling-None. Dayton Flyers-None.
 Attendance: 12,009

Score by Periods

	1st	2nd	Total
Grambling	21	28	- 49
Dayton Flyers	29	29	- 58

GAME #10
DAYTON 66,
WESTERN CAROLINA 55
DECEMBER 16, 2006 • UD ARENA • DAYTON, OHIO

A Brian Roberts first half outburst propelled Dayton to a 66-55 victory over Western Carolina at UD Arena. Roberts scored nine consecutive points during a 14-0 first half run that gave UD a lead they would not relinquish.

The Flyers finished the final 10:00 of the first half on a 30-9 run to crawl out of a 15-8 deficit they once faced. The Catamounts were held to just one field goal during that span.

Roberts led all players in points (17), rebounds (10) and assists (5) in his first career double-double. Junior Norman Plummer added 15 points for UD and freshman Marcus Johnson scored 13 and grabbed six rebounds. Dayton shot 18-of-40, while holding WCU (4-4) to just 35.8 percent shooting. UD out-rebounded the Catamounts 38-27.

Plummer scored four straight points for Dayton in the early going, but WCU was able to use a 13-4 run to jump out to a 15-8 advantage with 10:29 left to play in the half.

Monty Scott ended the run with a three-pointer, and a Johnson rejection led to a Roberts triple. Roberts went on to make three consecutive three-point attempts during their 14-0 first half run. The Flyers held a 22-15 lead by the time the run was ended with 4:13 left to play, and had connected on 5-of-9 attempts from behind the arc at that point.

The Flyers held a 33-24 lead at the intermission, led by Roberts with 13 points. After connecting on 3-of-5 shots to start the game, WCU made only 4-of-17 first half shots after that. The Catamounts hung tough early in the second half and clawed their way to within three points, 36-33, at the 15:04 mark.

However, Plummer scored a fast-break layup and his swat at the other end of the court brought the UD crowd to its feet. The Flyers capitalized on Plummer's aggressive play with an 8-0 run to stretch the lead back to double-figures, 44-33.

Foul trouble did in Catamounts down the stretch. Nick Aldridge fouled out with 6:00 left after hacking Jimmy Binnie on a three-point attempt. Binnie would go on to make all three foul shots, and UD scored eight of its ten points from the foul line during a 4:00 stretch. Overall, the Flyers were 23-of-34 from the free throw line, while WCU attempted just 13 foul shots.

Western Carolina	FG	3FG	FT	Reb	F	Pts	A	T	B	S	Min	
04 GORE	f	5-10	1-3	4-4	5	4	15	1	3	0	0	37
24 ALDRIDGE	f	3-7	0-0	0-0	7	5	6	0	1	0	0	24
01 GILES	g	0-4	0-2	0-1	3	3	0	1	3	0	0	19
05 RUSSELL	g	1-14	1-5	2-4	0	3	5	4	2	0	0	38
40 GREATHOUSE	g	4-7	4-6	0-0	2	4	12	0	0	0	0	33
12 DEES	g	0-0	0-0	0-0	0	0	0	0	0	0	0	2
13 WAGINGER	g	1-2	1-2	0-0	1	1	3	0	0	0	1	7
21 McKENNA	g	4-6	0-1	0-0	6	2	8	3	0	1	0	24
23 WILSON	g	0-0	0-0	0-0	1	2	0	0	0	0	0	5
32 JOHNSON	g	0-0	0-0	0-0	1	2	0	0	1	0	1	4
42 ROBINSON	g	1-3	0-2	4-4	0	2	6	0	0	0	0	7
Totals		19-53	7-21	10-13	27	28	55	9	10	1	2	200

Dayton	FG	3FG	FT	Reb	F	Pts	A	T	B	S	Min	
01 Scott	f	2-6	2-6	0-0	4	4	6	1	2	0	0	25
15 Little	f	2-5	0-0	2-4	4	2	6	0	2	1	1	27
41 Huelmsman	f	0-2	0-0	0-0	1	1	0	0	1	0	0	8
02 Roberts	g	4-9	4-6	5-6	10	3	17	5	6	0	1	37
32 Johnson	g	5-6	0-0	3-6	6	4	13	2	1	1	1	32
03 Sandoval	g	1-3	1-2	2-4	1	2	5	3	0	1	1	23
14 Warren	g	0-0	0-0	0-0	0	0	0	0	0	0	4	
21 Plummer	g	4-8	0-0	7-7	5	1	15	0	2	2	0	25
33 Binnie	g	0-1	0-1	4-7	5	3	4	1	1	0	19	
Totals		18-40	7-15	23-34	38	20	66	12	16	4	4	200

FG%: UD 45.0%, WCU 35.8%, 3FG%: UD 46.7%, WCU 33.3%, FT%: UD 67.6%, WCU 76.9%

Officials: Kevin Ferguson, John Hughes, John Regan
Technical fouls: Western Carolina-None. Dayton Flyers-None.
Attendance: 12,354

Score by Periods	1st	2nd	Total
Western Carolina	24	31	- 55
Dayton Flyers	33	33	- 66



GAME #11
DAYTON 56,
MIAMI (OH) 54
DECEMBER 20, 2006 • UD ARENA • DAYTON, OHIO

A University of Dayton men's basketball team finished off a six-game home stand on at UD Arena, polishing off the Miami RedHawks in a nail-biter, 56-54. The Flyers were led by co-players of the game Norman Plummer (9 points, 11 rebounds) and Charles Little (12 points, 4 rebounds).

In a game which the Flyers were out-rebounded (29-24), out-shot (46.8%-39.6%), and nearly out-played, the Flyer Faithful saw a contest which featured several lop-sided runs before a winner could be revealed. Miami's Tim Pollitz netted the first points of the game with a wide-open lay-in as Miami took advantage of a Dayton turnover to take a 2-0 lead. UD fired right back on their next possession as Marcus Johnson drained a lay-up for the Flyers.

With the score knotted at 2-2, however, Miami began to run away behind the strength of their junior forward, Pollitz, who was a pest in the paint, pouring in 10 first-half points.

Miami also out-rebounded Dayton 20-11 in the first half, and it was shaky rebounding by the Flyers that helped Miami push their lead to 23-9 before UD took a timeout at the 8:06 mark.

After that, Charles Little took center court. UD's sophomore forward added four straight points out of the timeout working hard in the lane for a lay-up, and hitting two free throws on successive possessions. As a result, UD found themselves back within ten points at the 6:42 mark, also ending a 3:41 dry spell for the Flyers.

After junior guard Andres Sandoval kept the run going with a steal and two free throws, Little took the ball from the three point corner to the hoop. The result was an emphatic dunk that brought Dayton back to a six point deficit at 25-19, and re-energized the Flyer Faithful.

Marcus Johnson knocked down a trey at the 3:12 mark to make it 28-24, but Pollitz would not go away, scoring the last of his first half points for the RedHawks as they went up by six again. That score (30-27) would cap a frantic finish to the half, and give the Flyers all of the momentum heading into the locker room at the half on a 21-7 run.

The momentum would swing yet again as the second-half began with seven straight Miami points, highlighted by a Michael Ramos breakaway dunk. Miami would go on to outscore UD 18-4 over the first six minutes of the second half.

And so the Flyers found themselves in a huge hole yet again at 48-34, as head coach Brian Gregory called timeout at the 14:03 mark. Senior forward Monty Scott stepped up and drilled a three out of the timeout at the 13:37 mark to get the Flyers going as Dayton pulled within seven.

Dayton's aggressive defense (they forced 19 turnovers on 11 steals over the course of the game) had prevented Miami from scoring a basket for the last 3:27. The only two points Dayton allowed in the final 5:34 were by way of an inconsequential basket by Pollitz after the game was out of reach in the final seconds.


Overall, the Flyers 42 percent from the field (28-for-66) and made a season-high tying 12 three-point field goals while out rebounding the Rattlers (3-7) 48-30 and holding the visitors to 31 percent shooting on the night (16-for-51). The game marked the fifth time this season that Dayton held its opponent under 50 points.

Miami	FG	3FG	FT	Reb	F	Pts	A	T	B	S	Min	
31 PEAVY	f	5-10	1-5	2-3	5	3	13	1	1	0	1	40
50 POLLITZ	f	8-16	0-0	0-0	9	4	16	3	5	1	0	40
30 ST. CLAIR	c	0-2	0-2	0-0	1	3	0	0	0	0	0	8
04 MOOSMANN	g	2-5	1-3	1-2	1	4	6	6	3	0	0	32
24 BRAMOS	g	5-10	2-6	2-2	3	3	14	1	3	2	3	31
01 PENNO	g	0-1	0-1	0-0	1	1	0	0	3	0	0	19
02 DIERKERS	g	2-2	0-0	1-4	6	1	5	2	2	1	1	26
21 POLLITZ	g	0-1	0-0	0-0	3	3	0	0	2	1	0	4
Totals		22-47	4-17	6-11	32	22	54	13	19	5	5	200

Dayton	FG	3FG	FT	Reb	F	Pts	A	T	B	S	Min	
01 Scott	f	2-5	1-3	0-0	0	2	5	1	0	0	0	21
15 Little	f	4-6	0-0	4-6	4	1	12	2	2	0	2	24
41 Huelmsman	f	2-3	0-0	0-2	2	2	4	1	0	0	0	15
02 Roberts	g	3-13	1-4	2-2	1	2	9	4	1	0	3	35
32 Johnson	g	3-6	1-2	0-0	2	2	7	1	2	0	0	31
03 Sandoval	f	1-4	0-2	5-8	1	2	7	1	3	0	3	24
05 Stafford	g	0-1	0-0	0-0	1	1	0	0	0	0	0	1
14 Warren	g	0-0	0-0	0-0	1	1	0	1	1	1	2	10
21 Plummer	g	3-6	0-0	3-3	11	3	9	0	2	0	0	29
33 Binnie	g	1-1	1-1	0-0	1	0	3	1	1	1	1	10
Totals		19-48	4-12	14-21	26	16	56	12	12	2	11	200

FG%: UD 39.6%, MIAMI 46.8%, 3FG%: UD 33.3%, MIAMI 23.5%, FT%: UD 66.7%, MIAMI 54.5%
Officials: Eugene Crawford, Mike Roberts, David Walker
Technical fouls: Miami-None. Dayton Flyers-None.
Attendance: 12,178

Score by Periods	1st	2nd	Total
Miami	30	24	- 54
Dayton Flyers	30	26	- 56



GAME #15
RHODE ISLAND 75,
DAYTON 74
 JANUARY 7, 2007 • THE RYAN CENTER • KINGSTON, RHODE ISLAND

Despite a game-high 19 points and six rebounds from junior Brian Roberts, the Dayton Flyers lost in the final seconds 75-74 to the Rhode Island Rams.

Rhode Island connected on a running, one-handed shot from just outside the foul line to take the lead with 1.5 seconds to go. Roberts' mid-court shot rattled in and out and the Flyers dropped to 11-4 overall, 1-1 in the Atlantic 10 and 0-4 on the road.

The heartbreaking loss overshadowed season-best performances from three Flyers. Freshman Kurt Huelsman scored 11 points, junior Andres Sandoval added nine points and junior Nick Stafford tied a career high with seven points on 3 of 3 shooting from the floor and three steals.

Senior Monty Scott scored 14 points and hauled in five rebounds as Dayton shot 56 percent from the floor and 53 percent from three-point range.

Dayton	FG	3FG	FT	Reb	F	Pts	A	T	B	S	Min
01 Scott	f	5-10	2-5	2-2	5	3	14	1	4	0	28
15 Little	f	2-5	0-0	2-7	3	3	6	2	1	0	30
41 Huelsman	c	5-9	0-0	0-0	5	1	10	2	2	0	28
02 Roberts	g	7-14	3-6	2-2	6	0	19	2	1	1	38
32 Johnson	g	3-4	1-1	0-0	3	2	7	2	2	0	25
03 Sandoval	g	3-5	2-3	1-3	5	4	9	4	4	0	26
05 Safford	g	3-3	0-0	1-1	2	1	7	0	1	0	3
14 Warren	g	0-0	0-0	0-0	0	0	0	0	0	0	3
33 Binmie	g	1-2	0-0	0-0	1	3	2	1	1	0	10
Totals		29-52	8-15	8-15	33	17	74	14	16	1	200

Rhode Island	FG	3FG	FT	Reb	F	Pts	A	T	B	S	Min
25 DANIELS	f	6-14	2-4	5-9	5	3	19	2	2	0	31
33 SEAWRIGHT	f	4-10	0-0	0-0	6	4	8	2	4	0	30
34 HARRIS	c	3-7	0-1	0-0	2	3	6	0	1	2	26
14 BITEE	g	4-6	1-3	2-2	4	3	11	5	0	0	31
20 BARON	g	3-10	2-8	0-0	0	0	8	2	1	0	24
01 MBANG	g	5-9	4-7	0-0	4	1	14	1	1	0	24
12 ORIER	g	0-0	0-0	0-0	0	1	0	0	0	0	3
15 SULLER	g	2-2	0-0	1-1	1	0	5	0	1	0	9
22 COTHMAN	g	1-3	0-2	2-2	3	1	4	5	1	0	22
Totals		28-61	9-25	10-14	29	16	75	17	11	2	200

FG%: UD 55.8%, URI 45.9%, 3FG%: UD 53.3%, URI 36.0%, FT%: UD 53.3%, URI 71.4%
 Officials:
 Technical fouls: Dayton-None, Rhode Island-None.
 Attendance: 3,791

Score by Periods	1st	2nd	Total
Dayton	41	33	- 74
Rhode Island	40	35	- 75

GAME #16
DAYTON 84,
LA SALLE 82
 JANUARY 13, 2007 • UD ARENA • DAYTON, OHIO

DAYTON, Ohio - Junior Brian Roberts tied a career-high with 34 points as the Dayton Flyers posted a thrilling 84-82 win over the La Salle Explorers.

Roberts scored 15 of Dayton's final 18 points and went 7-of-8 from the foul line in the final minute of the game to seal the victory and keep UD unbeaten at home. Roberts, who poured in 20 second half points, shot 9-of-14 from the field, 5-of-8 from three-point range and hit 11-of-12 free throws.

The Flyers shot 52 percent (26-of-50) from the field, including 50 percent (11-of-22) from behind the arc, and 62 percent in second half.


The Flyers improved to 18-0 in the Brian Gregory era when scoring 75 points or more and winning in regulation.

La Salle	FG	3FG	FT	Reb	F	Pts	A	T	B	S	Min
12 MEKONGO-M, Y.	F	4-10	1-3	3-4	4	1	12	2	3	0	32
34 GUILLEAUME	F	1-4	1-2	2-2	2	2	5	3	3	0	24
42 ST. JOHN	F	2-3	1-1	0-0	4	4	5	1	1	0	24
10 GREEN	G	7-13	0-0	3-6	5	3	17	1	1	1	30
11 HARRIS	G	6-15	4-9	6-7	3	1	22	3	4	0	34
01 JOHNSON	g	1-1	0-0	3-3	3	4	5	1	0	0	18
03 DIAZ	g	0-0	0-0	0-0	0	1	0	0	0	0	3
05 BARRETT	g	3-3	0-0	5-5	2	3	11	1	1	0	19
41 GRIMES	g	1-4	0-0	3-4	2	2	5	1	0	0	12
TOTALS		25-53	7-15	25-31	27	21	82	16	13	1	200

Dayton	FG	3FG	FT	Reb	F	Pts	A	T	B	S	Min
01 Scott	f	3-5	2-3	1-2	3	3	9	4	4	2	27
15 Little	f	3-5	0-0	0-0	2	5	6	1	1	0	18
41 Huelsman	f	2-3	0-0	2-4	7	0	6	1	1	2	23
02 Roberts	g	9-14	5-8	11-12	2	4	34	1	1	0	28
32 Johnson	g	1-8	1-4	1-2	4	3	4	4	2	0	31
03 Sandoval	g	2-4	1-3	4-4	1	2	9	3	1	0	23
14 Warren	g	0-0	0-0	0-0	1	2	0	2	2	0	11
21 Plummer	g	2-4	0-0	2-2	8	5	6	2	2	2	20
33 Binmie	g	4-7	2-4	0-1	2	0	10	0	1	1	19
Totals		26-50	11-22	21-27	30	24	84	18	15	7	200

FG%: UD 52.0%, LAS 47.2%, 3FG%: UD 50.0%, LAS 46.7%, FT%: UD 77.8%, LAS 80.6%
 Officials: Kevin O'Connell, John Regan, Gene Steratore
 Technical fouls: La Salle-None, Dayton Flyers-None.
 Attendance: 12,819

Score by Periods	1st	2nd	Total
La Salle	34	48	- 82
Dayton Flyers	37	47	- 84





2006-2007 REVIEW

2007 DAYTON BASKETBALL



GAME #18
DAYTON 72,
RICHMOND 54
JANUARY 20, 2007 • UD ARENA • DAYTON, OHIO

Behind 22 points from junior guard Brian Roberts, the Dayton Flyers used a stifling first-half defensive effort to cruise to a 72-54 victory over the Richmond Spiders. With the win the Flyers improve to 13-6 on the season and 3-2 in the Atlantic 10 conference, while remaining a perfect 12-0 at home.

The big story in this game was Dayton's first half defense. The Flyers held a 32-8 advantage at the break, tying the best defensive half by a UD team in its "Modern Era" (since 1947). Roberts' 22 points came on 8-of-13 shooting - 4-for-5 from beyond the arc - as he dished out three assists.

Junior forward Jimmy Binnie and senior forward Monty Scott were the only other Flyers in double-figures as they scored 12 and 11 points respectively. Scott was one rebound shy of a double-double as he grabbed nine boards, while Binnie snagged four of his own and converted nine of the Flyers' first 11 points.

The Flyers shot an outstanding 60 percent from the field - 53 percent from the three-point line - and outrebounded the Spiders 40-to-20. Defensively, the Flyers held Richmond to only 37 percent shooting for the game.

Richmond opened the second half on an 11-5 run through first 4:10, but after a media timeout, Dayton scored eight-straight points to take a 45-19 lead with 13:13 left in the game.

Statistical table for Game #18 showing FG, 3FG, FT, Reb, F, Pts, A, T, B, S, Min for Richmond and Dayton players, with totals at the bottom.

FG%: UD 60.4%, UR 37.9%, 3FG%: UD 53.3%, UR 15.8%, FT%: UD 50.0%, UR 70.0%
Officials: Frank Scogliotto, Larry Sciroto, David Walker
Technical fouls: Richmond-None. Dayton Flyers-None.
Attendance: 12,777

Score by Periods table showing 1st, 2nd, and Total scores for Richmond (8, 46, 54) and Dayton Flyers (32, 40, 72).

GAME #17
CHARLOTTE 80,
DAYTON 59
JANUARY 17, 2007 • HALTON ARENA • CHARLOTTE, NC

Senior Monty Scott scored 13 points and added six rebounds as the Dayton Flyers fell 80-59 to the Charlotte 49ers. Junior Brian Roberts scored 13 of his team-high 18 points in the first half.

The 49ers took advantage of their home court by sinking 52 percent of its three-point attempts and converting 25 of 36 free throws. Charlotte guard Leemire Goldwire scored 24 of his game-high 30 points in a seven-minute-and-fifty-three-second run in which he was six-for-six from three-point range, and connected on all six free throws when he was fouled attempting two more treys.

A red-hot first half by the 49ers hindered the Flyers' chances early. Charlotte led 50-28 at halftime. Dayton got back to within 14 (56-42) with 13:29 to go, but five unanswered 49er points put Charlotte back in the driver's seat.

Scott, connected on five of 12 shots from the floor and two of UD's three-pointers. Roberts made eight free throws, shot four of eight from the floor and hit the other two shots from beyond the arc.

Other than Roberts and Scott, no other Flyer recorded double-figures on the offensive end. UD shot 38% from the floor as a team and hit only four of 17 three-point attempts.

Statistical table for Game #17 showing FG, 3FG, FT, Reb, F, Pts, A, T, B, S, Min for Dayton players, with totals at the bottom.

Statistical table for Game #17 showing FG, 3FG, FT, Reb, F, Pts, A, T, B, S, Min for Charlotte players, with totals at the bottom.

FG%: UD 38.0%, CHA 46.8%, 3FG%: UD 23.5%, CHA 52.4%, FT%: UD 77.3%, CHA 69.4%
Officials: Ray Perone, Sean Hull, Dwayne Gladson
Technical fouls: Dayton Flyers-None. Charlotte 49ers-None.
Attendance: 6,378

Score by Periods table showing 1st, 2nd, and Total scores for Dayton Flyers (28, 31, 59) and Charlotte 49ers (50, 30, 80).

GAME #19
DUQUESNE 93,
DAYTON 89
JANUARY 24, 2007 • PALUMBO CENTER • PITTSBURGH, PA

Despite career-highs of 21 points and nine rebounds from sophomore Charles Little, the Dayton Flyers fell 93-89 to the Duquesne Dukes. Senior Monty Scott added 17 points and seven rebounds, while junior Brian Roberts tallied 20 of his game-high 28 points in the second half.

Leading 87-83 with 2:20 remaining in regulation, turnovers crippled the UD offense. The Flyers committed three of their 25 turnovers in the final two minutes of the second half, allowing Duquesne to take the lead after connecting on 8-of-10 free throw attempts.

Dayton had a chance to tie the contest, but a three-point attempt by Scott missed and the ensuing shot from Roberts was blocked out of bounds. Scott had another opportunity with a runner in the lane, but missed with 2.9 seconds left.

Notably strong the entire season, Dayton's defense unraveled allowing the Dukes to shoot 46 percent from the floor and knock down 11 three-pointers.

Dayton	FG	3FG	FT	Reb	F	Pts	A	T	B	S	Min
01 SCOTT	F 6-12	4-7	1-1	7	0	17	5	3	1	0	30
33 BINNIE	F 3-5	1-3	1-2	3	2	8	3	1	0	0	17
41 HUELSMAN	C 2-3	0-0	0-0	0	3	4	0	0	0	0	12
02 ROBERTS	G 10-18	3-7	5-5	3	3	28	2	6	0	0	38
03 SANDOVAL	G 1-2	1-1	4-4	3	7	7	6	0	2	0	30
14 WARREN	0-1	0-0	0-0	2	1	0	0	2	0	0	5
15 LITTLE	9-12	0-0	3-5	9	5	21	4	4	0	1	27
21 PLUMMER	1-2	0-0	2-2	1	3	4	0	2	1	0	21
32 JOHNSON	0-3	0-1	0-2	1	0	0	1	1	0	0	20
TOTALS	32-58	9-19	16-21	35	20	89	22	25	2	3	200

A late first-half rally by the Flyers gave UD a one-point halftime lead. Xavier opened the second half on a tear with a 12-0 run led by seven points in the first 4:26 by Justin Doellman to take a 54-43 lead. UD closed to within 10 on a jumper from Marcus Johnson at 6:10 remaining, but it would get no closer as the Flyers lost by 17

Duquesne	FG	3FG	FT	Reb	F	Pts	A	T	B	S	Min
20 FAYNE	f 2-5	2-4	0-0	2	2	6	1	1	0	0	19
23 MITCHELL	f 9-16	2-7	4-6	3	1	24	2	2	3	0	23
03 JACKSON	g 1-4	1-2	0-0	1	3	1	2	0	0	0	21
22 TUCKER	g 2-5	1-2	6-6	4	4	11	4	2	0	4	14
30 GROTE	g 4-7	1-3	5-5	3	4	14	3	3	1	2	22
01 JACKSON	2-6	1-4	3-4	1	2	8	2	3	0	1	27
02 ACHARA	3-5	0-1	4-4	6	2	10	1	3	4	1	21
04 SHERWOOD	2-3	0-0	0-0	1	2	4	2	1	0	1	17
31 WOOD	0-4	0-5	0-0	1	1	0	2	0	0	1	16
43 DUTY	3-4	3-3	4-4	0	3	13	1	0	0	1	20
TOTALS	28-61	11-31	26-29	27	22	93	19	17	8	11	200

Dayton	FG	3FG	FT	Reb	F	Pts	A	T	B	S	Min
01 SCOTT	F 4-8	2-5	1-1	5	2	11	4	1	0	0	34
33 BINNIE	F 2-6	2-4	0-0	2	3	6	0	1	0	0	21
41 HUELSMAN	C 1-3	0-0	1-2	1	2	3	0	1	1	0	16
02 ROBERTS	G 4-13	1-5	6-6	4	1	15	4	0	1	0	39
03 SANDOVAL	G 1-4	0-1	0-0	2	4	2	4	3	0	0	15
14 WARREN	1-2	1-1	0-0	0	2	3	4	3	0	0	13
15 LITTLE	-4-7	0-0	0-1	1	4	8	1	0	0	0	20
21 PLUMMER	7-14	0-0	0-0	6	2	14	0	3	0	0	23
32 JOHNSON	2-4	1-1	0-0	0	4	5	1	0	0	1	19
TOTALS	26-61	7-17	8-10	28	25	67	18	12	2	1	200

GAME #21 DAYTON 84, GEORGE WASHINGTON 69 JANUARY 31, 2007 • UD ARENA • DAYTON, OH

A late second-half surge and a career-high 21 points from junior Andres Sandoval propelled homestanding Dayton past George Washington, 84-69. Junior Brian Roberts led all scorers with 23 points as Dayton improved to 13-0 on its home floor.

UD ended the game on a 19-4 run over the final 4:07 to break a 65-65 tie. Sandoval, who shot 6-of-9 from the field, scored 10 of Dayton's final 16 points. He also recorded six rebounds and six assists, while shooting 8-of-9 from the charity stripe.

The Flyers finished 28-of-50 (.560) from the floor after opening 9-of-12. UD cashed in on 10-of-16 three-point tries, led by Roberts who connected on all four of his attempts. Senior Monty Scott and sophomore Charles Little each added 10 points as UD matched its win total from all of last season (14).

FG: UD 55.2%, DUQ 45.9%, 3FG: UD 47.4%, DUQ 35.5%, FT: UD 76.2%, DUQ 89.7%
Officials: Jeff Clark, Joe Demayo, Eric Anderson
Technical fouls: Dayton-None, Duquesne-None.
Attendance: 17,43

Score by Periods	1st	2nd	Total
Dayton	44	45	89
Duquesne	42	51	93

Xavier	FG	3FG	FT	Reb	F	Pts	A	T	B	S	Min
03 CAGE	f 4-5	1-1	4-5	6	4	13	3	1	3	0	5
15 DOELLMAN	f 8-12	2-5	6-8	6	3	24	0	2	4	0	25
33 COLE	f 3-6	0-0	6-7	6	3	12	2	1	1	1	28
24 LAVENDER	g 4-9	1-3	4-4	3	0	13	9	1	0	2	33
24 BURRELL	g 4-11	1-4	5-5	5	0	14	1	2	0	0	35
05 BROWN	1-1	0-0	2-2	4	1	4	0	2	0	0	18
11 RAYMOND	0-0	0-0	0-0	1	0	0	0	0	0	0	10
14 WOLF	0-1	0-1	1-2	0	1	1	1	1	2	9	
31 LOVE	1-2	0-0	0-0	1	3	2	0	1	0	0	7
41 SIMONS	0-0	0-0	0-0	2	0	0	0	1	0	0	0+
45 WAYMIRE	0-0	0-0	0-0	0	0	0	0	0	0	0	0+
TOTALS	25-47	5-14	28-33	34	17	83	16	12	9	5	200

Dayton's win snapped George Washington's five-game win streak.

George Washington	FG	3FG	FT	Reb	F	Pts	A	T	B	S	Min
05 DIGGS	F 7-10	0-0	0-0	7	4	14	1	3	0	1	31
23 KOUNDJIA	F 3-5	1-1	0-0	2	4	7	0	1	0	1	26
42 AKINGBADE	F 4-7	0-0	0-0	8	3	8	1	1	0	1	26
25 ELLIOTT	G 3-13	1-7	1-2	1	2	8	11	3	0	2	39
33 RICE	G 6-16	3-10	4-4	2	2	19	5	1	1	0	36
01 KING	2-5	1-1	0-0	2	1	5	1	0	0	0	17
15 MOORE	3-3	2-2	0-0	0	1	8	1	0	1	0	20
22 HOLLIS	0-1	0-1	0-0	0	2	0	0	1	0	0	5
TOTALS	28-60	8-22	5-6	23	21	69	20	10	2	5	200

GAME #20 XAVIER 83, DAYTON 67 JANUARY 27, 2007 • CINTAS CENTER • CINCINNATI, OH

Visiting Dayton could not overcome a 20-point deficit from the free throw line and a career-high 24 points from Blackburn-McCafferty MVP Justin Doellman in an 83-67 loss at Xavier.

UD made 26 field goals to XU's 25, and collected 30 points off the Flyer bench. However, homestanding Xavier made 28-of-33 (.848) free throws on the day while Dayton went to the line just 10 times, converting eight.

Senior Monty Scott finished with 11 points, five rebounds and four assists for the Flyers. A first-half three-point basket from the right wing made him the 40th member of UD's 1,000-Point Club. Junior Brian Roberts led the Dayton offense with 15 points and four assists while classmate Norman Plummer came off the bench for 14 points on 7-for-14 shooting and a team-high six rebounds.

FG: UD 42.6%, XU 53.2%, 3FG: UD 41.2%, XU 35.7%, FT: UD 80.0%, XU 84.8%
Officials: Paul Fain, John Gwynn, John Hughes
Technical fouls: Dayton-TEAM, Xavier-TEAM.
Attendance: 10,250


Score by Periods	1st	2nd	Total
Dayton	43	24	67
Xavier	42	41	83



Dayton	FG	3FG	FT	Reb	F	Pts	A	T	B	S	Min
01 Scott	f 4-7	2-4	0-0	6	2	10	2	1	2	0	28
33 Binnie	f 2-3	2-3	0-0	2	0	6	0	0	0	0	21
41 Huelsman	f 0-1	0-0	0-0	1	1	0	0	2	0	1	16
02 Roberts	g 6-9	4-4	7-7	3	1	23	2	2	0	0	34
03 Sandoval	g 6-9	1-3	8-9	6	1	21	6	2	0	0	27
14 Warren	0-0	0-0	0-0	0	3	0	3	0	0	0	6
15 Little	5-8	0-0	0-0	4	2	10	1	3	0	1	21
21 Plummer	2-6	0-0	1-2	7	0	5	0	2	1	0	24
32 Johnson	3-7	1-2	2-3	3	3	9	1	3	2	0	23
TOTALS	28-50	10-16	18-21	34	13	84	15	15	5	2	200

FG: UD 56.0%, GW 46.7%, 3FG: UD 62.5%, GW 36.4%, FT: UD 85.7%, GW 83.3%
Officials: Rudy Seneca, Gene Steratore, Kenneth Turner
Technical fouls: George Washington-TEAM 2, Dayton Flyers-None.
Attendance: 11,622

Score by Periods	1st	2nd	Total
George Washington	36	33	69
Dayton Flyers	38	46	84





GAME #22
DAYTON 65,
SAINT JOSEPH'S 71
 FEBRUARY 4, 2007 • ALUMNI MEMORIAL FIELDHOUSE • PHILADELPHIA, PA

Despite 21 bench points, the Flyers fell 71-65 to the Saint Joseph's Hawks. Senior Monty Scott and junior Brian Roberts led the Flyers with 15 points apiece.

UD shot 45 percent (26-for-58), while sinking 8-of-20 from beyond the arc.

Junior Norman Plummer was the only other Flyer in double-figures as he chipped in 13 points to go with four rebounds.

Defensively, Dayton forced 10 turnovers and had three steals, but its 23 fouls (one technical) were costly as the Hawks connected on 18 of their 26 free-throws.

Pat Calathes paced Saint Joe's with 20 points and 10 rebounds for his third-straight double-double. Jawan Carter's 3-pointer with 3:58 remaining gave the Hawks a 61-52 lead. Dayton got no closer than five points for the rest of the game.

Dayton	FG	3FG	FT	Reb	F	Pts	A	T	B	S	Min
01 SCOTT	F	6-8	3-5	0-0	2	5	15	2	0	0	26
33 BINNIE	F	1-2	1-1	0-0	4	2	3	1	2	0	24
41 HUELSMAN	F	2-3	0-0	0-0	3	2	4	0	0	0	13
02 ROBERTS	G	4-17	3-9	4-4	2	3	15	1	1	0	31
03 SANDOVAL	G	3-8	1-5	0-0	4	3	7	4	3	0	32
14 WARREN		1-1	0-0	0-1	0	1	2	1	0	0	6
15 LITTLE		2-7	0-0	0-2	7	2	4	3	3	0	22
21 PLUMMER		6-11	0-0	1-2	4	4	13	1	1	0	22
32 JOHNSON		1-1	0-0	0-0	1	2	0	0	1	1	24
TOTALS		26-58	8-20	5-9	31	23	65	13	10	1	200

Saint Joseph's	FG	3FG	FT	Reb	F	Pts	A	T	B	S	Min
12 CALATHES	F	6-11	0-2	8-8	10	2	20	4	1	1	28
52 FERGUSON	F	6-11	2-4	1-2	6	3	15	3	2	1	39
34 WYKINS	C	7-10	0-0	3-8	4	2	17	1	2	1	36
03 CARTER	G	3-6	1-4	2-2	0	1	9	3	2	0	29
23 WILLIAMSON	G	1-2	0-1	3-4	6	2	5	2	2	0	1
10 RIVERA		2-3	0-1	1-2	1	2	5	0	0	0	23
13 GOVENS		0-4	0-2	0-0	1	0	0	3	1	1	15
32 MOFUMANYA		0-0	0-0	0-0	0	0	0	0	0	0	1
Totals		25-47	3-14	18-26	28	12	71	16	10	4	200

FG%: UD 44.8%, SJU 53.2%, 3FG%: UD 40.0%, SJU 21.4%, FT%: UD 55.6%, SJU 69.2%
 Officials: Bob Donato, Reggie Greenwood, Bryan Kersey
 Technical Fouls: Dayton Flyers-PLUMMER, Norman, Saint Joseph's-None.
 Attendance: 3,103

Score by Periods	1st	2nd	Total
Dayton Flyers	30	35	65
Saint Joseph's	33	38	71

GAME #23
DAYTON 57,
FORDHAM 45
 FEBRUARY 7, 2007 • UD ARENA • DAYTON, OH

Dayton beat the Fordham Rams 57-45 behind an 18-point performance from junior Brian Roberts. Senior Monty Scott and junior Norman Plummer each added 10 points and seven rebounds apiece for the Flyers, who won their 14th straight at home.

Despite the positive outcome on the scoreboard, it certainly wasn't a normal day at the office for the Flyers. With six inches of snow accumulating in the Dayton area in the past 24 hours and a serious traffic accident on I-75 just prior to game time, it seemed as if the Flyers were going to be playing before an empty house.

UD arena was approximately half-full when the starting line-ups were announced, but the Flyer Faithful started to pour in as the game went along. Eventually UD would report an official attendance of 11,853 fans.

Those who braved the snow and dense traffic were rewarded with a tough, physical game. It took eight minutes for the Flyers to score their first 10 points, but as the Flyers chugged along so did the Rams. The end result showed Dayton holding a 34-26 advantage at the half. Things remained quiet until sophomore Charles Little scored on a put-back to send the Dayton lead back into double-digits at 45-35 with 7:51 to go. The lead would remain stagnant from that point as the Flyers would drain the clock the rest of the way.

Fordham	FG	3FG	FT	Reb	F	Pts	A	T	B	S	Min
30 GREEN	F	2-7	0-3	3-3	9	3	7	3	3	1	2
31 OSEI	F	0-1	0-0	0-0	1	0	0	1	0	0	9
42 DUNSTON	F	3-7	0-1	0-0	7	3	6	0	2	1	23
01 STOUT	G	5-10	0-3	2-3	2	3	12	0	2	0	33
14 ANDERSON	G	1-3	0-1	1-1	2	3	3	0	1	0	29
04 TANNER		0-1	0-0	1-4	0	2	1	1	1	0	11
21 BINNIS		0-3	0-2	0-0	1	4	0	0	3	0	22
24 BUTLER		4-9	1-3	0-1	3	2	9	0	1	0	30
50 BETHEL		2-7	0-2	3-4	3	1	7	0	0	0	10
TOTALS		17-48	1-15	10-16	30	21	45	5	14	2	200

Dayton	FG	3FG	FT	Reb	F	Pts	A	T	B	S	Min
01 Scott	F	3-7	1-5	3-4	7	1	10	0	1	1	0
33 Binnie	F	1-3	1-3	0-0	2	0	3	2	0	0	22
41 Huelsman	F	1-3	0-0	0-0	3	4	2	0	1	0	16
02 Roberts	G	6-15	2-5	4-4	1	2	18	3	1	0	37
03 Sandoval	G	1-4	1-2	2-2	5	2	5	1	4	0	11
14 Warren		0-0	0-0	0-0	1	2	0	2	1	0	14
15 Little		4-9	0-0	0-0	5	4	8	0	0	0	17
21 Plummer		4-9	0-0	2-3	7	3	10	0	1	0	25
32 Johnson		0-2	0-1	1-2	3	1	1	0	1	1	26
Total		20-52	5-16	12-15	38	19	57	8	11	1	200

FG%: UD 38.5%, FOR 35.4%, 3FG%: UD 31.3%, FOR 6.7%, FT%: UD 80.0%, FOR 62.5%
 Officials: Ray Perone, Jeff Clark, Larry Sciarrotta
 Technical fouls: Fordham-None, Dayton Flyers-None.
 Attendance: 11,853

Score by Periods	1st	2nd	Total
Fordham	26	19	45
Dayton Flyers	34	23	57



GAME #24 DAYTON 69, ST. BONAVENTURE 62 FEBRUARY 10, 2007 • REILLY CENTER • OLEAN, NY

The Flyers overcame a 14-point first half deficit to earn their first road victory of the season with a 69-62 triumph over the St. Bonaventure Bonnies.

The UD bench outscored the starters 41-28, led by freshman Marcus Johnson with 13 points and eight rebounds. Freshman London Warren poured in a season-high 10 points, while sophomore Charles Little added 10 points. Johnson also was the game's top rebounder, with eight.

The Flyers trailed by as many as 14 (17-3) in the first eight minutes of the game, but cut the deficit to 23-17 at halftime. For the first time all year, Brian Roberts and Monty Scott were both held scoreless in a half.

But in the second half, the Dayton offense started to warm up. The Flyers took the lead for good during a stretch where they made ten straight field goals, including three dunks by Marcus Johnson. The Flyers took their first lead 36-34 after Little connected on another field goal.

The Flyers would go up 50-40 behind another scoring surge, this time a 14-6 run with nine minutes to play. As SBU began fouling to stop the clock, and UD's string of eight straight road losses was about to end, another streak also came to an end. Roberts missed his second free throw attempt of the night, ending his consecutive free throws made string at 34. That tied him with Bobby Joe Hooper's 34 during the 1965-66 season as the second-longest string in Dayton basketball history. Damon Goodwin holds the record of 36 set in 1983-84.

Dayton	FG	3FG	FT	Reb	F	Pts	A	T	B	S	Min
01 SCOTT	F 2-5	2-4	2-4	3	2	8	1	1	1	0	28
33 BINNIE	F 3-5	1-3	0-0	3	1	7	2	1	0	1	24
41 HUELSMAN	C 1-2	0-0	1-2	2	0	3	0	2	0	0	14
02 ROBERTS	G 2-8	1-3	1-2	2	4	6	2	3	0	1	35
03 SANDOVAL	G 2-6	0-2	0-0	2	4	4	2	2	0	0	19
14 WARREN	G 3-6	0-1	4-5	2	4	10	2	0	0	1	13
15 LITTLE	G 5-9	0-0	0-0	3	1	10	0	2	0	1	15
21 PLUMMER	G 3-6	0-0	2-2	4	1	8	1	1	0	0	27
32 JOHNSON	G 5-8	0-1	3-3	8	3	13	1	1	0	1	25
TOTALS	26-55	4-14	13-18	33	20	69	11	13	1	5	200

St. Bonaventure	FG	3FG	FT	Reb	F	Pts	A	T	B	S	Min
05 LEE	F 1-7	0-1	5-6	6	2	7	2	3	1	0	36
25 HAWKINS	F 7-10	4-5	6-6	1	3	24	0	4	0	0	38
02 WILLIAMS	C 3-5	0-0	5-5	6	3	11	0	5	0	1	30
03 DIGGS	G 1-2	1-2	1-2	2	0	4	4	1	0	0	20
10 RELPH	G 2-8	1-4	0-0	4	3	5	2	0	0	3	36
01 FERRETI	G 3-9	0-3	1-2	4	3	7	0	3	0	0	26
24 MORRIS	G 2-4	0-0	0-0	4	1	4	0	0	0	1	14
TOTALS	19-45	6-17	18-21	28	15	62	8	16	1	5	200

FG%: UD 47.3%, SBU 42.2%, 3FG%: UD 28.6%, SBU 35.3%, FT%: UD 72.2%, SBU 85.7%
Officials: Joe DeMayo, Earl Walton, George Harry
Technical Fouls: Dayton-None, St. Bonaventure-None
Attendance: 3,358

Score by Periods	1st	2nd	Total
Dayton	17	52	- 69
St. Bonaventure	23	39	- 62

GAME #25 MASSACHUSETTS 77, DAYTON 67 FEBRUARY 18, 2007 • UD ARENA • DAYTON, OH

A double-double effort from sophomore Charles Little was not enough as the Dayton Flyers were defeated at home for the first time this season by the University of Massachusetts Minutemen 77-69.

Junior guard Brian Roberts added 25 points for the Flyers (19 in the second half), but it was not enough to win a game which was a constant uphill battle for UD. It was a career-high day for Little, however, as the forward matched his career best in points with 21 and set a new personal best in rebounds with 10. It was his first career double-double.

The Flyers never led the Minutemen in the contest and UMass led by as many as 15. Every time the Flyers would creep back, it seemed UMass had an answer. The intensity was high on both sides, but UD's missed opportunities, both on the glass and at the free-throw line, cost them the game. Dayton allowed UMass to record an eye-popping 20 offensive rebounds, while shooting just 46 percent from the free throw line (15-32). The team was out-rebounded 47-35 overall.

It was evident from the onset that the Flyers were going to have their work cut out for them. UMass built a 9-0 lead before a Dayton timeout at the 15:34 mark. Little, who led UD with ten points in the first half, provided UD with its first points out of the timeout. The Minutemen eventually pushed their advantage to 15, 18-3, before the Flyer offense got untracked.

UMass' Rashawn Freeman scored the first points of the second half on a put-back and Forbes added a three for the Minutemen as they raced ahead 36-25 to start the second half. UMass would take an eight point lead into a media timeout at 12:15. After the timeout, UMass built their commanding lead back to 12 points.

UMass began to whittle down the clock, however, as the Flyers could never quite crack the two-point barrier on the scoreboard.

The Minutemen built their lead back to thirteen points at 62-49 before Roberts hit a pair of free throws and a three to make it 64-54 with about four minutes to play. Roberts added another three to make it 64-57, causing UMass to call timeout at the 3:28 mark. It looked, once again, like the Flyers were poised for a comeback.

Little drove to the lane to cut the lead to five with 2:30 to go and UD Arena came to their feet. The next two minutes, however, would silence the crowd and bring the game to an end. Two more free throws made it 70-59 and the writing was on the wall for the Flyers. UD added ten points down the stretch, but it was to no avail as the final score read 77-69.

UMass	FG	3FG	FT	Reb	F	Pts	A	T	B	S	Min
03 FORBES	F 8-16	4-7	3-6	5	1	23	4	2	0	0	37
13 LASME	F 6-12	0-0	2-5	12	4	14	0	1	5	0	36
01 FREEMAN	C 5-10	0-0	5-5	12	4	15	0	2	0	1	25
14 LOWE	G 1-4	1-2	3-6	4	2	6	5	3	1	0	28
34 LIFE	G 2-8	1-6	4-4	1	3	9	0	0	0	2	28
02 THOMAS	0-2	0-1	0-0	1	1	0	0	0	0	0	3
05 HARRIS	0-4	0-2	0-0	2	2	0	0	0	0	0	12
10 HAYDEN	1-2	1-1	1-2	1	1	4	2	0	0	0	10
20 MULLIGAN	3-5	0-0	0-1	8	2	6	1	2	0	1	20
31 BONNER	0-0	0-0	0-0	0	0	0	0	0	0	0	1
TOTALS	26-63	7-19	18-29	47	20	77	12	10	6	4	200

Dayton	FG	3FG	FT	Reb	F	Pts	A	T	B	S	Min
01 SCOTT	F 1-3	1-3	0-0	4	4	3	0	0	2	0	19
33 BINNIE	F 1-3	1-3	0-0	0	3	3	0	2	0	0	15
41 HUELSMAN	F 0-0	0-0	1-3	6	2	1	0	1	0	0	16
02 ROBERTS	G 7-12	6-8	5-6	2	2	25	3	0	0	0	40
03 SANDOVAL	G 2-7	2-5	0-3	3	2	6	2	2	0	0	27
14 WARREN	G 2-3	0-0	0-0	3	4	4	4	2	0	1	25
15 LITTLE	10-18	0-0	1-4	10	3	21	3	3	2	0	31
21 PLUMMER	3-11	0-0	0-2	5	3	6	1	1	0	0	22
32 JOHNSON	0-1	0-0	0-0	1	1	0	0	0	0	0	5
TOTALS	26-58	10-19	7-18	35	24	69	13	12	6	1	200

FG%: UD 44.8%, UMass 41.3%, 3FG%: UD 52.6%, UMass 36.8%, FT%: UD 38.9%, UMass 62.1%
Officials: Bryan Kersey, Gene Sleratore, Mike Lodes
Technical Fouls: Massachusetts-None, Dayton Flyers-None
Attendance: 13,213

Score by Periods	1st	2nd	Total
Massachusetts	31	46	- 77
Dayton Flyers	25	44	- 69



GAME #26 SAINT LOUIS 66, DAYTON 56 FEBRUARY 21, 2007 • SCOTTRADE CENTER • ST. LOUIS, MO

Sophomore Charles Little scored a career high-23 points and corralled six rebounds as the Dayton Flyers lost 66-56 to the Saint Louis Billikens. Junior Brian Roberts added 13 points, while classmate Jimmy Binnie enjoyed a solid performance with nine points and nine rebounds.

Freshman London Warren continued his strong play dishing out a season high six assists to go with five points.

Things looked good early. UD hit five of its first six field goals to jump out to an 11-4 lead in the opening minutes. But the Billikens would counter with a 16-2 run in the following six minutes to take a 20-13 advantage.

Using their defense to spur the offense, junior Norman Plummer and Little would connect on back-to-back jumpers to cut the Saint Louis lead to three. The Flyers were also able to force four steals in a five minute span.

After Dayton cut the Billikens lead to 25-22, Saint Louis went on a 7-2 run to close out the half and lead 32-24.

But in the second half, the Flyer offense picked up the pace opening with an 8-4 run thanks to two buckets by Little, a Warren lay-up and a jumper from Roberts.

The Flyers didn't shoot their first free throw until 7:20 remaining in the second half. Roberts connected on both attempts to cut the deficit to 47-42. However, Saint Louis went on a 4-0 run to go up by nine to force a Dayton timeout.

After a Roberts three-pointer cut the Billikens' lead to 51-45 with less than five minutes left, Saint Louis added another shot from beyond the arc to go up by nine with 3:47 to play.

The Flyers rallied to cut the deficit to eight with less than two minutes to go, but the Billikens connected on 9 of 10 free throws down the stretch to seal the win.

Dayton	FG	3FG	FT	Reb	F	Pts	A	T	B	S	Min
15 LITTLE	F 11-16	0-0	1-2	6	1	23	2	2	1	0	32
33 BINNIE	F 3-9	3-8	0-0	9	1	9	3	1	0	1	28
41 HUELSMAN	C 2-3	0-0	0-0	2	4	4	0	0	0	0	19
02 ROBERTS	G 5-14	1-8	2-2	1	3	13	1	2	0	0	38
14 WARREN	G 2-6	1-2	0-0	2	2	5	6	2	0	1	27
03 SANDOVAL	0-3	0-0	2-2	1	0	0	1	0	1	12	
05 STAFFORD	0-0	0-0	0-0	0	1	0	0	1	0	0	2
21 PLUMMER	1-7	0-0	0-0	2	4	2	0	0	0	0	26
32 JOHNSON	0-5	0-1	0-0	3	1	0	2	0	0	1	16
TOTALS	24-63	5-21	3-4	34	18	56	14	9	1	4	200

Saint Louis	FG	3FG	FT	Reb	F	Pts	A	T	B	S	Min
32 MEYER	F 4-9	0-2	0-0	4	1	8	1	0	0	0	29
15 VOUYOUKAS	C 5-9	0-1	2-3	7	2	12	0	3	1	0	25
00 POLK	G 2-5	1-3	1-2	2	2	6	2	2	0	1	29
23 LISCH	G 5-8	4-6	6-8	1	3	22	4	1	2	1	31
25 LUDDELL	G 4-9	1-3	2-2	3	0	11	6	1	0	0	36
01 BROWN	1-5	1-1	0-0	4	2	3	3	2	1	1	24
23 JOHNSON	1-1	0-0	0-0	3	0	2	0	0	0	0	11
44 HUSAK	1-1	0-0	0-0	4	0	2	0	0	2	0	15
TOTALS	23-47	7-16	13-15	31	10	66	16	9	6	3	200

FG%: UD 38.1%, SLU 48.9%, 3FG%: UD 23.8%, SLU 43.8%, FT%: UD 75.0%, SLU 86.7%
Officials: Duke Edsall, Brian O'Connell, James Breeding
Technical Fouls: Dayton-None, Saint Louis-None
Attendance: 8,847

Score by Periods	1st	2nd	Total
Dayton	24	32	- 56
Saint Louis	32	34	- 66

2006-2007 REVIEW

2007 DAYTON BASKETBALL

GAME #27
XAVIER 75,
DAYTON 67
 FEBRUARY 24, 2007 • UD ARENA • DAYTON, OH

Dayton sophomore forward Charles Little had five dunks, but Xavier junior guard Drew Lavender answered with five three-pointers and that, as much as anything decided the ownership of the Blackburn/McCafferty Trophy and its accompanying MVP trophy as the Musketeers defeated UD 75-67 at UD Arena.

A sellout crowd of 13,435 saw Little have his second double-double the last three games. He tallied a career-high 28 points to go with 10 rebounds.

Lavender led Xavier with 27 points on 7-of-10 shooting from the floor, 5-of-7 from beyond the arc and connected on all eight free throw attempts. He made his first five three-point attempts and was named the game's Blackburn/McCafferty MVP.

Junior Brian Roberts added 14 points and three rebounds for Dayton, while junior teammate Andres Sandoval scored eight of his 10 points in a 45-second span


Xavier	FG	3FG	FT	Reb	F	Pts	A	T	B	S	Min
03 CAGE	F 2-5	1-2	2-3	4	3	7	1	1	0	1	30
15 DOELLMAN	F 4-11	1-5	2-2	5	4	11	1	2	1	0	26
33 COLE	F 3-4	0-0	2-2	6	1	8	0	3	0	1	28
24 LAVENDER	G 7-10	5-7	8-8	2	2	27	2	3	0	1	35
34 BURRELL	G 3-10	2-6	2-2	5	2	10	4	5	0	0	38
01 DUNCAN	2-3	1-2	0-0	1	0	5	0	1	0	0	9
05 BROWN	2-2	0-0	0-0	1	2	4	0	1	0	0	14
11 RAYMOND	1-1	1-1	0-0	0	2	3	2	0	0	0	12
14 WOLF	0-1	0-1	0-0	0	0	0	3	0	0	0	5
31 LOVE	0-0	0-0	0-0	1	1	0	0	1	0	0	3
TOTALS	24-47	11-24	16-17	27	17	75	13	17	2	3	2

Dayton	FG	3FG	FT	Reb	F	Pts	A	T	B	S	Min
15 Little	f 10-19	0-0	8-12	10	2	28	0	1	0	1	34
33 Binnie	f 1-5	1-3	2-2	3	1	5	1	1	0	1	25
41 Huebsman	f 1-2	0-0	0-0	4	1	2	0	0	0	0	20
02 Roberts	g 5-13	1-5	3-3	3	2	14	2	2	0	1	38
14 Warren	g 1-3	0-0	0-0	5	2	2	4	7	0	1	24
03 Sandoval	4-4	1-1	1-1	1	5	10	0	2	0	1	21
21 Plummer	1-4	0-0	0-0	3	3	2	0	2	0	0	20
32 Johnson	2-6	0-0	0-0	0	2	4	0	0	1	1	18
TOTALS	25-56	3-9	14-18	29	18	67	7	15	1	6	200

FG%: UD 44.6%, XU 51.1%, 3FG%: UD 33.3%, XU 45.8%, FT%: UD 77.8%, XU 94.1%
 Officials: Ken Clark, Kevin Ferguson, Frank Scoglietta
 Technical fouls: Xavier-None. Dayton Flyers-None.

Score by Periods	1st	2nd	Total
Xavier	36	39	- 75
Dayton Flyers	29	38	- 67

Saint Louis	FG	3FG	FT	Reb	F	Pts	A	T	B	S	Min
32 MEYER	F 4-11	1-2	2-2	14	2	11	2	1	0	0	46
15 VOYOUKAS	C 12-20	0-1	4-6	11	1	28	2	3	0	0	41
00 POLK	G 0-2	0-1	0-0	1	5	0	2	0	0	0	28
21 LISCH	G 6-16	2-9	1-2	4	4	15	2	3	0	0	41
25 LODDLELL	G 3-9	0-1	0-0	5	1	6	5	3	0	0	45
01 BROWN	2-4	0-1	0-0	8	1	4	1	1	0	0	36
23 JOHNSON	0-1	0-0	0-0	1	1	0	0	0	0	0	4
44 HUSAK	0-1	0-0	0-0	1	1	0	0	1	1	0	9
TOTALS	27-64	3-15	7-10	45	16	64	14	12	1	0	250





**GAME #28
DAYTON 73,
TEMPLE 65**
FEBRUARY 28, 2007 • LIACOURAS CENTER • PHILADELPHIA, PA

Norman Plummer's 20 points led a balanced Dayton attack to lift the Flyers over Temple 73-65. Brian Roberts (13 points) and Marcus Johnson (11) joined Plummer in double figures, and Charles Little, Andres Sandoval and London Warren had nine points apiece.

Plummer's season-high 20 points included a perfect eight-for-eight from the line. Plummer paced an 84% night at the line (21-24) for UD.

The Flyers out-rebounded the Owls 43-35, led by Little grabbing a career-high 16 boards. The Dayton D held Temple to just 38.7% shooting from the floor.

The Flyers never trailed in the game, and opened the scoring with an alley-oop dunk from Roberts to Little. After Temple tied it 2-2, Little made one of two free throws give Dayton the lead for good.

The Flyers closed out the first half with a 5-0 run to lead 31-21 at the break. Temple scored a tray to open the second-half scoring, but UD responded and pushed its leading margin to 17 (48-31) with 11:46 to go in the game. The Owls would not go away, however, and the Flyers lead dwindled to six (64-58) with 1:23 left. Eight straight free throws - four by Plummer, two by Johnson and two by Sandoval - restored Dayton's lead to double figures.

A Temple three-pointer with 12 seconds left, and a Sandoval free throw with eight ticks remaining brought the final score to 73-65.

Dayton	FG	3FG	FT	Reb	F	Pts	A	T	B	S	Min
15 LITTLE	F	2-14	0-2	5-8	16	2	9	1	1	0	33
33 BINNIE	F	0-4	0-2	0-0	7	1	0	1	2	0	21
41 HUELSMAN	C	0-3	0-0	0-0	2	2	0	0	2	0	10
02 ROBERTS	G	5-9	3-5	2-2	2	0	15	4	3	2	38
14 WARREN	G	4-5	1-1	0-0	3	3	9	3	1	0	17
03 SANDOVAL	G	2-6	1-5	4-5	2	4	9	2	1	0	25
21 PLUMMER	G	6-9	0-0	8-8	4	1	20	0	3	0	26
32 JOHNSON	G	4-7	1-1	2-2	6	2	11	2	1	2	30
TOTALS		23-57	7-16	21-25	43	15	73	13	15	5	200

Temple	FG	3FG	FT	Reb	F	Pts	A	T	B	S	Min
04 DACCOS	F	1-4	0-1	0-0	7	4	2	0	0	0	32
13 TYNDALE	F	7-14	1-5	4-7	9	4	19	4	4	0	40
14 LANDRY	C	1-2	0-0	0-0	6	1	2	0	0	1	14
03 SAUSBERY	G	6-17	2-8	0-1	2	4	14	5	2	0	32
22 CHRISTMAS	G	5-15	2-8	6-8	6	2	18	1	3	0	38
01 CLARK	G	1-2	1-2	0-0	0	1	3	3	2	0	16
02 HARRIS	G	2-5	1-2	0-0	0	2	5	0	1	0	18
15 STONE	G	1-3	0-1	0-0	1	2	0	1	0	2	10
TOTALS		24-62	7-27	10-16	35	19	65	13	14	1	200

FG%: UD 40.4%, TEM 38.7%, 3FG%: UD 37.5%, TEM 25.9%, FT%: UD 84.0%, TEM 62.5%
Officials: Mike Eades, William Bush, John Gwynn
Technical fouls: Dayton-None. Temple-None.
Attendance: 3,414

Score by Periods	1st	2nd	Total
Dayton	31	42	73
Temple	21	44	65

**GAME #29
DAYTON 65,
SAINT LOUIS 64 (2OT)**
MARCH 3, 2007 • UD ARENA • DAYTON, OH

The Dayton Flyers pulled off a thrilling 65-64 double-overtime win on senior night at UD Arena behind 16 points from junior Brian Roberts. Junior Andres Sandoval and sophomore Charles Little each chipped in 14 points.

The win guaranteed the Flyers the No. 8 seed and a matchup with the Charlotte 49ers in the Atlantic 10 Men's Basketball Championship from Atlantic City, N.J.

Before the Flyers could punch their ticket to New Jersey, however, junior Norman Plummer had to convert two nerve-wracking free throws with 1.6 seconds to go in regulation. With the sold-out UD Arena crowd hushed and on its feet, Plummer sank both foul shots to tie the game at 47-47. It was the first overtime game this season for each squad.

Saint Louis senior Ian Vouyoukas led all scorers with 28, but Dayton held a 26-4 advantage in bench scoring. The Flyers also held a 14-6 edge in points off turnovers.

It was a memorable last home game for graduating seniors Nick Stafford and Monty Scott. Scott, who will miss the remainder of the season following knee surgery, finished his career 36th all-time in points as a Flyer with 1,054. He is also tied for sixth in career three-point field goals with 158.

Dayton	FG	3FG	FT	Reb	F	Pts	A	T	B	S	Min
15 Little	F	7-17	0-0	0-1	6	3	14	0	1	1	2
33 Binnie	F	1-6	0-4	0-0	4	0	2	0	1	0	18
41 Huelsman	F	1-2	0-0	0-0	3	2	2	0	0	1	25
02 Roberts	G	4-7	2-4	6-7	5	1	16	2	0	0	41
14 Warren	G	2-7	0-1	1-2	4	3	5	2	2	0	27
03 Sandoval	G	5-13	4-6	0-2	6	1	14	0	0	1	36
21 Plummer	G	3-8	0-0	2-2	6	3	8	0	0	0	28
32 Johnson	G	2-7	0-0	0-0	5	2	4	0	0	0	38
TOTALS		25-67	6-15	9-14	40	15	65	8	5	2	250

FG%: UD 37.3%, SLU 42.2%, 3FG%: UD 40.0%, SLU 20.0%, FT%: UD 64.3%, SLU 70.0%
Officials: Jeff Clark, Gary Prager, Todd Williams
Technical fouls: Saint Louis-None. Dayton Flyers-None.
Attendance: 13,435

Saint Louis	FG	3FG	FT	Reb	F	Pts	A	T	B	S	Min
32 Meyer	F	4-11	1-2	2-2	7	7	14	2	1	0	46
15 Vouyoukas	C	12-20	0-1	4-6	4	7	11	2	3	0	41
00 Polk	G	0-2	0-1	0-0	0	1	1	2	0	1	28
21 Lisch	G	6-16	2-9	1-2	0	4	4	2	3	0	41
25 Liddell	G	3-9	0-1	0-0	0	5	5	3	3	0	45
01 Brown	G	2-4	0-1	0-0	1	7	8	1	1	0	36
23 Johnson	G	0-1	0-0	0-0	0	1	1	0	0	0	4
44 Huszak	G	0-1	0-0	0-0	0	1	1	0	1	1	9
TOTALS		27-64	3-15	3-15	12	16	64	14	12	1	250

FG%: UD 37.3%, SLU 42.2%, 3FG%: UD 40.0%, SLU 20.0%, FT%: UD 64.3%, SLU 70.0%
Officials: Jeff Clark, Gary Prager, Todd Williams
Technical fouls: Saint Louis-None. Dayton Flyers-None.
Attendance: 13,435

Score by Periods	1st	2nd	OT	OT2	Total
Saint Louis	27	20	9	8	64
Dayton Flyers	20	27	9	9	65

**GAME #30
DAYTON 81,
CHARLOTTE 63**
MARCH 7, 2007 • ATLANTIC CITY, NJ • ATLANTIC 10 CHAMPIONSHIP • OPENING ROUND

Maybe it was the white uniforms, or a chance to face the Xavier Musketeers one more time, but the Dayton Flyers looked comfortable in Atlantic City.

Led by a game-high 24 points from junior Brian Roberts and a career high eight assists by freshman London Warren, the Flyers upended the Charlotte 49ers 81-63 in the opening round of the Atlantic 10 Men's Basketball Championship.

Playing as the higher seed and wearing their home white uniforms, the Flyers used an 18-7 second half run in a six minute span to pull away from Charlotte and improve to 19-11 overall. The 53 second half points were also a season high for the Flyers who have won three in a row. Dayton sophomore Charles Little added 12 points and eight rebounds, while junior Norman Plummer added eight boards as well along with 10 points off the bench.

Trailing 35-28 at halftime, the Flyers opened up with a 7-2 spurt to cut the deficit to 37-35 with 18:14 to go.

Charlotte extended the lead to five before Warren changed the tempo of the second half with a block thanks to some great hustle. As Alexander was driving in for a lay-up, Warren flew in from the right side and pinned the shot along the backboard.

That sparked the Flyer offense as freshman Marcus Johnson knocked down a three-pointer and Roberts connected on a lay-up to give UD its first lead since early in the first half at 47-45. Charlotte regained the lead briefly 50-48 after another three-point bucket by Goldwire. The Flyers answered with a 16-4 run to go up by 11 with 6:04 to play.

But things started to look bleak for the Flyers. Johnson would leave the game with a lower body injury with less than six minutes remaining and Sandoval would foul out of the game a minute later.

With Charlotte down by eight, Roberts would extend the Dayton lead back to 10 with two free throws. Freshman Kurt Huelsman then forced an offensive foul on the following possession. Charlotte would chip away once again with a field goal with just over four minutes to play. But once again, Roberts calmly knocked down a pair of free throws to keep the Dayton advantage at 10 with a 67-57 lead.

The Flyers would hold on by drawing offensive fouls, converting on free throws late and successfully breaking the Charlotte full-court press.

Huelsman finished the game with four points and two rebounds, but played strong defense for UD. Junior Jimmy Binnie knocked down four three-pointers to finish with 12 points.

Charlotte	FG	3FG	FT	Reb	F	Pts	A	T	B	S	Min
01 DRAYTON	F	4-10	0-2	4-7	5	3	12	2	1	1	37
15 ALEXANDER	F	5-19	2-9	2-2	6	3	14	0	1	0	36
00 COLEMAN	C	1-3	0-0	0-0	5	3	2	1	1	1	20
12 GOLDWIRE	G	7-16	6-14	3-3	2	4	23	2	2	0	35
24 WILLIAMS	G	0-3	0-2	1-2	1	5	1	6	3	0	25
02 WILLIAMS	G	1-2	0-0	0-0	1	1	2	1	0	1	13
11 ANDERSEN	G	0-0	0-0	2-2	0	1	2	0	0	0	7
40 JAMISON	G	3-4	0-0	1-3	6	3	7	1	0	1	27
TOTALS		21-57	8-27	13-19	30	23	63	13	8	4	200

Dayton	FG	3FG	FT	Reb	F	Pts	A	T	B	S	Min
15 Little	F	3-6	0-0	6-6	8	2	12	2	1	0	33
33 Binnie	F	4-7	4-6	0-0	2	2	12	1	0	0	19
41 Huelsman	F	2-3	0-0	0-2	2	4	4	1	1	1	16
02 Roberts	G	7-10	4-5	6-7	1	1	24	1	3	0	33
14 Warren	G	1-2	0-0	4-4	1	3	6	8	1	1	24
03 Sandoval	G	2-4	2-3	0-0	2	5	6	1	1	0	21
05 Stafford	G	0-0	0-0	0-0	0	0	0	0	0	0	1
21 Plummer	G	4-6	0-0	2-4	8	5	10	0	2	0	27
24 Hendrick	G	0-0	0-0	0-0	0	1	0	0	0	0	1
25 Hogan	G	0-0	0-0	0-0	0	0	0	0	0	0	1
30 Fox	G	0-0	0-0	0-0	0	0	0	0	0	0	1
32 Johnson	G	1-5	1-3	4-4	5	2	7	2	2	0	23
TOTALS		24-43	11-17	22-27	32	25	81	16	11	2	201

FG%: UD 55.8%, CHA 36.8%, 3FG%: UD 64.7%, CHA 29.6%, FT%: UD 81.5%, CHA 68.4%
Officials: D.J. Carlstenson, James Breeding, Mike Eades
Technical fouls: Charlotte-None. Dayton Flyers-None.
Attendance: 44,066

Score by Periods	1st	2nd	Total
Charlotte	35	28	63
Dayton Flyers	28	53	81

**GAME #31
XAVIER 72,
DAYTON 51**
MARCH 8, 2007 • ATLANTIC CITY, NJ • ATLANTIC 10 CHAMPIONSHIP • QUARTERFINALS

A 22-point, three-assist performance from junior Brian Roberts couldn't stop the hot shooting Xavier Musketeers in a 72-51 loss in the quarterfinals of the Atlantic 10 Men's Basketball Championship.

The difference in the game for the Flyers was an eight-minute scoring drought in the first half. Xavier went on a 16-2 run to go up 24-19 with less than three minutes remaining. During that stretch the Flyers were held to 0-of-9 shooting from the floor.

That scoring drought was the longest of the year for Dayton whose previous season high was a six and a half minute stretch at Saint Louis.

Dayton was limited on the offensive end with senior Monty Scott and freshman Marcus Johnson out with injuries. UD shot 43 percent from the floor and hit only 5-of-17 three-point attempts. Meanwhile, Xavier knocked down 51 percent of its shots from the floor and shot 41 percent from beyond the arc.

In a physical first half by both teams, the Flyers started off hot, but faded toward the end. UD hit three of their first four shots from beyond the arc to take an early 11-6 lead.

The Musketeers opened the second half with a 10-2 run to go up 43-29 with 17:27 remaining. Although Dayton would chip away and cut the deficit to 10, Xavier would increase its lead to 18 up 52-34 with less than 12 minutes to play.

UD answered with an 8-0 run thanks to two buckets by Little and Roberts to cut the Xavier lead to 52-42.

Yet Dayton could get no closer as Xavier pushed their lead to 61-46 with 6:28 remaining. The Musketeers eventually would push their advantage to 19 with less than two minutes to play.

Dayton	FG	3FG	FT	Reb	F	Pts	A	T	B	S	Min
15 LITTLE	F	5-8	0-0	1-2	4	2	11	2	3	0	31
33 BINNIE	F	2-7	1-6	0-0	3	1	5	4	1	0	37
41 HUELSMAN	F	2-2	0-0	0-1	4	1	4	0	3	0	24
02 ROBERTS	G	9-18	3-7	1-2	0	2	22	3	2	0	36
14 WARREN	G	2-4	0-0	0-0	3	5	4	2	3	0	21
03 SANDOVAL	G	1-6	1-4	0-0	4	3	3	0	1	0	24
21 PLUMMER	G	1-6	0-0	2-3	2	1	2	1	1	1	27
TOTALS		22-51	5-17	2-5	25	17	51	12	15	1	200

Xavier	FG	3FG</
--------	----	-------



2006-2007 REVIEW

2007 DAYTON BASKETBALL

CHAMPIONSHIP RESULTS

BOARDWALK HALL, ATLANTIC CITY, NJ



March 7 - Opening Round

Dayton 81, Charlotte 63
Fordham 63, Richmond 61
Saint Louis 78, Duquesne 77
Saint Joseph's 66, Temple 62

March 8 - Quarterfinals

Xavier 72, Dayton 51
Rhode Island 73, Fordham 69
Saint Louis 74, Massachusetts 71 (OT)
George Washington 58, Saint Joseph's 48

March 9 - Semifinals

Rhode Island 79, Xavier 71
George Washington 60, Saint Louis 40

March 10 - Final

George Washington 78, Rhode Island 69

ALL-CONFERENCE AWARDS

Player of the Year: **Stephane Lasme, UMASS**
Rookie of the Year: **Robert Mitchell, DUQ**
Defensive Player of the Year: **Stephane Lasme, UMASS**
Chris Daniels Most Improved Player of the Year: **Dionte Christmas, TEM**
Sixth Man of the Year: **Charles Little, UD**
Student-Athlete of the Year: **Kieran Acharya, DUQ**
Coach of the Year: **Jim Baron, URI**

FIRST TEAM

Name	Cl.	Pos.
Will Daniels, URI	Jr.	F
Justin Doolman, XU	Sr.	F
Rashawn Freeman, UMASS	Sr.	C/F
Stephane Lasme, UMASS	Sr.	F
Ahmad Nwires, SJU	So.	F

SECOND TEAM

Name	Cl.	Pos.
Bryant Dunston, FOR	Jr.	F
Dionte Christmas, TEM	So.	G/F
Drew Lavender, XU	Jr.	G
Tommie Liddell, SJU	So.	G
Brian Roberts, UD	Jr.	G

THIRD TEAM

Name	Cl.	Pos.
De Angelo Alexander, CIA	Sr.	G
Stanley Burrell, XU	Jr.	G
Pat Calathes, SJU	Jr.	G/F
Carl Elliott, GW	Sr.	G
Maureece Rice, GW	Jr.	G

HONORABLE MENTION

Name	Cl.	Pos.
Jimmy Baron, URI	So.	G
Nevin Lisch, SJU	So.	G
Marcus Stout, FOR	Jr.	G
Mark Tyndale, TEM	Jr.	G

ALL-ROOKIE TEAM

Name	Cl.	Pos.
Derrick Brown, XU	Fr.	F
Jason Carter, SJU	Fr.	G
Dan Geriot, RICH	Fr.	F/C
Rodney Green, LAS	Fr.	G
Damian Hollis, GW	Fr.	F
Robert Mitchell, DUQ	Fr.	F

ALL-DEFENSIVE TEAM

Name	Cl.	Pos.
Kieran Acharya, DUQ	Jr.	F/C
Justin Gage, XU	Sr.	F
Carl Elliott, GW	Sr.	G
Stephane Lasme, UMASS	Sr.	F
Nevin Lisch, SJU	So.	G

ALL-ACADEMIC TEAM

Name	Cl.	Pos.
Kieran Acharya, DUQ	Jr.	F/C
Jimmy Baron, URI	So.	G
Drew Crank, RICH	Jr.	C
Luke Meyer, SJU	Jr.	G
Peter Thomas, RICH	Sr.	F

ALL-CHAMPIONSHIP TEAM

Name	Cl.	Pos.
Will Daniels, URI	Jr.	F
Carl Elliott, GW	Sr.	G
Drew Lavender, XU	Jr.	G
Maureece Rice, GW	Jr.	G
Kahiem Seungright, URI	So.	F

FINAL STANDINGS

Rank	Atlantic 10				Overall			Postseason
	W-L	Pct.	W-L	Pct.	Home	Away	Neu.	Tourney
1. Xavier	13-3	81.3	25-9	73.5	14-1	5-5	6-3	NCAA (1-1)
Massachusetts	13-3	81.3	24-9	72.7	12-2	9-6	3-1	NIT (1-1)
3. George Washington	11-5	68.8	23-9	71.9	12-1	6-5	5-3	
4. Rhode Island	10-6	62.5	19-14	57.6	11-4	5-8	3-2	
Fordham	10-6	62.5	18-12	60.0	11-3	6-7	1-2	
6. Saint Joseph's	9-7	56.3	18-14	56.3	10-4	5-7	3-3	
7. Saint Louis	8-8	50.0	20-13	60.6	13-2	3-10	4-1	
Dayton	8-8	50.0	19-12	61.3	15-2	2-9	2-1	
9. Charlotte	7-9	43.8	14-16	46.7	10-4	2-10	2-2	
10. Duquesne	6-10	37.5	10-19	34.5	15-9	5-9	0-1	
Temple	6-10	37.5	12-18	40.0	9-5	3-11	0-2	
12. Richmond	4-12	25.0	8-22	26.7	6-10	2-11	0-0	
St. Bonaventure	4-12	25.0	7-22	24.1	3-11	3-10	1-1	
14. La Salle	3-13	18.8	10-20	33.3	6-12	3-7	1-1	

FINAL TEAM STATISTICS

SCORING OFFENSE

Rank	G	Pts	Avg/G
1. Duquesne	29	2721	78.3
2. Massachusetts	33	2551	77.3
3. Xavier	34	2595	76.3
4. Rhode Island	33	2511	76.1
5. Temple	30	2251	75.0
6. La Salle	30	2150	71.7
7. George Washington	32	2247	70.2
8. Charlotte	30	2101	70.0
9. Saint Joseph's	32	2162	67.6
10. St. Bonaventure	29	1957	67.5
11. Dayton	31	2075	66.9
12. Saint Louis	33	2178	66.0
13. Fordham	30	1964	65.5
14. Richmond	30	1817	60.6

SCORING DEFENSE

Rank	G	Pts	Avg/G
1. Fordham	30	1925	64.2
2. Saint Joseph's	32	2061	64.4
3. George Washington	32	2067	64.6
4. Saint Louis	33	2147	65.1
5. Xavier	34	2228	65.5
6. Dayton	31	2051	66.2
7. Richmond	30	2046	68.2
8. Massachusetts	33	2270	68.8
9. Charlotte	30	2151	71.7
10. Temple	30	2222	74.1
11. La Salle	30	2241	74.7
12. Rhode Island	33	2507	76.0
13. St. Bonaventure	29	2261	78.0
14. Duquesne	29	2450	84.5

SCORING MARGIN

Rank	G	Off	Def	Margin
1. Xavier	34	76.3	65.5	+10.8
2. Massachusetts	33	77.3	68.8	+8.5
3. George Washington	32	70.2	64.6	+5.6
4. Saint Joseph's	32	67.6	64.4	+3.2
5. Fordham	30	65.5	64.2	+1.3
6. Temple	30	75.0	74.1	+1.0
7. Saint Louis	33	66.0	65.1	+0.9
8. Dayton	31	66.9	66.2	+0.8
9. Rhode Island	33	76.1	76.0	+0.1
10. Charlotte	30	70.0	71.7	-1.7
11. La Salle	30	71.7	74.7	-3.0
12. Duquesne	29	78.3	84.5	-6.2
13. Richmond	30	60.6	68.2	-7.6
14. St. Bonaventure	29	67.5	78.0	-10.5

FIELD GOAL PERCENTAGE

Rank	G	FTM	FIA	Pct
1. Massachusetts	33	926	1941	47.7
2. Xavier	34	849	1784	47.6
3. Saint Joseph's	32	751	1620	46.4
4. Temple	30	785	1708	46.0
5. Rhode Island	33	864	1885	45.8
6. La Salle	30	771	1683	45.8
7. George Washington	32	824	1799	45.8
8. Saint Louis	33	776	1699	45.7
9. Richmond	30	655	1443	45.4
10. Dayton	31	737	1654	44.6
11. Duquesne	29	805	1833	43.9
12. Fordham	30	679	1556	43.6
13. St. Bonaventure	29	668	1621	41.2
14. Charlotte	30	700	1736	40.3

FIELD GOAL PERCENTAGE DEFENSE

Rank	G	FTM	FIA	Pct
1. Saint Louis	33	771	1905	40.5
2. Massachusetts	33	784	1935	40.5
3. George Washington	32	693	1678	41.3

Rank	G	FTM	FIA	Pct
4. Xavier	34	826	1917	43.1
5. Fordham	30	677	1566	43.2
6. Dayton	31	711	1642	43.3
7. Saint Joseph's	32	725	1643	44.1
8. Temple	30	756	1712	44.2
9. Rhode Island	33	905	1993	45.4
10. La Salle	30	782	1706	45.8
11. Charlotte	30	731	1583	46.2
12. Richmond	30	668	1408	47.4
13. St. Bonaventure	29	838	1721	48.7
14. Duquesne	29	881	1736	50.7

3 POINT FIELD GOAL PERCENTAGE

Rank	G	FTM	FIA	Pct
1. Rhode Island	33	248	635	39.1
2. Xavier	34	269	689	39.0
3. Dayton	31	196	515	38.1
4. Saint Joseph's	32	175	467	37.5
5. George Washington	32	171	465	36.8
6. Temple	30	243	662	36.7
7. Saint Louis	33	189	515	36.7
8. Fordham	30	188	526	35.7
9. La Salle	30	163	461	35.4
10. Richmond	30	206	589	35.0
11. Massachusetts	33	197	577	34.1
12. St. Bonaventure	29	191	568	33.6
13. Charlotte	30	261	786	33.2
14. Duquesne	29	239	722	33.1

FREE THROW PERCENTAGE

Rank	G	FTM	FTA	Pct
1. Duquesne	29	422	568	74.3
2. Xavier	34	628	847	74.1
3. Saint Louis	33	437	603	72.5
4. Saint Joseph's	32	485	671	72.3
5. Rhode Island	33	535	741	72.2
6. Temple	30	438	618	70.9
7. Charlotte	30	440	628	70.1
8. George Washington	32	428	611	70.0
9. Dayton	31	405	583	69.5
10. La Salle	30	445	648	68.7
11. Fordham	30	418	624	67.0
12. St. Bonaventure	29	430	644	66.8
13. Richmond	30	301	463	65.0
14. Massachusetts	33	502	808	62.1

REBOUNDING MARGIN

Rank	Team	Avg	Opp	Avg	Mar.
1.	Massachusetts	33	40.4	32.8	+7.7
2.	La Salle	30	36.3	31.7	+4.6
3.	Saint Joseph's	32	33.5	29.6	+3.9
4.	Xavier	34	33.7	31.3	+2.4
5.	Rhode Island	33	35.9	33.5	+2.4
6.	Charlotte	30	35.8	33.6	+2.2
7.	Saint Louis	33	34.6	33.1	+1.5
8.	George Washington	32	34.1	33.3	+0.8
9.	Dayton	31	33.0	32.7	+0.4
10.	Fordham	30	31.6	34.4	-2.7
11.	St. Bonaventure	29	33.5	37.0	-3.5
12.	Temple	30	32.3	36.8	-4.5
13.	Duquesne	29	32.4	38.1	-5.7
14.	Richmond	30	24.0	34.1	-10.1

ASSISTS

Rank	G	Pts	Avg/G
1. Duquesne	29	465	16.03
2. Massachusetts	33	522	15.82
3. Xavier	34	508	14.94
4. Temple	30	439	14.63
5. George Washington	32	462	14.44
6. La Salle	30	427	14.23
7. Fordham	30	409	13.63
8. Rhode Island	33	449	13.61



9. Saint Louis	33	448	13.58
10. Saint Joseph's	32	423	13.22
11. Richmond	30	389	12.97
12. St. Bonaventure	29	373	12.86
13. Dayton	31	384	12.39
14. Charlotte	30	368	12.27

STEALS			
	G	Pts	Avg/G
1. George Washington	32	292	9.13
2. Temple	30	227	7.57
3. Duquesne	29	217	7.48
4. Fordham	30	220	7.33
5. Massachusetts	33	226	6.85
6. La Salle	30	190	6.33
7. Saint Joseph's	32	196	6.13
8. Richmond	30	183	6.10
9. Xavier	34	191	5.62
10. Charlotte	30	164	5.47
11. Rhode Island	33	178	5.39
12. St. Bonaventure	29	152	5.24
13. Dayton	31	146	4.71
14. Saint Louis	33	152	4.61

BLOCKS			
	G	Pts	Avg/G
1. Massachusetts	33	246	7.45
2. George Washington	32	142	4.44
3. Saint Louis	33	142	4.30
4. Fordham	30	123	4.10
5. Saint Joseph's	32	126	3.94
6. Xavier	34	120	3.53
7. Duquesne	29	102	3.52
8. Rhode Island	33	104	3.15
9. St. Bonaventure	29	89	3.07
10. Dayton	31	90	2.90
11. Temple	30	86	2.87
12. Richmond	30	67	2.23
13. Charlotte	30	63	2.10
14. La Salle	30	60	2.00

TURNOVER MARGIN				
	G	FTM	FTA	Pct
1. George Washington	32	13.9	16.8	+2.94
2. Duquesne	29	14.9	16.7	+1.72
3. Charlotte	30	12.7	14.3	+1.53
4. Temple	30	12.6	14.2	+1.53
Fordham	30	14.2	15.7	+1.53
6. Xavier	34	12.6	14.1	+1.50
7. Richmond	30	12.9	14.2	+1.33
8. Dayton	31	14.1	14.1	+0.00
9. Massachusetts	33	16.1	14.5	-1.55
10. St. Bonaventure	29	15.0	13.2	-1.76
11. Saint Joseph's	32	14.8	13.0	-1.81
12. Rhode Island	33	14.8	12.8	-2.00
13. Saint Louis	33	13.2	10.5	-2.76
14. La Salle	30	15.9	12.9	-3.07



INDIVIDUAL LEADERS

SCORING			
1. Dionte Christmas (TU)	30	600	20.0
2. Mark Tyndale (TU)	24	465	19.4
3. Brian Roberts (UD)	31	573	18.5
4. De'Angelo Alexander (CHA)	30	528	17.6
5. Will Daniels (URI)	33	575	17.4
6. Ahmad Nivins (SJU)	31	516	16.6
7. Dustin Salisbury (TU)	30	491	16.4
8. Robert Mitchell (DUQ)	28	458	16.4
9. Kieron Achara (DUQ)	23	363	15.8
10. Maureece Rice (GW)	33	507	15.4
12. Marcus Stout (FOR)	30	460	15.3
13. Kevin Lisch (SLU)	32	477	14.9
14. Rashawn Freeman (UM)	33	486	14.7
15. Jimmy Baron (URI)	32	467	14.6
16. Bryant Dunston (FOR)	30	436	14.5
17. Leemire Goldwire (CHA)	30	434	14.5
18. arnell Harris (LAS)	30	420	14.0
19. Pat Calathes (SJU)	32	445	13.9
20. Justin Doellman (XU)	34	465	13.7

FIELD GOAL PERCENTAGE (MIN 5 FG/G)				
1. Ahmad Nivins (SJU)	31	176	279	.631
2. Stephane Lasme (UM)	33	165	270	.611
3. Rashawn Freeman (UM)	33	206	338	.609
4. Mark Tyndale (TU)	24	164	304	.539
5. Kieron Achara (DUQ)	23	131	253	.518
6. Will Daniels (URI)	33	180	367	.490
7. Tommie Liddell (SLU)	33	183	386	.474
8. Dionte Christmas (TU)	30	192	412	.466
9. Brian Roberts (UD)	31	179	386	.464
10. Robert Mitchell (DUQ)	28	172	381	.451
11. Maureece Rice (GW)	32	186	414	.449
12. Marcus Stout (FOR)	30	157	368	.427
13. Dustin Salisbury (TU)	30	169	398	.425
14. De'Angelo Alexander (CHA)	30	177	443	.400

3-POINT FIELD GOAL PERCENTAGE (MIN. 1.5 3FG/G)				
1. Jimmy Baron (URI)	32	97	203	.478
2. Brian Roberts (UD)	31	82	179	.458
3. Drew Lavender (XU)	34	54	120	.450
4. Brenton Butler (FOR)	30	49	114	.430
5. Maureece Rice (GW)	32	64	149	.430
6. Will Daniels (URI)	33	51	122	.418
7. Darrell Harris (LAS)	30	82	199	.412
8. Kevin Lisch (SLU)	32	67	164	.409
9. Dionte Christmas (TU)	30	88	220	.400
Robert Mitchell (DUQ)	28	44	110	.400
11. Leemire Goldwire (CHA)	30	91	231	.394
12. James Life (UM)	33	87	223	.390
13. Monty Scott (UD)	25	44	113	.389
14. Marcus Stout (FOR)	30	74	196	.378
15. Tyler Relph (SBU)	29	66	177	.373

FREE THROW PERCENTAGE (MIN. 2.5 FT/G)				
1. Leemire Goldwire (CHA)	30	95	105	.905
2. Brian Roberts (UD)	31	133	148	.899
3. Dionte Christmas (TU)	30	128	147	.871
4. Zarron Fereit (SBU)	24	64	74	.865
5. Pat Calathes (SJU)	32	110	130	.846
6. Kevin Lisch (SLU)	32	130	158	.823
7. Kimmani Barrett (LAS)	30	91	112	.813
8. Kieron Achara (DUQ)	23	84	105	.800
9. Justin Doellman (XU)	34	95	120	.792
10. Stanley Burrell (XU)	34	94	119	.790
11. De'Angelo Alexander (CHA)	30	96	122	.787
12. Scott Grote (DUQ)	29	73	93	.785
13. Carl Elliott (GW)	32	105	134	.784
14. Tommie Liddell (SLU)	33	92	120	.767
15. Will Daniels (URI)	33	164	215	.763

BLOCKS			
1. Stephane Lasme (UM)	33	168	5.09
2. Kieron Achara (DUQ)	23	59	2.57
3. Bryant Dunston (FOR)	30	71	2.37
4. Rob Diggs (GW)	32	60	1.88
5. Ian Vouyoukas (SLU)	33	57	1.73
6. Justin Doellman (XU)	34	39	1.15
7. Ahmad Nivins (SJU)	31	32	1.03
8. Rob Ferguson (SJU)	32	30	0.94
9. Sergio Olmos (TU)	29	27	0.93
10. Pat Calathes (SJU)	32	28	0.88
11. Monty Scott (UD)	25	21	0.84
12. Sherman Diaz (LAS)	29	24	0.83
13. Darrell Harris (URI)	29	23	0.79
14. Dakun Akingbade (GW)	32	24	0.75
15. Lamonte Ulmer (URI)	33	24	0.73

REBOUNDING					
1. Stephane Lasme (UM)	33	126	189	315	9.5
2. F.J. Drayton (CHA)	30	86	167	253	8.4
3. Rashawn Freeman (UM)	33	122	151	273	8.3
4. Ahmad Nivins (SJU)	31	105	130	235	7.6
5. Kahlum Seawright (URI)	32	106	135	241	7.5
6. Ian Vouyoukas (SLU)	33	66	178	244	7.4
7. Kieron Achara (DUQ)	23	66	101	167	7.3
8. Paul Williams (SBU)	29	99	111	210	7.2
9. Bryant Dunston (FOR)	30	83	134	217	7.2
10. De'Angelo Alexander (CHA)	30	91	124	215	7.2
11. Pat Calathes (SJU)	32	63	165	228	7.1
12. Dion Dacons (TU)	30	63	145	208	6.9
13. Tommie Liddell (SLU)	33	52	173	225	6.8
14. Mark Tyndale (TU)	24	50	110	160	6.7
15. Michael Lee (SBU)	29	63	116	179	6.2
16. Gary Forbes (UM)	33	51	142	193	5.8
17. Mike St. John (LAS)	30	43	129	172	5.7
18. Will Daniels (URI)	33	54	132	186	5.6
19. Yves Mokonon Mbalo (LAS)	30	69	99	168	5.6
20. Dakun Akingbade (GW)	32	73	105	178	5.6

ASSISTS			
1. Drew Lavender (XU)	34	164	4.82
2. Carl Elliott (GW)	32	154	4.81
3. Chris Lowe (UM)	32	134	4.19
4. Tiki Mayben (UM)	31	127	4.10
5. Kevin Anderson (FOR)	30	121	4.03
6. Aaron Jackson (DUQ)	29	110	3.79
7. Pat Calathes (SJU)	32	116	3.63
8. Kevin Lisch (SLU)	32	111	3.47
9. Reggie Jackson (DUQ)	29	98	3.38
10. Parfait Bitee (URI)	33	106	3.21
11. Brian Morris (URI)	30	85	2.83
Mark Tyndale (TU)	24	68	2.83
13. Jermaine Calvin (SBU)	24	67	2.79
14. Mike St. John (LAS)	30	83	2.77
15. Leemire Goldwire (CHA)	30	82	2.73

STEALS			
1. Carl Elliott (GW)	32	83	2.59
2. Marcus Stout (FOR)	30	49	1.63
3. Dustin Salisbury (TU)	30	48	1.60
4. Mark Tyndale (TU)	24	37	1.54
5. Travis King (GW)	32	47	1.47
6. James Life (UM)	33	48	1.45
7. Kevin Anderson (FOR)	30	42	1.40
8. Aaron Jackson (DUQ)	29	40	1.38
9. Regis Koundja (GW)	32	44	1.38
10. Dionte Christmas (TU)	30	41	1.37
11. Reggie Jackson (DUQ)	29	39	1.34
12. Maureece Rice (GW)	32	43	1.34
13. Drew Lavender (XU)	34	45	1.32
14. Leemire Goldwire (CHA)	30	39	1.30
15. D.J. Rivera (SJU)	32	41	1.28



THE ATLANTIC 10 CONFERENCE

2007 DAYTON BASKETBALL



Atlantic 10 Conference
230 South Broad Street
Suite 1700
Philadelphia, PA 19102
(215) 545-6678
Fax: (215) 545-3342
www.atlantic10.org

Linda Bruno

- Commissioner..... Linda Bruno
- Associate Commissioner..... Jackie Campbell
- Associate Commissioner..... Ray Cella
- Associate Commissioner..... Duane Bailey
- Assistant Commissioner..... Celene McGowan
- Director of Communications..... Stephen Haug
- Assoc. Director of Communications..... AnnMarie Person
- Assistant to the Commissioner..... Kim Lyko
- Assistant Director of Championships..... Brad Jones
- Assistant Director of Compliance..... Kelly Webb
- Communications Intern..... Ben Rhode
- Championships Intern..... Kate Souder
- Receptionist..... Ginette Gilbert
- Coordinator of MBB Officials..... Jim Satalin
- Coordinator of WBB/FH Officials..... Marie Koch
- Assignor of Softball/Soccer Officials..... Nick Cinquanto
- Assignor of Volleyball Officials..... Bill Stevens
- Assignor of Baseball Officials..... Nick Zibelli



On March 2, 1975, the idea of what is now the Atlantic 10 Conference was conceived. What started as an eight-school, men's basketball-only affiliation has grown into a 14-university, 21-sport league that is universally hailed as one of the best conferences in the country.

That growth and prominence is a direct result of the ideals and commitments of the member institutions of the Atlantic 10 - the University of Dayton, Duquesne University, Fordham University, The George Washington University, La Salle University, University of Massachusetts, University of North Carolina at Charlotte, University of Rhode Island, University of Richmond, St. Bonaventure University, Saint Joseph's University, Saint Louis University, Temple University, and Xavier University.

The presidents and chancellors of Atlantic 10 institutions have made a strong commitment to making the academic and athletics equation work. Over the years, the league membership has strived to better recognize the academic accomplishments of its student-athletes. In doing so, the Atlantic 10, under the leadership of commissioner Linda Bruno, instituted the Commissioner's Honor Roll, which cites every

Atlantic 10 student-athlete with a 3.5 grade point average or better. 1,170 student-athletes were named to the Fall 2006 Honor Roll and 1,119 were named to the Spring 2007 Honor Roll.

The league sponsors Academic All-Conference teams in each of its sports and honors one student-athlete per sport as the A-10 Student-Athlete of the Year. In 2006-07, over 170 student-athletes earned Academic All-Conference recognition. Also, the Atlantic 10 provides postgraduate scholarship grants to qualified student-athletes.

Five A-10 schools were among the 51 cited for having five or more athletics programs recognized by the NCAA for their latest Academic Progress Rate scores. Fordham led the Atlantic 10 in the number of high-performing squads with nine teams receiving awards. Only the Ivy League (eight) and Patriot League (six) had more than the A-10's five, which was matched by the Atlantic Coast Conference.

Charlotte cross country and track & field standout Jane Daniels was chosen as a 2006-07 NCAA Div. I Coca-Cola Community All-American. The national honor includes a \$5,000 donation in her name to the charity of her choice. Daniels chose to split her donation among Girls on the Run International, the Charlotte University City YMCA and the Oostburg (Wis.) Community Education Foundation.

The Atlantic 10 Conference, with a total population of nearly 73 million people within its geographic footprint of eight states and the District of Columbia, will crown champions in 21 sports this season: baseball, men's and women's basketball, men's and women's cross country, field hockey, men's golf, women's lacrosse, men's and women's indoor and outdoor track & field, women's rowing, men's and women's soccer, softball, men's and women's swimming & diving, men's and women's tennis, and women's volleyball.

George Washington earned the Atlantic 10's automatic bid to the NCAA Tournament after claiming the 2007 men's basketball championship, its second title in three seasons, in the league's inaugural tourney in Atlantic City, N.J. The Colonials were joined in the NCAA Tournament by Xavier, which registered a 79-77 opening round victory over Brigham Young. In addition, Massachusetts posted an 89-87 (OT) win versus Alabama in the opening round of the NIT. In women's basketball, George Washington became just the fifth team in league history to go unbeaten in Conference play. GW was joined in the NCAA Tournament by Temple and A-10 champion Xavier, with the Owls advancing to the second round and the Colonials reaching the Sweet 16. George Washington ended the year ranked 11th by ESPN/USA Today and 15th by the Associated Press. In addition, Charlotte and Saint Joseph's garnered WNIT berths.

Charlotte won its first-ever A-10 baseball championship and finished the year ranked 29th by Collegiate Baseball after winning a pair of contests in the NCAA Tournament. In cross country, La Salle won its third straight women's crown while the Explorers' men's team won their fifth title in the past six years. Richmond won its fifth consecutive field hockey title and advanced to the NCAAs.

Rhode Island captured its second straight men's soccer championship and advanced to the second round of the NCAA Tournament. Saint Louis also reached the NCAA Tournament after claiming the regular season title. On the women's side, Saint Louis defended its crown and advanced to the second round of the NCAA Tournament for the second straight year. The Billikens were ranked 17th in the preseason by SoccerBuzz, their highest-ever ranking.

Charlotte defended its league title in men's golf and was joined by Rhode Island in the NCAA Regional Tournament. The 49ers advanced to the NCAA Championship and finished third overall, ending their season ranked in the top 20 in every major poll. Richmond seized its third consecutive women's lacrosse championship and automatic bid to the NCAA Tournament, while the Massachusetts women's rowing team won its 12th straight A-10 title, building upon its league record for the most consecutive tournament championships won by any team in any sport.

In softball, UMass won its 19th league championship and an automatic bid to the NCAA Tournament. Richmond captured its sixth straight A-10 women's swimming championship and Massachusetts took home the men's crown for the ninth time in program history. Charlotte won its first-ever men's tennis title and earned the accompanying NCAA automatic berth, while Richmond claimed its fourth straight women's tennis crown.

Saint Louis claimed its first-ever A-10 Championship in volleyball to advance to the NCAA Tournament for the first time in program annals. Charlotte defended its women's indoor and outdoor track & field titles, while Rhode Island captured the men's indoor and outdoor track & field championships.

In all, 412 teams have represented the Atlantic 10 Conference in postseason play since the 1976-77 season.

Individually, the 2006-07 campaign was a great success both in competition and in the classroom. Kimberly Beck of George Washington and Temple's Kamesha Hairston garnered Associated Press honorable mention women's basketball All-America honors, while Beck was one of three finalists for the Nancy Lieberman Award. In addition, Temple's Dawn Staley served as head coach of the Women's Pan American Games team. Senior Stephane Lasme of Massachusetts, the 2007 Atlantic 10 Offensive and Defensive Player of the Year in men's basketball, was named an honorable mention All-America by the Associated Press and a defensive All-America by collegeinsider.com.

Atlantic 10 Pitcher of the Year Adam Mills of Charlotte was a consensus first-team All-America selection and a finalist for the Roger Clemens Award, while George Washington's Michael Parker, Brian Pellegrini of St. Bonaventure and Charlotte's Brad McLroy earned third-team All-America baseball honors. Moreover, John Malloy of La Salle and Richmond's Matt Zielinski garnered baseball freshman All-America accolades, while softball teammates Brandice Balschmitter and Candice Molinari of Massachusetts earned second- and third-team All-America recognition, respectively.

Courtney Hulcer of Saint Louis was named a second-team All-America in women's soccer, while teammate Julia Bradenberg earned fourth-team freshman All-America honors. Rhode Island's Jeffrey Gonsalves and John DiRaimondo of Saint Louis received third-team All-America acclaim in men's soccer, while Richmond's Mandy Friend was named a second-team All-American in lacrosse. Charlotte's Andrew DiBetto earned All-America honors in men's golf, while teammate Corey Nagy was named a freshman All-American. In addition, Jason Kokrak of Xavier garnered honorable mention All-America acclaim.

Dayton's Faye Barhorst and Tatyana Menshikova of Saint Louis were named honorable mention All-Americans in volleyball; Sean Quigley claimed All-America honors in cross country, men's indoor (5,000 meters) and outdoor (10,000 meters) track & field; Fordham's Kerstin Greene (pentathlon) and Charlotte's Sharonda Johnson (triple jump) and Shareese Woods (200 meters) earned indoor track & field All-America honors, with Woods (200 meters) also garnering outdoor track & field All-America acclaim. Richmond's Jessica Witt (400-yard individual medley) took home All-America honors at the NCAA Women's Swimming & Diving Championships.

Atlantic 10 student-athletes flourished in the classroom as well. In all, 20 Atlantic 10 student-athletes were named to ESPN The Magazine/CoSIDA Academic All-America teams. First-team Academic All-America honorees were Kenan Cole of George Washington (women's basketball), Charlotte's Jane Daniels (cross country/track & field), Courtney Hulcer of Saint Louis (women's soccer), George Washington's Elana Meyers (softball), Lindsey Ozimek of Charlotte (women's soccer) and Temple's Adrienne Repsher (softball). Second-team Academic All-Americans included Emily Anderson of Rhode Island (women's track & field), John DiRaimondo of Saint Louis (men's soccer), Duquesne's Jared Helfrich (men's soccer), Sharonda Johnson (women's track & field) and Nikki Labuda of Charlotte (women's soccer) and Tyler McLwraith of Saint Louis (women's basketball). Those named third-team Academic All-Americans included Rhode Island's Katherine Guilfoyle and Courtney Klenk (women's track & field), Leah Jerome of Fordham (women's soccer), Robin Mason of St. Bonaventure (lacrosse), Charlotte's Kelsie Ormsby (women's soccer), Lauren Proctor of Massachusetts (softball) and Duquesne's Noah Salsi (men's soccer) and Melissa Stewart (women's track & field).

In addition, Rachel McCullagh of Saint Louis (women's tennis) was named the recipient of the Arthur Ashe Jr. Sports Scholar and George Washington's Derek Haese (baseball) earned the 2007 Jackie Robinson Award.

THE OPPONENTS





THE OPPONENTS

2007 DAYTON BASKETBALL

AKRON ZIPS



WEDNESDAY, JANUARY 2 – UD ARENA – 7 PM ET

SCHOOL INFORMATION

Location: Akron, OH	Conference Record:13-3
Enrollment:24,704	Postseason:None
Arena: James Rhodes Arena	Series With UD: Dayton leads 8-2
Capacity:5,500	
2006-07 Record:26-7	

HEAD COACH KEITH DAMBROT

Alma Mater: Akron, 1982
Record at School:42-20
Career Record:150-90
Assistant Coaches: Jeff Boals
..... Lamont Paris
..... Terry Weigand



MEDIA RELATIONS

Contact: Gregg Bach
Phone: (330) 972-6106
Fax: (330) 374-8844
Email: gbach@uakron.edu

WWW.GOZIPS.COM

CHARLOTTE 49ERS



WEDNESDAY, FEBRUARY 6 – UD ARENA – 7 PM ET

SCHOOL INFORMATION

Location: Charlotte, NC	Conference Record:7-9
Enrollment:21,519	Post Season:none
Arena: Halton Arena	Series with UD:Series is tied 3-3
Capacity:9,105	
2006-07 Record:14-16	

HEAD COACH BOBBY LUTZ

Alma Mater: UNC Charlotte, 1980
Record at Charlotte:168-112
Career Record:349-203
Assistant Coaches: Bobby Krummer
..... Chris Cheeks



MEDIA RELATIONS

Contact: Thomas Whitestone	Cell Phone: (980)253-4951
E-mail: tewhites@email.uncc.edu	Press Row: (704)687-4999
Office Phone: (704)687-6310	Home Phone: (704)455-9636
Fax: (704)687-4918	

WWW.CHARLOTTE49ERS.COM

AMERICAN EAGLES



WEDNESDAY, DECEMBER 19 – UD ARENA – 7 PM ET

SCHOOL INFORMATION

Location: Washington, D.C.	Conference Record:7-7
Enrollment:5,866	Postseason:None
Arena: Bender Arena	Series With UD: First Meeting
Capacity:4,500	
2006-07:16-14	

HEAD COACH JEFF JONES

Alma Mater: Virginia, 1982
Record at American:104-101 (7 seasons)
Career Record:250-205 (15 seasons)
Assistant Coaches: Mike Brennan
..... Kieran Donohue
..... Jason Williford



MEDIA RELATIONS

Contact: Anthony Wilson	Fax: (202) 885-3033
Office Phone: (202) 885-3079	Press Row: (202) 885-8232
Cell Phone: (202) 531-0162	
E-Mail Address: adubs@american.edu	

WWW.AUEAGLES.COM

COPPIN STATE EAGLES



SATURDAY, DECEMBER 15 – UD ARENA – 7 PM ET

SCHOOL INFORMATION

Location: Baltimore, Md.	Conference Record:9-9
Enrollment:4,306	Postseason:None
Arena: Coppin Center	Series With UD: Dayton leads 1-0
Capacity:1,720	
2006-07 Record:12-20	

HEAD COACH RON MITCHELL

Alma Mater: Edison St., 1984
School Record:342-281
Career Record:569-326
Associate Head Coach: Keith Johnson
Assistant Coaches: Larry Tucker
..... Jay Dull



MEDIA RELATIONS

Sports Information Director: Roger McAfee	Cell Phone: (443) 841-4693
Office Phone: (410) 951-3927	Email: rmcafee@coppin.edu
Office Fax: (410) 951-3718	Press Row: (410) 951-4269
Home Phone: (410) 833-1885	

WWW.COPPINSTATESPORTS.COM



DUQUESNE DUKES



WEDNESDAY, FEBRUARY 13 – UD ARENA – 7 PM ET

SCHOOL INFORMATION

Location:Pittsburgh, PA Conference Record:6-10
 Enrollment:10,000 Postseason:none
 Arena:AJ Palumbo Center Series with UD:UD lead series 40-17
 Capacity:5,358
 2006-07 Record:10-19

HEAD COACH RON EVERHART

Alma Mater:Virginia Tech, 1985
 Record at school:10-19
 Career Record:184-191
 Assistant Coaches:Kim Lewis
Greg Gary
Bill Barton



MEDIA RELATIONS

Contact:Dave Saba Cell Phone:(412)225-5317
 E-mail Address:saba@duq.edu Press Row:(412)396-4925
 Office Phone:(412)396-5861
 Fax:(412)396-6210

WWW.GODUQUESNE.COM

EAST TENNESSEE BUCCANEERS



SATURDAY, NOVEMBER 10 – UD ARENA – 2 PM ET

SCHOOL INFORMATION

Location:Johnson City, TN Conference Record:16-2
 Enrollment:13,389 Post Season:NIT
 Arena:Memorial Center Series with UD:n/a
 Capacity:6,000
 2006-07 Record:24-10

HEAD COACH MURRY BARTOW

Alma Mater:Alabama – Birmingham, 1985
 Record at ETSU:78-48
 Career Record:179-131
 Assistant Coaches:Scott Wagers
Mike Boyd
Will Bailey



MEDIA RELATIONS

Contact:Michael White Press Row:(423) 439-5329
 Office Phone:(423) 439-4220
 E-mail Address:whitem@mail.etsu.edu
 Fax:(423) 439-6138

WWW.ESTUBUCS.COM

FORDHAM RAMS



SATURDAY, MARCH 1 – ROSE HILL GYM – 8 PM ET

SCHOOL INFORMATION

Location:Bronx, NY Conference Record:10-6
 Enrollment:8,222 Postseason:none
 Arena:Rose Hill Gym Series with UD:UD leads series 17-5
 Capacity:3,200
 2006-07 Record:18-12

HEAD COACH DEREK WHITTENBURG

Alma Mater:North Carolina State, 1990
 Record at school:53-66
 Career Record:120-116
 Assistant Coaches:Travis Lyons
Jared Grasso
Steve Treffiletti



MEDIA RELATIONS

Contact:Joe DiBari Press Row:(401) 874-5359
 Office Phone:718-817-4240
 Fax Phone:718-817-4244
 E-mail:dibari@fordham.edu

WWW.FORDHAMSPORTS.COM

GEORGE MASON PATRIOTS



SATURDAY, NOVEMBER 17 – PATRIOT CENTER – 7 PM ET

SCHOOL INFORMATION

Location:Fairfax, VA Conference Record:9-9
 Enrollment:29,889 Postseason:None
 Arena:Patriot Center Series with UD:First meeting
 Capacity:10,000
 2006-07 Record:18-15

HEAD COACH JIM LARRANAGA

Alma Mater:Providence 1971
 Record at GMU:184-119 (10 years)
 Career Record:381-290 (23 years)
 Assistant Coaches:Chris Caputo
Michael Huger
Eric Konkol



MEDIA RELATIONS

MBB Contact:Richard Coco E-mail address:rcoco@gmu.edu
 Office phone:(703) 993-3264
 Home phone:(301) 294-7914
 Cell phone:(703) 338-3194

WWW.GOMASON.CSTV.COM

LOUISVILLE CARDINALS



SATURDAY, DECEMBER – FREEDOM HALL – 2 PM ET

SCHOOL INFORMATION

Location: Louisville, KY Conference Record: 12-4
 Enrollment: 22,000 Postseason: NCAA Second Round
 Arena: Freedom Hall Series with UD: Louisville leads 39-26
 Capacity: 18,865
 2006-07 Record: 24-10

HEAD COACH RICK PITINO

Alma Mater: Massachusetts, 1974
 Record at Louisville: 142-58
 Career Record: 494-182
 Assistant Coaches: Steve Masiello
 Walter McCarty
 Richard Pitino



MEDIA RELATIONS

Contact: Kevin Klein Fax: (502) 852-7401
 Office Phone: (502) 852-6581
 Home Phone: (502) 636-3555
 Email: Kenny.Klein@louisville.edu

WWW.UOFLSPORTS.COM

LOYOLA (MD) GREYHOUNDS



SATURDAY, DECEMBER 22 - UD ARENA - 7 PM ET

SCHOOL INFORMATION

Location: Baltimore, MD Conference Record: 12-6
 Enrollment: 3,200 Postseason: none Series
 Arena: Reitz Arena With UD: Dayton Leads 2-0
 Capacity: 3,000
 2006-07 Record: 18-13

HEAD COACH JIMMY PATSOS

Alma Mater: Catholic ('89)
 Record at Loyola, MD: 39-48
 Career Record:
 Associate Head Coach: Brian Blaney
 Assistant Coaches: Matt Kovarik
 G.G. Smith



MEDIA RELATIONS

Men's Basketball Contact: Joe DelBalso Fax: 410-617-5029
 Office: 410-617-2718 Press Row Phone: 410-617-5370
 Cell: 410-948-9597
 E-Mail: jdelbalso@loyola.edu

WWW.LOYOLAGREYHOUNDS.CSTV.COM

MASSACHUSETTS MINUTEMEN



SATURDAY, JANUARY 16 – UD ARENA – 4 PM ET

SCHOOL INFORMATION

Location: Amherst, Mass Conference Record: 13-3
 Enrollment: 25,583 Postseason: NIT
 Arena: Mullins Center Series with UD: UD leads series 7-6
 Capacity: 9,493
 Record 2006-07: 24-9

HEAD COACH TRAVIS FORD

Alma Mater: Kentucky 1994
 Record at School: 37-24
 Overall Record: 165-135
 Associate Head Coach: Tim Maloney
 Assistant Coaches: Steve Middleton
 Adam Ginsburg



MEDIA RELATIONS

Contact: Jason Yellin
 Office Phone: 413-545-3061
 Fax Phone: 413-545-1556
 E-mail: jyellin@admin.umass.edu

WWW.UMASSATHLETICS.COM

MIAMI REDHAWKS



WEDNESDAY, NOVEMBER 28 – MILLETT HALL – 7:30 PM ET

SCHOOL INFORMATION

Location: Oxford, OH Conference Record: 10-6
 Enrollment: 16,300 Postseason: NCAA First Round
 Arena: Millett Hal Series with UD: Dayton Leads 64-60
 Capacity: 6,400
 2006-07 Record: 18-15

HEAD COACH CHARLIE COLES

Alma Mater: Miami, OH (1965)
 Record at Miami: 193-141
 Career Record: 285-225
 Associate Head Coach: Jermaine Henderson
 Assistant Coaches: Ryan Pedon
 Jason Grunkemeyer
 Jimmy Lallathin



MEDIA RELATIONS

Contact: Angie Renninger Cell Phone: (513) 330-0810
 Email: renninal@muohio.edu Press Row: (513) 529-7276
 Office Phone: (513) 529-6239 Home Phone: (513) 523-6633
 Fax: (513) 529-6729

WWW.MUREDHAWKS.COM



PITTSBURGH PANTHERS



SATURDAY, DECEMBER 29 – UD ARENA – 8 PM ET

SCHOOL INFORMATION

Location:Pittsburgh, PA Conference Record:12-4
 Enrollment:33,574 Postseason:NCAA Regional
 Arena:Petersen Center Series with UD: Pitt leads Series 1-0
 Capacity:12,500
 Record 2006-07:29-8

HEAD COACH JAMIE DIXON

Alma Mater:Texas Christian, 1987
 School Record:105-30
 Career Record:105-30
 Assistant Coaches: Pat Sandle
 Orlando Antiqua
 Tom Herrion



MEDIA RELATIONS

Contact:Greg Hotchkiss Press Row:.....(412) 648-2318
 Office Phone:412-648-8240
 Fax Phone:412-648-8248
 Email Address: ghotchkiss@athletics.pitt.edu

WWW.PITTSBURGHPANTHERS.CSTV.COM

RICHMOND SPIDERS



SATURDAY, JANUARY 26 – ROBBINS CENTER – 7 PM ET

SCHOOL INFORMATION

Location:Richmond, VA Conference Record:4-12
 Enrollment:2,950 Postseason:none
 Arena:Robins Center Series with UD: UD leads series 9-3
 Capacity:9,071
 Record 2006-07:8-22

HEAD COACH CHRIS MOONEY

Alma Mater:Princeton, 1994
 School Record:21-39
 Career Record:63-78
 Assistant Coaches:Jamal Brunt
 Carlin Hartman
Kevin McGeehan



MEDIA RELATIONS

Contact:Mark Kwolek
 Office Phone:804-289-8320
 Fax Phone:804-289-8820
 Email:mkwolek@richmond.edu

WWW.RICHMONDSPIDERS.COM

RHODE ISLAND RAMS



WEDNESDAY, JANUARY 9 – UD ARENA – 7 PM ET
 SATURDAY, FEBRUARY 2 – RYAN CENTER – 2PM ET

SCHOOL INFORMATION

Location:Kingston, RI Conference Record:10-6
 Enrollment:14,791 Postseason:none
 Arena:Ryan Center Series with UD: UD leads series 11-6
 Capacity:7,657
 Record 2006-07:19-14

HEAD COACH JIM BARON

Alma Mater:St. Bonaventure, 1977
 Record at School:87-95
 Career Record:293-297
 Assistant Coaches:Kevin Clark
 Pat Skerry
Pat Clarke



MEDIA RELATIONS

Contact:Mike Laprey
 Office Phone:401-874-2401
 Fax Phone:401-874-5354
 Email: mlaprey@mail.uri.edu

WWW.GORHODY.COM

ST. BONAVENTURE BONNIES



WEDNESDAY, MARCH 5 – REILLY CENTER – 7 PM ET

SCHOOL INFORMATION

Location:St. Bonaventure, NY Conference:..... 4-12
 Enrollment:2,000 Postseason:none
 Arena:Reilly Center Series with UD: UD leads series 11-8
 Capacity:5,780
 Record 2006-07:7-22

HEAD COACH MARK SCHMIDT

Alma Mater:Boston College, 1986
 School Record:First Season
 Overall Record:82-90
 Assistant Coaches:Jeff Massey
 Dave Moore
Dino Pressley



MEDIA RELATIONS

Contact:..... Pat Pierson Press Row:.....(716) 375-2661
 Office Phone:716-375-2575
 Fax Phone:716-375-2383
 Email:ppierson@sbu.edu

WWW.GOBONNIES.COM



SAINT JOSEPH'S HAWKS



SATURDAY, MARCH 8 – UD ARENA – 2 PM ET

SCHOOL INFORMATION

Location: Philadelphia, PA Conference:9-7
 Enrollment:4,150 Postseason: none
 Arena: Alumni Memorial Fieldhouse Record Against UD:UD leads Series 14-11
 Capacity:3,200
 Record 2006-07:18-14

HEAD COACH PHIL MARTELLI

Alma Mater: Widener, 1976
 School Record:240-139
 Career Record:240-139
 Assistant Coaches: Mark Bass
 David Duda
 Doug Overton



MEDIA RELATIONS

Contact:Marie Wozniak
 Office Phone: 610-660-1727
 Fax Phone: 610-660-1724
 Email: mwozniak@sju.edu

WWW.SJUHAWKS.COM

SOUTHERN METHODIST MUSTANGS



SATURDAY, NOVEMBER – UD ARENA – 2 PM ET

SCHOOL INFORMATION

Location: Dallas, TX Conference:3-13
 Enrollment:10,941 Postseason: None
 Arena: Moody Coliseum Series with UD:SMU lead series 2-0
 Capacity:8,998
 2006-07 Record:14-17

HEAD COACH MATT DOHERTY

Alma Mater North Carolina
 At SMU14-17
 Coaching Record104-88
 Assistant Coaches: Steve Lutz
 Lance Irvin
 Milton Barnes



MEDIA RELATIONS

Basketball SID: Herman Hudson Office Fax:(214) 768-2044
 E-Mail:hermanh@smu.edu Press Row:(214) 768-7742
 Office Phone:(214) 768-1304
 Cell Phone:(214) 924-0358

WWW.SMUMUSTANGS.COM

SAINT LOUIS BILLIKENS



SATURDAY, JANUARY 12 – SCOTTRADE CENTER – 8 PM ET
 WEDNESDAY, JANUARY 30 – UD ARENA – 7 PM ET

SCHOOL INFORMATION

Location: St. Louis, MO Conference:8-8
 Enrollment:12,034 Postseason: none
 Arena: Scottrade Center Series with UD:UD leads Series 19-18
 Capacity:20,000
 2006-07 Record:20-13

HEAD COACH RICK MAJERAS

Alma Mater: Marquette, 1970
 Record at SLU: n/a
 Career Record:422-147
 Assistant Coaches: Porter Moser
 Angres Thorpe
 Alex Jensen



MEDIA RELATIONS

Contact: Chuck Yahng Press Row:(314) 589-5832
 Email: yahngc@slu.edu
 Office Phone:(314) 977-2524
 Fax:(314) 977-7193

WWW.SLUBILLIKENS.COM

TEMPLE OWLS



SATURDAY, FEBRUARY 16 – UD ARENA – 4 PM ET

SCHOOL INFORMATION

Location: Philadelphia, PA Conference:6-10
 Enrollment:34,000 Postseason: none
 Arena: Liacouras Center Series with UD: Temple Leads Series 14-9
 Capacity:10,206
 Record 2006-07:12-18

HEAD COACH FRAN DUNPHY

Alma Mater: La Salle 1970
 School Record:12-18
 Career Record:322-181
 Assistant Coaches: David Duke
 Matt Langel
 Shawn Trice



MEDIA RELATIONS

Contact: Larry Dougherty
 Office Phone:215-204-2588
 Fax Phone:215-204-7499
 e-mail: larry.dougherty@temple.edu

WWW.OWLSPORTS.COM



TOLEDO ROCKETS



WEDNESDAY, NOVEMBER 21 – UD ARENA – 7 PM ET

SCHOOL INFORMATION

Location: Toledo, Ohio	Conference: 14-2
Enrollment: 20,715	Postseason: NIT
Arena: John F. Savage Hall	Series with UD: Dayton Leads 27-19
Capacity: 9,000	
2006-07 Record: 19-13	

HEAD COACH STAN JOPLIN

Toledo Record: 192-136 (11 years)
Overall Record: 192-136 (11 years)
Assistant Coaches: Nate Tuori
..... Lamar Chapman
..... Mark Vanderslice



MEDIA RELATIONS

MBB Contact: Steve Easton	E-mail: steven.easton@utoledo.edu
Office phone: 419-530-4921	Press Row Phone: 419-530-2027
Cell phone: 419-262-3953	
Home phone: 419-476-0238	

WWW.UTROCKETS.COM

XAVIER MUSKETEERS



THURSDAY, JANUARY 24 – CINTAS CENTER – 8 PM ET
SUNDAY, FEBRUARY 24 – UD ARENA – 2 PM ET

SCHOOL INFORMATION

Location: Cincinnati, OH	Conference: 13-3
Enrollment: 6,600	Postseason: NCAA
Arena: Cintas Center	Series with UD: UD leads Series 79-61
Capacity: 10,250	
Record 2006-07: 25-9	

HEAD COACH SEAN MILLER

Alma Mater: Pittsburgh, 1992
School Record: 63-32
Career Record: 63-32
Assistant Coaches: Chris Mack
..... James Whitford



MEDIA RELATIONS

Contact: Tom Eiser	Email: eiser@xavier.edu
Office Phone: 513-745-3124	Press Row: 513-745-3929
Cell Phone: 513-382-5565	
Fax Phone: 513-745-2825	

WWW.GOXAVIER.COM

DAYTONFLYERS.COM


DAYTONFLYERS.COM is the best way to stay connected to your favorite team 7 days a week. Get schedules, scores, rosters, photos, live game stats, highlights and more.

NO ONE COVERS THE COURT LIKE DAYTONFLYERS.COM

OFFICIAL PARTNER CSTV.com

#1 IN COLLEGE SPORTS

THE ARENA



UNIVERSITY OF DAYTON ARENA

2007 DAYTON BASKETBALL



As the University of Dayton Arena moves into its middle ages (it turned 37 on December 6, 2006), it only gets better.

In November 2002, the UD Arena re-opened after undergoing a major renovation that had been completed in a swift 10 months. Additions to the UD Arena included suites and loge seats, and the new Time Warner Cable Flight Deck -- all overlooking Blackburn Court with a powerful view of all of the action. The Boesch Lounge received a face-lift along with new restrooms and upgraded concessions for the fans. Environmental graphics were added throughout the building that tell the story of the long tradition of Dayton basketball.

Overall, the facility was modernized with an eye to the future while maintaining its steadfast roots as a landmark in the Dayton community. It also remains the crown jewel of the Arena Sports Complex that includes new baseball, football, softball and track facilities for UD's student-athletes, and the first hotel (a brand-new Courtyard By Marriott) built within the Dayton City limits in twenty years.

The Arena, built in 1969 for approximately \$4.5 million without the use of public funds, has been a tremendous host site. The Flyers' win over Duquesne on February 17, 1999 was their 500th game at UD Arena and their 350th win at the venue. In the 2002-2003 season, the Flyers won their 400th game at UD Arena, going 17-1 at home, and winning the Atlantic 10 Championship on their home floor. Nationally, the Arena is better known as a host to 20 of the last 37 NCAA Tournaments. That covers 73 games, third all-time behind Kansas City's Municipal Auditorium and Salt Lake City's Huntsman Center.

During the summer of 1997, the University made two moves to forever tie the Arena with two of the greatest names in UD basketball history.

The playing court at UD Arena was named after former Flyer coach Tom Blackburn, and the \$4.5 million addition to the Arena was named for former player and coach Don Donoher. The two coaches combined for nearly 800 victories from 1947 to 1989. The playing floor is officially known as 'Tom Blackburn Court at the University of Dayton Arena,' but is referred to as 'Blackburn Court.' Blackburn coached the Flyers from 1947 until his death due to cancer in 1964. Only 58 at the time of his death, Blackburn won 352 games while being bested just 141. When he signed on at UD, the Flyers had just posted a four-win season. Four years later, his team was playing in the championship game of the most prestigious tournament of the day, the National Invitation Tournament.

The addition of the Donoher Basketball Center in 1998 was the first step in placing the facility ahead of its time. The Donoher Basketball Center, an addition to the southwest corner of the Arena, has given the Flyer basketball programs a technologically advanced facility for training, game preparation and recruiting. It now serves as the nerve center for the Flyer basketball programs, housing state-of-the-art conditioning and training rooms, locker rooms, multi-media facilities and team meeting rooms. The locker room layout incorporates an NBA-style design, combining a casually furnished lounge and meeting area within the locker room.

Named for Don Donoher at the urging of John McHale, whose \$1.25 million gift to the University initiated the project, the Center's grand debut came on June 28, 1998. The Flyer Faithful turned out 5,000 strong to visit the open house. Donoher, who coached UD to a school-record 437 wins from 1964 to 1989, took UD to the NCAA title game in 1967 and to the NIT title the following year. He led UD to the Sweet 16 in the 1970s and then the Regional Finals in the 1980s. He also won a gold medal at the 1984 Los Angeles Olympics as an assistant coach of the U.S. team (which featured Michael Jordan).

In fact, the NCAA Final Four appearance in 1967 helped convince the UD administration of the need for the Arena. On November 7, 1968, the Rev. Raymond A. Roesch broke ground for the University of Dayton Arena. And with his first shovel of dirt, the then-UD president began a project that would help take college basketball from a game played in small gymnasiums to an event played to thousands of fans in magnificent arenas.

LOGE SEATING



TIME WARNER CABLE FLIGHT DECK



BOESCH LOUNGE



LUXURY SUITES



UNIVERSITY OF DAYTON ARENA



THE FLYERS HAVE AN ALL-TIME WIN PERCENTAGE OF .773 (716-210) AT HOME.

The Arena opened on December 6, 1969, as Dayton beat Bowling Green, 72-70 (tipoff pictured above). The Flyers' last home win was March 3, 2007, a 65-62 (2 OT) thriller over Saint Louis on UD's Senior Day last season.

Dayton has defeated a ranked team twenty-one times on Tom Blackburn Court. The Flyers have won eight National Invitation Tournament games at home in front of the Flyer Faithful, and boast a 16-5 record in conference tournament games at UD Arena (including 11-3 in the Atlantic 10).

A little more than a year after the construction began, UD Arena was a reality. It opened on December 6, 1969, as the Flyers faced Bowling Green. BG's Jim Connally hit the Arena's first shot, followed by Dayton's first hoop, a jumper from Pat Murnen. The Flyers led 39-27 at half and pushed it to 43-27 before a 21-8 BG tear. From there, it was a dogfight. Senior (and future UD Hall of Famer) George Janky, who had 26 points and 15 rebounds, sank a pair of free throws with 29 seconds left to give UD a 72-68 lead. The Falcons' Bob Quayle hit a shot at 0:17 and then stole the inbounds pass and missed a last-second shot which would have sent it into overtime. Afterward, Jim Gottschall said, "Those two free throws George made were really something. Let's face it ... he won the game." The dedication of the Arena came at halftime of the 79-75 win over DePaul on January 17. At halftime, Ohio Governor James Rhodes told the sell-out crowd, "The Arena is an example of the University of Dayton's progressive attitude and showed it is one of the nation's leading universities in accomplishing this arena."

In the 30+ years that have passed, more than 14 million customers have witnessed events in UD Arena. In a typical year, the Arena will host more than a half-million people at more than 100 events. The level of talent that has appeared on the floor at the Arena is staggering. The list includes the likes of Kareem Abdul-Jabbar, LeBron James, Elton John, Michael Jordan, Elvis, Isaiah Thomas, Adolph Rupp, David Robinson, Aerosmith, Dean Smith, Baryshnikov, Larry Bird, Johnny Cash, Magic Johnson, and Tony Gwynn (playing basketball for San Diego State). The list goes on and on.

One of a generation of great basketball arenas built in the late 1960s and early 1970s, the 13,409-seat home of Flyer basketball was the brainchild of university movers Roesch, the Rev. Charles Collins, Brother Elmer Lackner and then-Flyer Director of Athletics Thomas J. Frericks. Planning began in 1967 amid a tremendous demand for tickets to Flyer home games. Home for the games at that time was the University of Dayton Fieldhouse, which was renamed the Thomas J. Frericks Athletic and Convocation Center in 1991. Built in 1950, the then-Fieldhouse held 5,808 fans and was sold out for its last 195 Flyer games.

The Arena made NCAA men's basketball history again in March 2001 by hosting 10 post-season games in eight days, a feat never-before done in college basketball. While other venues have hosted NCAA games and games of the National Invitation Tournament in the same year, no venue or school had ever done both simultaneously. And while UD was a gracious host to nine NCAA teams, the NIT was not kind to UD opponents as the Flyers advanced to the quarterfinals for the 10th time in 19 NIT appearances.

When the NCAA Tournament expanded to 65 teams for the first time in 2001, the NCAA placed the first-ever Opening-Round Game in Dayton, featuring the tournament's 64th and 65th seeded teams, Northwestern State and Winthrop. The Opening Round was such a success in Dayton that the NCAA declared UD Arena as the Opening Round's home from 2001 through 2010. The NCAA First and Second Rounds return to the Arena in 2009 and with the completion of that series, UD Arena will pass Madison Square Garden and become the third-most prolific NCAA Tournament venue. In addition, UD hosted the Women's Basketball Regional Final in 2007 and will host again in 2010.





2007 DAYTON BASKETBALL

INDIVIDUAL RECORDS

	ALL COLLEGE GAMES	BY A DAYTON FLYER	AGAINST THE FLYERS	NCAA TOURNEY GAME
MOST POINTS	61 Austin Carr Notre Dame vs. Ohio, Mar 7, 1970	41 Tom Crosswhite vs. Loyola/La., Jan 9, 1971	45 Charles Jones LIU-Brooklyn, Mar 11, 1998 (NIT)	61 Austin Carr Notre Dame vs. Ohio, Mar 7, 1970
MOST POINTS IN A HALF	35 Austin Carr Notre Dame vs. Ohio, Mar 7, 1970	27 Tom Crosswhite vs. Loyola/La., Jan 9, 1971	34 Charles Jones LIU-Brooklyn, Mar 11, 1998 (NIT)	35 Austin Carr Notre Dame vs. Ohio, Mar 7, 1970
MOST FIELD GOALS MADE	25 Austin Carr Notre Dame vs. Ohio, Mar 7, 1970	18 Tom Crosswhite vs. Loyola/La., Jan 9, 1971	18 Charles Jones LIU-Brooklyn, Mar 11, 1998 (NIT)	25 Austin Carr Notre Dame vs. Ohio, Mar 7, 1970
MOST FIELD GOALS ATTEMPTED	44 Austin Carr Notre Dame vs. Ohio, Mar 7, 1970	30 Johnny Davis vs. Notre Dame, Feb 25, 1976	38 Charles Jones LIU-Brooklyn, Mar 11, 1998 (NIT)	44 Austin Carr Notre Dame vs. Ohio, Mar 7, 1970
BEST FIELD GOAL ACCURACY	1.000 Mike Sylvester (11-for-11) UD vs. Xavier, Feb 23, 1973	1.000 Mike Sylvester (11-for-11) vs. Xavier, Feb 23, 1973	Record unknown	.861 Three Times LAST: N. Colgan (11-13), Mar, Mar 16, 2001
MOST THREE POINTERS MADE	8 Shawn Haughn UD vs. Saint Louis, Feb 13, 1994	8 Shawn Haughn vs. Saint Louis, Feb 13, 1994	7 Twice	5 Twice
MOST THREE POINTERS ATTEMPTED	20 Tim Pollard Miss. Vly. St. vs. UD, Nov 11, 1988	13 Norm Grevey & Larry Hisle	20 Tim Pollard Miss. Valley St., Nov 11, 1988	16 Terrence Woods Fla. A&M (vs. Lehigh), Mar 16, 2004
BEST THREE POINTERS ACCURACY	1.000 Shawn Haughn (8-for-8) UD vs. Saint Louis, Feb 13, 1994	1.000 Shawn Haughn vs. Saint Louis, Feb 13, 1994	1.000 Archie Tullas (3-for-3) Detroit, Jan 21, 1987	1.000 Chuck Murphy DePaul (vs. Ga. Tech), Mar 15, 1991
FREE THROWS MADE	20 Jafonde Williams Hampton vs. UD, Jan 3, 1996	18 Edwin Young vs. La.-Monroe, Dec 18, 1997	20 Jafonde Williams Hampton, Jan 3, 1996	12 Harold Deane Virg. (vs. Nicholls St.), Mar 16, 1995
FREE THROWS ATTEMPTED	23 Jafonde Williams Hampton vs. UD, Jan 3, 1996 David Lawrence McLesse St. vs. UD, Dec 2, 1978	18 Johnny Davis Roosevelt Chapman Edwin Young, twice LAST: vs. La.-Monroe, Dec 18, 1997	20 Jafonde Williams Hampton, Jan 3, 1996 David Lawrence McLesse St., Dec 2, 1978	15 Harold Deane Virg. (vs. Nicholls St.), Mar 16, 1995 Jerrod Hoase Kansas vs. W. Kentucky, Mar 18, 1995
BEST FREE THROW ACCURACY	1.000 Edwin Young (18-for-18) UD vs. NE La., Dec 18, 1997	1.000 Edwin Young (18-for-18) vs. La.-Monroe, Dec 18, 1997	1.000 James Posey Xavier, Jan 30, 1999	1.000 Twice
MOST REBOUNDS	25 George Jackson UD, On two occasions	25 George Jackson Twice	22 Two Players	23 Kent Benson Indiana (vs. Kentucky), Mar 22, 1975
MOST ASSISTS	17 Jack Meeham Notre Dame vs. Ohio, Mar 7, 1970	15 Negele Knight vs. Xavier, Mar 10, 1990 (MCC)	15 Darius Clemons Loyola/ILL, Jan 16, 1982	17 Jack Meeham Notre Dame (vs. Ohio), Mar 7, 1970
MOST STEALS	9 Alex Robertson UD, On two occasions	9 Alex Robertson Twice	6 Several Times	6 Derrick Phelps Alcorn St. (vs. Xavier), Mar 15, 1983
MOST BLOCKED SHOTS	10 Calvin Booth Penn St. vs. UD, Mar 16, 1998 (NIT)	6 Ery Giddings vs. Youngstown St., Jan 10, 1977	10 Calvin Booth Penn St. vs. UD, Mar 16, 1998 (NIT)	9 D'or Fischer WVem. St. (vs. Winthrop), Mar 13, 2001

TEAM RECORDS

	ALL COLLEGE GAMES	BY THE FLYERS	AGAINST THE FLYERS	NCAA TOURNEY GAME
MOST POINTS	120 Dayton vs. Ashland, Jan 27, 1979	120 vs. Ashland Jan 27, 1979	116 Southern Dec. 15, 1990	112 Notre Dame vs. Ohio, Mar. 7, 1970
MOST POINTS IN A HALF	74 Dayton vs. Ashland, Jan 27, 1979 (2nd Half)	74 vs. Ashland Jan 27, 1979 (2nd Half)	68 Loyola/La. Jan. 9, 1971 (Half unknown)	58 Notre Dame vs. Ohio, Mar. 7, 1970 (2nd Half)
FEWEST POINTS	22 Roanoke vs. Dayton, Jan 9, 1978	38 vs. George Washington Jan. 18, 1997	22 Roanoke Jan. 2, 1978	43 Temple vs. Kansas, Mar. 15, 1986
FEWEST POINTS IN A HALF	10 Roanoke vs. Dayton, Jan 9, 1978 (2nd Half)	14 vs. Saint Louis Jan. 14, 1995 (2nd Half)	10 Roanoke Jan. 9, 1978 (2nd Half)	19 Jacksonville vs. Temple, Mar. 13, 1986 (2nd Half)
WIDEST MARGIN OF VICTORY	58 Dayton vs. Prairie View, Dec. 29, 1997 vs. Central Conn., Jan. 23, 1993	58 Twice vs. Prairie View, Dec. 29, 1997 vs. Central Conn., Jan. 23, 1993	43 Saint Louis Jan. 14, 1995	38 Cincinnati vs. Delaware, Mar. 20, 1992
BEST FIELD GOAL PERCENTAGE	.775 Dayton (31-for-40) vs. Southern, Mar 1, 1986	.775 vs. Southern (31-for-40) Mar. 1, 1986	Record unknown	.615 North Carolina A&T (32-for-52) vs. Morehead State, March 13, 1984
MOST THREE POINTERS MADE	14 Six Times	14 Six Times	14 Three times	13 Cal State Northridge vs. Syracuse, Mar. 16, 2001
BEST THREE POINT PERCENTAGE	.750 Twice (6-for-8, both times) UD (vs. E. Michigan), Dec. 6, 1997 Miami/Ohio (vs. UD), Feb. 23, 1987	.750 vs. E. Michigan (6-for-8) Dec. 6, 1997	.750 Miami/Ohio (6-for-8) Feb. 23, 1987	.500 Ohio State (5-for-10) vs. Towson, Mar. 15, 1991
MOST FREE THROWS MADE	35 Three Times Xavier (vs. UD), Jan. 30, 1999 UD (vs. Geo. Wash.), Feb. 14, 1998 Butler (vs. UD), Feb. 21, 1991	35 vs. Geo. Wash. Feb. 14, 1998	35 Twice Xavier, Jan. 30, 1999 Butler, Feb. 21, 1991	34 Navy vs. Louisiana St., Mar. 15, 1985
MOST FREE THROWS ATTEMPTED	47 Twice Xavier (vs. UD), Jan. 30, 1999 UD (vs. Detroit), Jan. 27, 1990	47 vs. Detroit Jan. 27, 1990	47 Xavier Jan. 30, 1999	43 Twice
BEST FREE THROW PERCENTAGE	1.000 Dayton (17-for-17) vs. Villanova, Mar 15, 1985 (NCAA)	1.000 vs. Villanova (17-for-17) Mar. 15, 1985 (NCAA)	.972 Butler (35-for-36) Feb. 21, 1991	1.000 Dayton (17-for-17) vs. Villanova, Mar. 15, 1985 (NCAA)

INDIVIDUAL GAME RECORDS

OVERALL SCORING

Player	Opponent	Date	Pts
1 Tom Crosswhite	Loyola/La.	Jan 9, 1971	41
2 Johnny Davis	Notre Dame	Feb 25, 1976	38
3 Chip Hare	Duquesne	Feb 4, 1993	35
4 Johnny Davis	Florida State	Mar 6, 1976	35

FRESHMEN SCORING

Player	Opponent	Date	Pts
1 Shawn Haughn	Saint Louis	Feb 13, 1994	30
2 Tony Stanley	Temple	Jan 28, 1998	26
Jim Rhoden	Fairfield NIT	Mar 10, 1978	26
4 Paul Hawkins	Toledo	Dec 27, 1980	25
5 Norman Plummer	La Salle	Jan 22, 2005	24
Tony Stanley	Miami/Ohio 2ot	Nov 22, 1997	24
Ed Young	Long Island	Mar 2, 1983	24
Jim Rhoden	Chattanooga	Jan 16, 1978	24
Johnny Davis	Xavier	Feb 23, 1974	24

OPPONENT SCORING

Player	Team	Date	Pts
1 Charles Jones	Long Island NIT	Mar 11, 1998	45
2 Keith Gailes	Loyola/ILL. MCC	Mar 9, 1990	44

FIELD GOALS, MADE

Player	Opponent	Date	FG
1 Tom Crosswhite	Loyola/La.	Jan 9, 1971	18
2 Roosevelt Chapman	Otterbein	Nov 27, 1982	16

FIELD GOALS, ACCURACY (min. 10 made)

Player	Opponent	Date	FG/Att	Pct
1 Mike Sylvester	Xavier	Feb 23, 1974	11/11	1.000
2 Mike Kaniieski	Hofstra	Dec 29, 1981	10/10	1.000
3 Dave Colbert	Southern	Mar 1, 1986	13/14	.929

THREE-POINT FIELD GOALS, MADE

Player	Opponent	Date	3Pt
1 Shawn Haughn	Saint Louis	Feb 13, 1994	8
2 Norm Grevey	Butler	Feb 25, 1989	7
Norm Grevey	Cincinnati	Dec 29, 1990	7

THREE-POINT FIELD GOALS, ACCURACY (min. 4 made)

Player	Opponent	Date	3Pt/Att	Pct
1 Shawn Haughn	St. Louis	Feb 13, 1994	8/8	1.000
2 Marques Bennett	Coppin State	Nov 27, 2004	4/4	1.000
Negele Knight	Xavier	Mar 3, 1990	4/4	1.000
Chip Jones	Marquette	Jan 5, 1991	4/4	1.000
Derrick Dukes	Niagara	Jan 12, 1993	4/4	1.000
Chip Hare	Duquesne	Feb 4, 1993	4/4	1.000

FREE THROWS, MADE

Player	Opponent	Date	FT
1 Edwin Young	NE Louisiana	Dec 18, 1997	18
2 Edwin Young	Geo Washington	Feb 14, 1998	16

FREE THROWS, ACCURACY (min. 4 made)

Player	Opponent	Date	M/Att	Pct
1 Edwin Young	NE La.	Dec 18, 1997	18/18	1.000
George Janky	N. Dame	Feb 28, 1970	13/13	1.000
Darnell Hoskins	Va. Tech	Feb 15, 1997	13/13	1.000

ASSISTS

Player	Opponent	Date	Asts
1 Negele Knight	Xavier	Mar 10, 1990	15
2 Ray Springer	Xavier	Feb 4, 1989	14
Kevin Conrad	Otterbein	Nov 27, 1982	14
Kevin Conrad	Xavier	Feb 22, 1981	14
Kevin Conrad	Alcorn State	Feb 7, 1981	14
6 Derrick Dukes	Southern	Dec 15, 1990	13
Larry Schellenberg	Cincinnati	Jan 12, 1985	13
Jim Paxson	Col Poly Pomona	Dec 11, 1978	13

REBOUNDS

Player	Opponent	Date	Reb
1 George Jackson	Tampa	Feb 24, 1971	25
George Jackson	Xavier	Feb 4, 1970	25
3 Ryan Perryman	Long Island NIT	Mar 11, 1998	23
4 Erv Giddings	Fairfield NIT	Mar 10, 1978	22
Erv Giddings	Eastern Kentucky	Dec 9, 1975	22

BLOCKED SHOTS

Player	Opponent	Date	Blks
1 Erv Giddings	Youngstown State	Jan 10, 1977	6
2 Sean Finn	Delaware State	Nov 24, 2002	5
3 Anthony Corbitt	Loyola/ILL.	Feb 11, 1989	4
Anthony Corbitt	Butler	Feb 25, 1989	4
Keith Waleskowsky	Geo. Washington	Feb 17, 2001	4
Manty Scott	Grambling	Dec 9, 2006	4
Kurt Huelsman	Austin Peay	Nov 11, 2006	4

STEALS

Player	Opponent	Date	Sts
1 Alex Robertson	Miami/Ohio	Dec 30, 1993	9
Alex Robertson	Notre Dame	Feb 25, 1992	9
3 Negele Knight	Mississippi Valley	Nov 30, 1988	7
Kevin Conrad	La Salle	Feb 12, 1983	7

TEAM GAME RECORDS

FIELD GOALS MADE

Date	Opponent	FGM
1 Jan 27, 1979	Ashland	53
2 Dec 27, 1967	Portland	52
3 Dec 1, 1979	Ashland	49
Nov 27, 1982	Otterbein	49

FIELD GOALS, ATTEMPTED

Date	Opponent	FGA
1 Dec 30, 1950	Arizona St.	107
Jan 9, 1952	Ohio U.	107
3 Feb 14, 1957	Regis	102

FIELD GOALS, ACCURACY

Date	Opponent	FGM	FGA	Pct
1 Mar 1, 1986	Southern	31	40	.775
2 Feb 18, 1970	Kent State	34	47	.723

FIELD GOALS, ACCURACY (Best Half)

Date	Opponent	FGM	FGA	Pct
1 Mar 1, 1986	Southern 1st	19	22	.864
2 Jan 25, 1969	Miami/Ohio 2nd	17	22	.773

FREE THROWS, MADE

Date	Opponent	FTM
1 Feb 8, 1957	Villanova	44
2 Dec 16, 1953	Louisville	40

FREE THROWS, ATTEMPTED

Date	Opponent	FTA
1 Dec 16, 1953	Louisville	58
2 Feb 8, 1957	Villanova	56

FREE THROWS, ACCURACY

Date	Opponent	FTM	FTA	Pct
1 Mar 15, 1985	Villanova	17	17	1.000
Mar 12, 1986	McNeese St.	13	13	1.000

THREE POINT FIELD GOALS, MADE

Date	Opponent	3PM
1 Jan 9, 1997	Wright State	15
2 Dec 27, 1989	Southern	14
Dec 22, 1990	Bradley	14
Dec 27, 1990	Texas Southern	14
Dec 11, 1993	Wright State	14
Jan 3, 1994	DePaul	14
Mar 1, 1994	Detroit	14
Dec 29, 1997	Prairie View	14

THREE POINT FIELD GOALS, ATTEMPTED

Date	Opponent	3PA
1 Dec 1, 1990	Morehead	45
2 Jan 3, 1994	DePaul	39
3 Dec 15, 1990	Southern	38

THREE POINT FIELD GOALS, ACCURACY

Date	Opponent	3PM	3PA	Pct
1 Dec 6, 1997	Eastern Michigan	6	8	.750
2 Jan 25, 2000	La Salle	10	15	.667
Feb 14, 1987	Miami/Fla.	4	6	.667
Dec 27, 1997	Northwestern	8	12	.667
4 Jan 9, 1997	Wright State	15	23	.652
5 Dec 16, 1986	Ohio State	7	11	.636

REBOUNDS

Date	Opponent	Reb
1 Feb 14, 1957	Regis	93
2 Dec 1, 1956	G Adolphus	88
3 Feb 23, 1955	Toledo	81

ASSISTS

Date	Opponent	Assts
1 Dec 7, 1985	Long Island	37
2 Dec 3, 1988	Central Florida	34
3 Dec 27, 1989	Southern	30

BLOCKED SHOTS

Date	Opponent	Blocks
1 Nov 29, 1978	Wittenberg	9
Jan 19, 1982	Jersey City	9
Dec 18, 1982	Toledo	9
Jan 6, 1990	Wright State	9

STEALS

Date	Opponent	Steals
1 Nov 29, 1989	Furman	17
Jan 10, 1991	Loyola/ILL.	17
Dec 14, 1991	Mt St. Mary's	17

TEAM SEASON RECORDS

HOME WINS

Year	Overall	HmGms	HmRec	Wins
1 2002-03	24-6	18	17-1	17
1977-78	19-10	20	17-3	17
2 1981-82	21-9	18	16-2	16
1989-90	22-10	19	16-3	16
4 1973-74	20-9	16	15-1	15
1985-86	17-13	17	15-2	15
1978-79	19-10	18	15-3	15
1984-85	19-10	18	15-3	15
2006-07	19-11	17	15-2	15

HOME WIN PERCENTAGE

Year	Overall	HmGms	HmRec	Pct.
1 2002-03	24-6	18	17-1	.944
2 1973-74	20-9	16	15-1	.938
3 1981-82	21-9	18	16-2	.889
4 1985-86	17-13	17	15-2	.882
5 1983-84	21-11	16	14-2	.875

HIGHEST PERCENTAGE OF WINS AT HOME

Year	Overall	Home	HmPct.	%W
1 1993-94	6-21	6-10	0.375	1.000
1994-95	7-20	7-9	0.438	1.000
3 1979-80	13-14	12-5	0.706	.923
1996-97	13-14	12-3	0.800	.923
5 1977-78	19-10	17-3	0.850	.895



UD ARENA & THE NCAA TOURNAMENT

2007 DAYTON BASKETBALL

There are many reasons why the NCAA Tournament Committee has called on the University of Dayton Arena to be a host for so many NCAA Tournament games:

- The University had constructed a new (and large) arena in 1969, making it one of the most attractive venues in the country.
- The hometown Flyers had been so good for so long that the college basketball fans in the Miami Valley were among the most knowledgeable and supportive in the country.
- Dayton's Director of Athletics Thomas J. Frericks was an influential member of the tournament committee and a visionary regarding how to host a tournament.
- After hosting so many times, the NCAA often sent those chosen to host to Dayton, to witness the model of how to host the tournament.

Pick whatever reason you want, but there is certainly no argument that the UD Arena has been the site of more memorable NCAA Tournament moments than any facility in history. Among the Arena memories...

Notre Dame's Austin Carr scored 35 points against Ohio University -- in the first half. He added 26 more after intermission and holds the single-game mark to this day.

Adolph Rupp's Kentucky Wildcats fell to Florida State in 1972, ending his amazing career that resulted in 875 victories.

Kentucky handed Bobby Knight's Hoosiers their only loss in a two-year, 64-game span in what was called college basketball's greatest game until Christian Laettner eliminated UK in Philadelphia in 1992

The world was introduced to a magical freshman from Michigan State in 1978. But the Spartans title would wait a year as soon-to-be champ Kentucky knocked out Magic Johnson, handing him his only NCAA Tourney loss.

Mark Aguirre's agony as he gripped the ball after it had gone through the net to beat his top-ranked DePaul Blue Demons in his final collegiate game -- a loss to Saint Joseph's.

Indiana trouncing the Maryland Terrapins en route to winning the 1981 NCAA Title with sophomore Isiah Thomas leading the way in his final collegiate season.

In a simple 1984 play-in game, referee Mickey Crowley, former Supervisor of Atlantic 10 Men's Basketball Officials, ran to the ESPN announcing position to watch a replay to determine whom to send to the foul line.

One amazing day in 1985: Fairleigh Dickinson nearly beat powerful Michigan, Villanova started its dream run to the NCAA Championship (against the Dayton Flyers no less), Len Bias and Maryland stole one from Ron Harper and the Miami Redskins and David Robinson jumped into the nation's conscious as Navy decimated LSU.

One year later, another amazing freshman took to the floor in Kansas' Danny Manning while Michigan State's Scott Skiles fought and clawed his way to the regional while making a remarkable around-the-body pass on a breakaway.

Ohio State, led by Jimmy Jackson and hometown hero Mark Baker (a Dunbar High School grad), knocked out Georgia Tech and then Jackson announced that Kenny Anderson was going pro.

After going 0-3 in NCAA Tournament Games at the UD Arena, the 1995 Miami Redskins shocked the Arizona Wildcats behind the deadlocked Devin Davis.

The North Carolina State women knocking off the top two seeds in the East -- UConn and Old Dominion -- to advance to the 1998 Final Four.

George Mason became everyone's favorite underdog by knocking off two recent national champions -- Michigan State (2000) and North Carolina (2005) -- in Dayton on the way to the 2006 Final Four.

In 2006, UD Arena became just the third venue to host 70 Men's NCAA Tournament Games -- joining Kansas City's Municipal Auditorium and Salt Lake City's Huntsman Center.

When the NCAA tournament field was expanded to 65 teams in 2000, UD Arena hosted the first-ever Opening Round Game. The Opening Round game was such a success in Dayton that the NCAA elected to hold the game at UD Arena through 2010. The 2008 Opening Round Game will be played on March 18.

In such a short time, the Opening Round Game has become one of the most exciting and entertaining games of the NCAA Tournament. In 2002, Prosper Karangwa of Siena scored 31 points to lead his Siena Saints to an 81-77 win over Alcorn State and legendary coach Davey L. Whitney. The 2003 NCAA Tournament was known for its close games and exciting finishes, and the Opening Round set the tone as UNC Asheville and Texas Southern found themselves knotted at 75-75 at the end of regulation. UNC Asheville, making its first-ever NCAA Tournament appearance, came away with a 92-84 win in overtime.

In 2003, the Women's NCAA Tournament returned to Dayton for the East Regional. Not only did the four teams who visited UD Arena feature the defending National Champion Connecticut Huskies, but also the four previous National Champions: Connecticut, who also won the title in 2000, 2001 Champion Notre Dame, and Purdue, who won it all in 1999. Connecticut survived the bracket of champions and went on to take the 2003 National Championship.

The women's regional will return to the Arena in 2010. The men's First and Second Rounds are scheduled for the Arena in 2009.

MOST PROLIFIC NCAA TOURNAMENT VENUES

Gms	Building	City	Span
83	Municipal Auditorium	Kansas City, Mo.	1940-1964
75	Huntsman Center	Salt Lake City, Utah	1971-2003
74	UD ARENA	DAYTON, OHIO	1970-2007
71	Madison Square Garden	New York, N.Y.	1943-1961
55	The Omni	Atlanta, Ga.	1977-1992
54	RCA Dome	Indianapolis, Ind.	1987-2007
53	Charlotte Coliseum I	Charlotte, N.C.	1958-1999
51	The Palestra	Philadelphia, Pa.	1939-1984
50	Freedom Hall	Louisville, Ky.	1958-1991

UD ARENA & THE NCAA TOURNAMENT SELECTED PLAYERS WHO HAVE PLAYED IN THE NCAAS AT UD ARENA

Player	School	Year
Mark Aguirre	DePaul	1981
Kenny Anderson	Georgia Tech	1991
Kent Benson	Indiana	1975
Damone Brown	Syracuse	2001
Len Bias	Maryland	1985
Quinn Buckner	Indiana	1975
Austin Carr	Notre Dame	1970
Artis Gilmore	Jacksonville	1970
Goose Givens	Kentucky	1978
Nick Collison	Kansas	2001
Drew Gooden	Kansas	2001
Tyler Hansbrough	North Carolina	2006
Ron Harper	Miami/Ohio	1985
Jimmy Jackson	Ohio State	1991
Magic Johnson	Michigan State	1978
Greg Kelsey	Michigan State	1978
Roef LaFrentz	Kansas	1995
Kyle Macy	Kentucky	1978
Danny Manning	Kansas	1986
Scott May	Indiana	1975
Jim McDaniel	Western Kentucky	1970
Ed Pinckney	Villanova	1985
Shawn Respert	Michigan State	1992
Rick Robey	Kentucky	1978
David Robinson	Navy	1985
Dan Roundfield	Central Michigan	1975
Malik Sealley	St. John's	1991
Miles Simon	Arizona	1995
Scott Skiles	Michigan State	1986
Damon Stoudamire	Arizona	1995
Roy Tarpley	Michigan	1985
Diana Tarrasi	Connecticut	2003
Isiah Thomas	Indiana	1981
Nick Van Exel	Cincinnati	1992

THOSE WHO'VE COACHED IN THE NCAAS AT UD ARENA AND HAVE WON A NATIONAL CHAMPIONSHIP

Coach	Team	Years
Geno Auriemma	Connecticut	1995, '00, '02, '03
Larry Brown	Kansas	1986
Steve Fisher	Michigan	1995
Joe B. Hall	Kentucky	1978
Dan Haskins	UTEP	1992
Jud Heathcote	Michigan St.	1978, '86, '92
Tom Izzo	Michigan St.	2006
Bobby Knight	Indiana	1979, '81
Muffet McGraw	Notre Dame*	2001
Al McGuire	Marquette	1972, '73, '76
Rollie Massimino	Villanova	1985
Lute Olsen	Arizona	1995
Adolph Rupp	Kentucky	1972
Dean Smith	North Carolina	1976
John Thompson	Georgetown	1986
Roy Williams*	North Carolina	2006

* Also coached Kansas at UD Arena in 2001 NCAA Tournament

UD ARENA & NCAA TOURNAMENT

NCAA GAME-BY-GAME AT UD ARENA

Men's NCAA Tournament Games

Date	Team	Score	Team	Score	Region	Round	Att
Mar 7, 1970	Notre Dame	112	Ohio	82	Midwest	First	13,458
Mar 7, 1970	Jacksonville	109	Western Kentucky	96	Midwest	First	13,458
Mar 16, 1972	Florida State	70	Minnesota	56	Midwest	Reg. Semi	13,458
Mar 16, 1972	Kentucky	85	Marquette	69	Midwest	Reg. Semi	13,458
Mar 18, 1972	Florida State	73	Kentucky	54	Midwest	Reg. Final	13,458
Mar 18, 1972	Minnesota	77	Marquette	72	Midwest	Reg. Consol	13,458
Mar 10, 1973	Marquette	77	Miami/Ohio	62	Midwest	First	13,458
Mar 10, 1973	Austin Peay	77	Jacksonville	75	Midwest	First	13,458
Mar 20, 1975	Kentucky	90	Central Michigan	73	Midwest	Reg. Semi	13,458
Mar 20, 1975	Indiana	81	Oregon State	71	Midwest	Reg. Semi	13,458
Mar 22, 1975	Kentucky	92	Indiana	90	Midwest	Reg. Final	13,458
Mar 22, 1975	Central Michigan	88	Oregon State	87	Midwest	Reg. Consol	13,458
Mar 13, 1976	Alabama	79	North Carolina	64	Midwest	First	13,458
Mar 13, 1976	Marquette	79	Western Kentucky	60	Midwest	First	13,458
Mar 16, 1978	Kentucky	91	Miami/Ohio	69	Midwest	Reg. Semi	13,458
Mar 16, 1978	Michigan State	90	Western Kentucky	69	Midwest	Reg. Semi	13,458
Mar 18, 1978	Kentucky	52	Michigan State	49	Midwest	Reg. Final	13,458
Mar 12, 1981	Saint Joseph's	59	Creighton	57	Midwest	First	13,252
Mar 12, 1981	Maryland	81	Tenn.-Chattanooga	69	Midwest	First	13,252
Mar 13, 1981	Saint Joseph's	49	DePaul	48	Midwest	Second	13,157
Mar 13, 1981	Indiana	99	Maryland	64	Midwest	Second	13,157
Mar 15, 1983	Robert Morris	64	Georgia Southern	54	Midwest	Play-In	7,641
Mar 15, 1983	Alcorn State	81	Xavier	75	Midwest	Play-In	7,641
Mar 13, 1984	Morehead State	70	North Carolina A&T	69	Midwest	Play-In	7,465
Mar 13, 1984	Alcorn State	79	Houston Baptist	60	Midwest	Play-In	7,465
Mar 15, 1985	Michigan	59	Fairleigh Dickinson	55	Southeast	First	13,260
Mar 15, 1985	Villanova	51	Dayton	49	Southeast	First	13,260
Mar 15, 1985	Maryland	69	Miami/Ohio	68	Southeast	First	13,260
Mar 15, 1985	Navy	78	Louisiana State	55	Southeast	First	13,260
Mar 17, 1985	Villanova	59	Michigan	55	Southeast	Second	13,260
Mar 17, 1985	Maryland	64	Navy	59	Southeast	Second	13,260
Mar 13, 1986	Kansas	71	North Carolina A&T	46	Midwest	First	13,260
Mar 13, 1986	Temple	61	Jacksonville	50	Midwest	First	13,260
Mar 13, 1986	Georgetown	70	Texas Tech	64	Midwest	First	13,260
Mar 13, 1986	Michigan State	72	Washington	70	Midwest	First	13,260
Mar 15, 1986	Kansas	65	Temple	43	Midwest	Second	13,260
Mar 15, 1986	Michigan State	80	Georgetown	68	Midwest	Second	13,260
Mar 15, 1991	St. John's	75	Northern Illinois	68	Midwest	First	13,055
Mar 15, 1991	Texas	73	St. Peter's	65	Midwest	First	13,055
Mar 15, 1991	Ohio State	97	Towson State	86	Midwest	First	13,055
Mar 15, 1991	Georgia Tech	87	DePaul	70	Midwest	First	13,055
Mar 17, 1991	Ohio State	65	Georgia Tech	61	Midwest	Second	13,055
Mar 17, 1991	St. John's	84	Texas	76	Midwest	Second	13,055
Mar 20, 1992	Cincinnati	85	Delaware	47	Midwest	First	13,007

Date	Team	Score	Team	Score	Region	Round	Att
Mar 20, 1992	Michigan State	61	SW Missouri State	54	Midwest	First	13,007
Mar 20, 1992	Texas	100	Howard	67	Midwest	First	13,007
Mar 20, 1992	Texas-El Paso	55	Evansville	50	Midwest	First	13,007
Mar 22, 1992	Cincinnati	77	Michigan State	65	Midwest	Second	13,007
Mar 22, 1992	Texas-El Paso	66	Kansas	60	Midwest	Second	13,007
Mar 16, 1995	Miami/Ohio	71	Arizona	62	Midwest	First	13,045
Mar 16, 1995	Virginia	96	Nicholls State	72	Midwest	First	13,045
Mar 16, 1995	Kansas	82	Colgate	68	Midwest	First	13,045
Mar 16, 1995	Western Kentucky	82	Michigan	76	Midwest	First	13,045
Mar 18, 1995	Virginia	60	Miami/Ohio	54	Midwest	Second	13,045
Mar 18, 1995	Kansas	75	Western Kentucky	70	Midwest	Second	13,045
Mar 13, 2001	Northwestern St.	71	Winthrop	67	Midwest	Opening	6,813
Mar 16, 2001	Illinois	96	Northwestern St.	54	Midwest	First	13,009
Mar 16, 2001	Charlotte	70	Tennessee	63	Midwest	First	13,009
Mar 16, 2001	Kansas	99	Cal State Northridge	75	Midwest	First	13,133
Mar 16, 2001	Syracuse	79	Hawai'i	69	Midwest	First	13,133
Mar 18, 2001	Kansas	87	Syracuse	58	Midwest	Second	13,159
Mar 18, 2001	Illinois	79	Charlotte	61	Midwest	Second	13,159
Mar 12, 2002	Siena	81	Alcorn State	77	East	Opening	8,681
Mar 18, 2003	UNC Asheville	92	Texas Southern	84	South	Opening	7,711
Mar 16, 2004	Florida A & M	72	Lehigh	57	St. Louis	Opening	7,808
Mar 15, 2005	Oakland	79	Alabama A&M	69	Syracuse	Opening	8,254
Mar 14, 2006	Monmouth	71	Hampton	49	Minneapolis	Opening	7,764
Mar 17, 2006	Georgetown	54	Northern Iowa	49	Minneapolis	First	12,945
Mar 17, 2006	Ohio State	70	Davidson	62	Minneapolis	First	12,945
Mar 17, 2006	George Mason	75	Michigan State	65	Washington	First	12,945
Mar 17, 2006	North Carolina	69	Murray State	65	Washington	First	12,945
Mar 19, 2006	Georgetown	70	Ohio State	52	Minneapolis	Second	12,945
Mar 19, 2006	George Mason	65	North Carolina	60	Washington	Second	12,945
Mar 13, 2007	Niagara	77	Florida A&M	69	West	Opening	8,257

WOMEN'S NCAA TOURNAMENT GAMES

Mar 21, 1998	North Carolina St.	55	Old Dominion	54	East	Reg. Semi	7,243
Mar 21, 1998	Connecticut	74	Arizona	57	East	Reg. Semi	7,243
Mar 23, 1998	North Carolina St.	60	Connecticut	52	East	Reg. Final	7,220
Mar 28, 2003	Connecticut	70	Boston College	49	East	Reg. Semi	9,552
Mar 28, 2003	Purdue	66	Notre Dame	47	East	Reg. Semi	9,552
Apr 1, 2003	Connecticut	73	Purdue	64	East	Reg. Final	8,503
Mar 25, 2007	Tennessee	65	Marist	46	East	Reg. Semi	9,023
Mar 25, 2007	Ole Miss	90	Oklahoma	82	East	Reg. Semi	9,023
Mar 27, 2007	Tennessee	98	Ole Miss	62	East	Reg. Final	8,205

Key:
 Reg Semi - Regional Semifinal
 Reg Final - Regional Final
 Reg Consol - Regional Consolation Game

CATEGORY	AVG.	GAMES	TOTAL
All Men's NCAA Tournament Games	12,282	74	908,844
Men's Opening Round/Play-In Games	7,066	11	77,736
Men's Non-Opening/Play-In Round Games	13,200	63	831,638
All Women's NCAA Tournament Games	6,869	11	75,564
Total (Men & Women, All Rounds)	11,581	85	984,408

In March of 2001, ESPN.com reporter Andy Katz wrote that the NCAA was "right by placing [the NCAA Tournament Opening Round Game] in Dayton. These fans are hoop junkies, even if the Flyers aren't on the floor." The following year, ESPN personality Mike Tirico added "There's no better basketball town in this country than Dayton, Ohio."



THE FLYER FAITHFUL

2007 DAYTON BASKETBALL

The Flyer Faithful is a contingent that can be compared with the Green Bay Packer fans. The fans know that to acquire lower-Arena season tickets, they need to be in for the long haul -- maybe a quarter-century or so.

The Arena was opened in 1969 to accommodate a demand for seats that the 5,808-seat UD Fieldhouse could not supply. And Flyer tickets have remained hard to come by ever since. Since the doors opened at the Arena, the worst national attendance ranking for the Flyers has been 35th.

Atlantic 10 Television's Mike Gorman and John Griffin liken the Flyer fanatics to the Duke maniacs in Durham, N.C., calling the UD Arena "the Cameron Indoor of the Atlantic 10."

Not only has Dayton led the Atlantic 10 in attendance each year since joining the conference, but UD Arena has become a frightening stop for the opposition. Eighty-three A-10 teams have entered UD Arena, and 65 have left with a loss, including six conference opponents who were ranked.

"As a player, you feel like a little kid in a candy store," says former Flyer Edwin Young. "You get that excited when you hear 13,000 people screaming." "They got us energized. We fed off them. Whenever I got down, I thought about our fans. You want to bottle their enthusiasm and unleash it...They're such a part of the team, it's like they're one of the family."

Of course, this is not a new phenomenon at UD. Since the Arena doors opened in 1969, the Flyers have played 637 home games and crowds of at least 10,000 have shown up for 95 percent of the contests. Seventy-eight of those games have been official sellouts.

The City of Dayton supports basketball like no other city of its size (and better than most larger cities). The Arena has been the site of 26 full Men's NCAA Basketball Tournament sessions and all have been soldout -- always well in advance.

The five sessions that weren't sellouts were the play-in rounds of 1983 and 1984 and the Opening Rounds from 2001-2005. The play-in rounds predated the 64-team field and featured four of the tournament's lowest-seeded teams, and the Opening Round featured the two lowest-rated teams in the 65-team field.

Of the 2001 Opening Round, ESPN's Andy Katz wrote, "Instead of an empty arena, the NCAA guessed right in placing this game in Dayton. These fans are hoops junkies, even if the Flyers aren't on the floor."

The NCAA tournament program rationalized the decision to place the Opening Round in Dayton by saying UD Arena is "the NCAA's Disneyland when it comes to ideal destinations for men's NCAA Tournament games."

In 1998 the Arena hosted the NCAA Women's Tournament for the first time and drew more than 7,000 in each session, making it one of the best regional draws ever at a location where the host wasn't participating. The 2003 Women's East Regional was the highest attended NCAA tournament site, aside from the Final Four, where a home team was not in action.

The crowds have been so good for so long, that The Sporting News' college basketball analyst Mike DeCourcy wrote, "Dayton fans are the most loyal in America, showing up to fill their arena even when the Flyers were scraping the bottom...." The Sporting News also proclaimed that the Flyer Faithful are the best fans in all of college basketball in a fall 2000 issue.

Not even a blizzard could stop the Flyer Faithful. In February of 2003, with much of the surrounding counties in a state of emergency due to snowfall, many questioned how many people would show up for a game versus No. 25 Saint Joseph's. The game was a sellout with less than 500 no shows. "I'm not surprised," said then-UD head coach Oliver Purnell, "These people would get here in snowmobiles if they had to."

And when things are going well for the Flyers, no place rocks like the UD Arena. In 1997-1998, when the Flyers advanced to the National Invitation Tournament's second round, the Penn State Nittany Lions came to Dayton and the game left the travel party shaking their heads. Penn State won a tough-fought 77-74 decision, but the crowd was a topic of conversation following the game.

"This is the best place I've played at since I've been in college," said Nittany Lion Jarrett Stephens. "This beats any place in the Big Ten." As one Pennsylvania writer left court-side following the game she remarked to another writer, "Maybe these people will finally shut up." With the Flyer Faithful, never count on that.



On February 16, 2003, LeBron-mania hit UD Arena, as a sold-out crowd watched future NBA No. 1-pick LeBron James (right) and his St. Vincent-St. Mary's squad take on Alter High School. He returned eight months later with his Cleveland Cavaliers for an NBA Exhibition game.

YEAR-BY-YEAR ATTENDANCE

Season	Record	Gms	Att.	Avg	Rank*
1969-70	11-4	15	194,728	12,982	5th
1970-71	13-3	16	204,276	12,767	6th
1971-72	10-5	15	191,109	12,741	10th
1972-73	10-6	16	193,480	12,093	---
1973-74	15-1	16	190,809	11,926	10th
1974-75	8-9	17	194,847	11,462	---
1975-76	12-5	17	189,633	11,155	---
1976-77	12-6	18	205,425	11,413	---
1977-78	17-3	20	229,997	11,500	17th
1978-79	15-3	18	210,649	11,703	20th
1979-80	12-5	17	183,090	10,770	22nd
1980-81	14-3	17	177,213	10,424	25th
1981-82	16-2	18	184,231	10,235	28th
1982-83	13-4	17	169,146	9,950	32nd
1983-84	14-2	16	173,368	10,836	25th
1984-85	15-3	18	211,096	11,728	21st
1985-86	15-2	17	199,836	11,755	21st
1986-87	10-7	17	198,794	11,694	20th
1987-88	8-8	16	193,209	12,076	24th
1988-89	9-8	17	198,640	11,684	26th
1989-90	16-3	19	234,402	12,338	25th
1990-91	11-7	18	226,741	12,597	25th
1991-92	12-4	16	196,142	12,259	30th
1992-93	3-12	15	172,057	11,470	32nd
1993-94	6-10	16	173,885	10,868	35th
1994-95	7-9	16	175,391	10,962	34th
1995-96	12-4	16	181,472	11,342	33rd
1996-97	12-3	15	163,277	10,885	35th
1997-98	14-4	18	210,911	11,717	26th
1998-99	9-6	15	179,625	11,975	27th
1999-00	13-2	15	189,667	12,644	24th
2000-01	12-6	18	218,822	12,157	24th
2001-02	13-4	17	206,213	12,130	23rd
2002-03	17-1	18	220,789	12,266	24th
2003-04	15-3	18	226,738	12,597	25th
2004-05	12-4	16	201,114	12,570	18th
2005-06	12-5	17	211,176	12,423	23rd
2006-07	15-2	17	208,522	12,266	26th

All-Time Record at UD Arena: 460-177

All-Time Games: 638

All-Time Attendance: 7,294,264

All-Time Average: 11,746

*denotes NCAA Division I Attendance Rank

NBA EXHIBITIONS AT UD ARENA

Date	Game	Att.
Sept. 26, 1970	Cleveland 101, Phoenix 89	9,800
Sept. 26, 1970	Buffalo 116, Cincinnati 108	9,800
Sept. 28, 1971	Cincinnati 118, Buffalo 100	1,200
Oct. 4, 1971	Indiana 106, Kentucky 98	3,100
Oct. 4, 1974	Milwaukee 103, Portland 96	13,458
Oct. 9, 1974	Philadelphia 112, Houston 107	1,423
Oct. 3, 1975	Washington 109, Boston 108	5,383
Oct. 11, 1977	N.Y. Knicks 113, Boston 109	7,775
Oct. 10, 1978	L.A. Lakers 107, Phoenix 105	4,198
Oct. 12, 1984	Indiana 110, Cleveland 106	1,336
Oct. 26, 1988	Cleveland 120, Detroit 102	8,087
Oct. 18, 1989	Phoenix 115, N.Y. Knicks 106	6,584
Oct. 15, 1995	Chicago 114, Indiana 105	13,500
Oct. 10, 1997	Cleveland 105, Indiana 98	8,487
Oct. 14, 1999	Milwaukee 113, Atlanta 89	3,926
Oct. 11, 2004	Cleveland 103, Charlotte 77	7,589



ALL-TIME UD ARENA SELLOUTS



Date	AP Ranks		Opponent	W/L	UD	Opp	Att	
	UD	Opp						
1 Dec 6, 1969	---	---	Bowling Green	W	72	70	13,450	
2 Dec 23, 1969	---	---	Cincinnati	L	62	64	13,450	
3 Dec 27, 1969	---	---	Miami/Ohio	L	64	66	13,450	
4 Jan 14, 1970	---	18	Louisville	L	69	77	13,450	
5 Jan 17, 1970	---	---	DePaul	W	79	75	13,450	
6 Jan 31, 1970	---	---	Colgate	W	97	82	13,450	
7 Feb 7, 1970	---	12	Florida State	L	76	82	13,450	
8 Feb 28, 1970	---	13	Notre Dame	W	95	79	13,450	
9 Dec 22, 1970	---	---	Duke	L	64	70	13,458	
10 Jan 13, 1971	---	16	Louisville	L	68	73	13,458	
11 Mar 3, 1971	---	---	Miami/Ohio	L	53	83	13,458	
12 Feb 26, 1972	---	10	Southwestern Louisiana	L	86	103	13,458	
13 Mar 4, 1972	---	---	Notre Dame	W	86	74	13,458	
14 Dec 9, 1972	---	---	Michigan	L	78	81	13,458	
15 Mar 4, 1974	---	2	Notre Dame	W	97	82	13,528	
16 Feb 11, 1978	---	---	Cincinnati	L	40	42	13,458	
17 Mar 4, 1978	---	7	Notre Dame	W	66	59	13,458	
18 Mar 14, 1978	---	---	Georgetown	NIT	L	62	71	13,458
19 Jan 16, 1979	---	7	Louisville	L	76	77	13,458	
20 Mar 1, 1980	---	14	Notre Dame	L	54	62	13,455	
21 Mar 4, 1981	---	2	DePaul	L	64	84	13,455	
22 Mar 6, 1982	---	---	Notre Dame	W	79	72	13,455	
23 Mar 3, 1984	---	---	Notre Dame	W	80	70	13,505	
24 Jan 12, 1985	---	---	Cincinnati	W	81	66	13,455	
25 Jan 26, 1985	---	7	DePaul	W	65	64	13,495	
26 Feb 8, 1985	---	---	Canisius	W	60	52	13,455	
27 Feb 23, 1985	---	---	Marquette	W	72	59	13,455	
28 Mar 9, 1985	---	---	Notre Dame	2ot	L	73	80	13,511
29 Mar 15, 1985	---	---	Villanova	NCAA	L	49	51	13,260
30 Feb 22, 1986	---	---	Marquette	L	79	82	13,502	
31 Dec 16, 1986	---	---	Ohio State	W	89	86	13,511	
32 Jan 31, 1987	---	---	Cincinnati	W	67	64	13,511	
33 Mar 7, 1987	---	20	Notre Dame	L	56	62	13,511	
34 Jan 23, 1988	---	---	Marquette	W	67	62	13,452	
35 Mar 5, 1988	---	---	Wright State	W	89	71	13,511	
36 Mar 12, 1988	---	---	Notre Dame	L	59	72	13,511	
37 Dec 17, 1988	---	14	Ohio State	L	76	104	13,511	
38 Feb 4, 1989	---	---	Xavier*	L	78	82	13,511	
39 Jan 6, 1990	---	---	Wright State	L	99	101	13,511	
40 Jan 27, 1990	---	---	Detroit*	W	100	80	13,511	

Date	AP Ranks		Opponent	W/L	UD	Opp	Att	
	UD	Opp						
41 Feb 28, 1990	---	---	Notre Dame	W	97	79	13,511	
42 Mar 3, 1990	---	19	Xavier*	W	111	108	13,511	
43 Mar 9, 1990	---	---	Loyola/Ill.	MCC	W	97	95	13,202
44 Mar 10, 1990	---	24	Xavier	MCC	W	98	89	13,202
45 Dec 29, 1990	---	---	Cincinnati	L	71	75	13,511	
46 Feb 17, 1991	---	---	Xavier	W	83	79	13,511	
47 Feb 29, 1992	---	---	Xavier*	L	56	72	13,511	
48 Dec 29, 1992	---	21	Cincinnati	L	55	65	13,511	
49 Dec 11, 1993	---	---	Wright State	W	83	56	13,505	
50 Jan 15, 1994	---	21	Cincinnati*	L	63	79	13,505	
51 Jan 24, 1998	---	19	Xavier*	W	93	82	13,521	
52 Feb 21, 1998	---	---	Rhode Island*	W	71	62	13,521	
53 Mar 16, 1998	---	---	Penn State	NIT	L	74	77	13,409
54 Jan 30, 1999	---	---	Xavier*	W	91	86	13,521	
55 Jan 11, 2000	---	---	Xavier*	W	76	72	13,553	
56 Feb 12, 2000	---	---	St. Bonaventure*	W	68	64	13,553	
57 Feb 17, 2000	---	7	Temple*	L	58	64	13,553	
58 Feb 26, 2000	---	---	Rhode Island*	W	77	51	13,521	
59 Nov 29, 2000	24	22	Cincinnati	L	75	82	13,553	
60 Feb 17, 2001	---	---	George Washington*	W	82	79	13,553	
61 Feb 21, 2001	---	23	Saint Joseph's*	L	72	82	13,553	
62 Mar 4, 2001	---	24	Xavier*	W	65	62	13,553	
63 Jan 5, 2002	---	---	Xavier*	L	59	66	13,553	
64 Feb 16, 2002	---	---	Rhode Island*	W	66	57	13,553	
65 Nov 30, 2002	---	19	Cincinnati	W	75	69	13,409	
66 Feb 15, 2003	---	25	Saint Joseph's*	W	66	56	13,409	
67 Feb 22, 2003	25	14	Xavier*	L	72	73	13,409	
68 Mar 1, 2003	25	---	Fordham*	ot	W	69	64	13,409
69 Jan 10, 2004	---	---	Temple*	W	60	56	13,409	
70 Jan 31, 2004	---	---	Xavier*	W	74	67	13,409	
71 Mar 13, 2004	---	---	Xavier*	A10	L	49	58	13,133
72 Dec 4, 2004	---	---	Cincinnati	L	55	65	13,409	
73 Jan 22, 2005	---	---	La Salle*	W	66	58	13,409	
74 Feb 19, 2005	---	---	Xavier*	W	59	55	13,409	
75 Feb 26, 2005	---	---	George Washington*	L	59	62	13,409	
76 Mar 4, 2006	---	---	Rhode Island*	L	56	65	13,435	
77 Feb 24, 2007	---	---	Xavier*	L	67	75	13,435	
78 Mar 3, 2007	---	---	Saint Louis*	2ot	W	64	64	13,435

* denotes conference game



A sold-out UD Arena crowd of 13,409 watches the tipoff of the Dayton-Xavier game on Feb. 19, 2005. Although the Arena opened its doors 36 years ago, one-third of UD's 76 sellouts have come since 1998.

LARGEST CROWDS TO WATCH THE FLYERS

2007 DAYTON BASKETBALL


Date	Opponent	W/L	UD	Opp	Atten.	Arena	
1 Feb 25, 1995	at Saint Louis	L	51	63	20,930	Kiel Center (St. Louis)	
2 Mar 21, 1968	vs Notre Dame	at NIT	W	76	74	19,500	Madison Square Garden (NY)
3 Dec 11, 1996	at Louisville	L	67	80	19,413	Freedom Hall (Louisville)	
4 Dec 10, 1988	at Louisville	L	68	95	19,364	Freedom Hall (Louisville)	
5 Mar 20, 1971	vs Duke	NIT	L	60	68	19,102	Madison Square Garden (NY)
6 Mar 23, 1968	vs Kansas	NIT	W	61	48	19,008	Madison Square Garden (NY)
7 Mar 25, 1967	vs UCLA	NCAA	L	64	79	18,892	Freedom Hall (Louisville)
8 Mar 24, 1967	vs North Carolina	NCAA	W	76	62	18,889	Freedom Hall (Louisville)
9 Dec 23, 2000	at Louisville	W	91	68	18,739	Freedom Hall (Louisville)	
10 Mar 18, 2004	vs DePaul	2ot NCAA	L	69	76	18,698	HSBC Arena (Buffalo)
11 Mar 19, 1968	vs Fordham	NIT	W	61	60	18,683	Madison Square Garden (NY)
12 Mar 18, 1955	vs Duquesne	NIT	L	58	70	18,496	Madison Square Garden (NY)
13 Mar 15, 1952	vs La Salle	NIT	L	64	75	18,485	Madison Square Garden (NY)
14 Mar 8, 1952	vs New York U.	NIT	W	81	66	18,442	Madison Square Garden (NY)
15 Mar 17, 1951	vs Brigham Young	NIT	L	43	62	18,379	Madison Square Garden (NY)
16 Mar 23, 1961	vs Saint Louis	NIT	L	60	67	18,378	Madison Square Garden (NY)
17 Mar 22, 1962	vs Loyola/IL	NIT	W	98	82	17,326	Madison Square Garden (NY)
18 Nov 29, 1999	vs Kentucky	W	68	66	17,232	Firstar Center (Cincinnati)	
19 Mar 13, 1952	vs St. Bonaventure	NIT	W	69	62	17,131	Madison Square Garden (NY)
20 Mar 12, 1960	vs Temple	NIT	W	72	51	17,078	Madison Square Garden (NY)
21 Jan 12, 1977	at Cincinnati	L	61	84	17,009	Riverfront Coli. (Cincinnati)	
22 Mar 15, 1951	vs St. John's	at NIT	W	69	62	16,815	Madison Square Garden (NY)
23 Feb 6, 1985	at DePaul	W	67	63	16,803	Rosemont Horizon (Chicago)	
24 Dec 26, 1961	vs New York U.	W	75	67	16,797	Madison Square Garden (NY)	
25 Mar 17, 1955	vs St. Francis/Pa.	at NIT	W	79	73	16,485	Madison Square Garden (NY)
26 Mar 15, 1960	vs Bradley	NIT	L	64	78	16,345	Madison Square Garden (NY)
27 Mar 15, 1982	at Illinois	NIT	W	61	58	16,275	Assembly Hall (Champaign)
28 Mar 6, 1954	vs Manhattan	NIT	W	90	79	16,259	Madison Square Garden (NY)
29 Nov 20, 1999	vs Samford	W	65	63	16,207	"The Pit" (Albuquerque)	
30 Mar 16, 1968	vs West Virginia	NIT	W	87	68	16,127	Madison Square Garden (NY)
31 Mar 22, 1956	vs St. Francis/N.Y.	NIT	W	89	58	16,125	Madison Square Garden (NY)
32 Mar 24, 1962	vs St. John's	NIT	W	73	67	16,037	Madison Square Garden (NY)
33 Dec 29, 1954	vs Duquesne	L	75	90	16,015	Madison Square Garden (NY)	
34 Mar 18, 1990	vs Arkansas	NCAA	L	84	86	15,884	Erwin Center (Austin)
35 Feb 23, 1991	at Fordham	L	63	73	15,878	Madison Square Garden (NY)	
36 Mar 20, 1958	vs St. John's	NIT	W	80	56	15,834	Madison Square Garden (NY)
37 Mar 24, 1956	vs Louisville	NIT	L	80	93	15,763	Madison Square Garden (NY)

Date	Opponent	W/L	UD	Opp	Atten.	Arena	
38 Nov 19, 1999	at NewMexico	W	70	57	15,740	"The Pit" (Albuquerque)	
39 Mar 25, 1961	vs Holy Cross	NIT	L	76	85	15,673	Madison Square Garden (NY)
40 Dec 26, 1963	vs Villanova	L	73	77	15,451	Madison Square Garden (NY)	
41 Dec 27, 1998	vs Cincinnati	L	51	53	15,440	Gund Arena (Cleveland)	
42 Dec 30, 1961	vs La Salle	W	81	67	15,408	Madison Square Garden (NY)	
43 Dec 28, 1956	vs Duquesne	W	88	45	15,400	Freedom Hall (Louisville)	
44 Dec 28, 1961	vs Wisconsin	L	93	105	15,238	Madison Square Garden (NY)	
45 Mar 16, 1957	vs St. Peter's	NIT	W	79	71	15,135	Madison Square Garden (NY)
46 Dec 19, 1992	at Michigan State	L	60	65	15,121	Breslin Center (East Lansing)	
47 Feb 15, 1992	at Tennessee	L	67	68	15,112	Thompson-Boling (Knoxville)	
48 Mar 4, 1958	at Cincinnati	L	66	70	15,011	Cincinnati Gardens	
49 Feb 10, 1990	at Marquette	W	79	77	14,988	Bradley Center (Milwaukee)	
50 Nov 26, 2005	at Creighton	2ot	L	90	91	14,880	Qwest Center (Omaha)
51 Feb 2, 1994	at Saint Louis	L	75	94	14,791	Kiel Center (St. Louis)	
52 Feb 9, 1991	at Marquette	L	65	67	14,708	Bradley Center (Milwaukee)	
53 Dec 17, 1966	Louisville	L	81	96	14,602	Freedom Hall (Louisville)	
54 Dec 2, 1981	Minnesota	L	74	90	14,352	Williams Arena (Minneapolis)	
55 Feb 19, 1956	Xavier	W	85	75	14,284	Cincinnati Gardens	
56 Feb 7, 1987	DePaul	L	65	88	14,280	Rosemont Horizon (Chicago)	
57 Dec 19, 1977	Louisville	L	63	69	14,191	Freedom Hall (Louisville)	
58 Mar 11, 1952	Saint Louis	W	68	58	14,112	Madison Square Garden (NY)	
59 Mar 6, 1975	Louisville	L	67	83	14,109	Freedom Hall (Louisville)	
60 Mar 21, 1961	Temple	NIT	W	62	60	13,896	Madison Square Garden (NY)
61 Mar 15, 1962	Wichita State	NIT	W	79	71	13,895	Madison Square Garden (NY)
62 Dec 29, 1958	Utah	ECAC	L	70	79	13,746	Madison Square Garden (NY)
63 Dec 19, 1985	Ohio State	L	73	80	13,681	St. John Arena (Columbus)	
64 Mar 16, 1974	New Mexico	L	61	66	13,658	McKale Center (Tucson)	
65 Feb 20, 1994	Marquette	L	62	84	13,642	Bradley Center (Milwaukee)	
66 Nov 29, 2000	Cincinnati	L	75	82	13,553	UD Arena	
Feb 17, 2001	George Washington	W	82	79	13,553	UD Arena	
Feb 21, 2001	Saint Joseph's	L	72	82	13,553	UD Arena	
Feb 12, 2000	St. Bonaventure	W	68	64	13,553	UD Arena	
Feb 17, 2000	Temple	L	58	64	13,553	UD Arena	
Jan 11, 2000	Xavier	W	76	72	13,553	UD Arena	
Mar 4, 2001	Xavier	W	65	62	13,553	UD Arena	



The tipoff between Dayton and DePaul at HSBC Arena in Buffalo, N.Y. during the NCAA Tournament First Round in 2004. The crowd of 18,698 was the 10th-largest to ever watch the Flyers play.


THE RECORDS




FLYERS IN THE ABA & NBA

2007 DAYTON BASKETBALL

- BUCKY BOCKHORN** 1958-65
Cincinnati Royals
- ROGER BROWN** 1967-75
Indiana Pacers
- JOHNNY DAVIS** 1976-86
Portland Trail Blazers
Indiana Pacers
Atlanta Hawks
Cleveland Cavaliers
- HENRY FINKEL** 1966-75
Los Angeles Lakers
San Diego Rockets
Boston Celtics
- CHUCK GRIGSBY** 1954-55
New York Knicks
- CHRIS HARRIS** 1955-56
St. Louis Hawks
Rochester Royals
- BOBBY JOE HOOPER** 1968-69
Indiana Pacers
- JOHN HORAN** 1955-56
Minneapolis Lakers
- NEGELE KNIGHT** 1990-99
Phoenix Suns
San Antonio Spurs
Detroit Pistons
Toronto Raptors
- DON MAY** 1968-75
New York Knicks
Buffalo Braves
Atlanta Hawks
Philadelphia 76ers
Kansas City Kings
- DON MEINEKE** 1952-57
Ft. Wayne Pistons
Rochester Royals
Cincinnati Royals
- JIM PALMER** 1958-61
Cincinnati Royals
New York Knicks
- JIM PAXSON JR.** 1979-90
Portland Trail Blazers
Boston Celtics
- JIM PAXSON SR.** 1956-58
Minneapolis Lakers
Cincinnati Royals
- DONALD SMITH** 1974-75
Philadelphia 76ers
- SEDRIC TONEY** 1985-90
Atlanta Hawks
Phoenix Suns
New York Knicks
Indiana Pacers
Sacramento Kings



Roger Brown never played a varsity game for the Flyers, but his impact on the program is not forgotten. In 1960-61, the Flyer freshman team caught the attention of the entire UD community by regularly pounding the opposition. Brown didn't play varsity at UD and was banned by the NBA for having 'associated' with New York City gamblers, but no illegal act was ever charged. The ABA ended the injustice in 1967, allowing Brown to play for the Indiana Pacers. Many claim that if Brown had played and Bill Chmielewski had stayed in school, UD would have won two national titles.




Bucky Bockhorn was one of 20 Flyer all-time greats named to UD's All-Century Team in 2004. He went on to a seven-year NBA career before a knee injury cut it short.



FLYERS IN THE DRAFT

Year	Draftee	Team	League	Rd.
1952	Chuck Grigsby	Baltimore	NBA	---
1952	Don Meinke	Fort Wayne	NBA	---
1952	Junior Norris	Rochester	NBA	---
1954	Jim Paxson	Rochester	NBA	---
1955	John Horan	Fort Wayne	NBA	---
1955	Jack Sallee	Syracuse	NBA	3rd
1956	Jim Paxson	Minneapolis	NBA	---
1956	Bill Uhl	Rochester	NBA	---
1957	Jim Palmer	St. Louis	NBA	2nd
1958	Bucky Bockhorn	Cincinnati	NBA	3rd
1958	Don Lane	New York	NBA	5th
1958	Jack McCarthy	Cincinnati	NBA	16th
1960	Frank Case	Detroit	NBA	3rd
1962	Tom Hatton	St. Louis	NBA	5th
1962	Gary Roggenburk	Philadelphia	NBA	4th
1964	Bill Chmielewski	Cincinnati	NBA	2nd
1964	Henry Finkel	Los Angeles	NBA	4th
1964	Gordy Hatton	Philadelphia	NBA	7th
1965	Henry Finkel	Philadelphia	NBA	4th
1966	Henry Finkel	Los Angeles	NBA	2nd
1968	Bobby Joe Hooper	New York	NBA	8th
1968	Don May	Indiana	ABA	3rd
1968	Bobby Joe Hooper	Indiana	ABA	12th
1969	Dan Sadlier	Phoenix	NBA	6th
1969	Dan Obrovac	San Francisco	NBA	6th
1969	Dan Sadlier	Kentucky	ABA	9th
1970	Jim Gottschall	San Diego	NBA	9th
1970	George Janky	Pittsburgh	ABA	2nd
1970	George Janky	Portland	NBA	6th
1971	Ken May	San Francisco	NBA	7th
1971	Tom Crosswhite	Baltimore	NBA	13th
1971	George Jackson	Milwaukee	NBA	14th
1971	Ken May	Floridians	ABA	15th
1974	Donald Smith	Philadelphia	NBA	2nd
1974	Mike Sylvester	Detroit	NBA	6th
1974	Mike Sylvester	Carolina	ABA	10th
1976	Johnny Davis	Portland	NBA	2nd
1978	Erv Giddings	New York	NBA	4th
1979	Jim Paxson	Portland	NBA	1st
1982	Mike Kanieski	New York	NBA	6th
1984	Roosevelt Chapman	Kansas City	NBA	3rd
1985	Sedric Toney	Atlanta	NBA	3rd
1986	Dave Colbert	Boston	NBA	5th
1986	Damon Goodwin	Phoenix	NBA	7th
1990	Negele Knight	Phoenix	NBA	2nd

Johnny Davis declared hardship after his junior season at UD and the next season claimed an NBA World Championship with the Portland Trail Blazers. That was a good thing for the Flyer opposition. In his final home game he scored 35 against Florida State. After scoring 16 in the first half, then-Seminole Coach Hugh Durham went to work. "We made some halftime adjustments on him," said Durham. "And held him to 19 in the second half." After his playing career, Davis began coaching and was even the head coach for the Philadelphia 76ers in Allen Iverson's rookie season. He was also the head coach of the Orlando Magic.



Jim Paxson had a great professional career with Portland and Boston. The former General Manager and Vice President of Basketball Operations for the Cleveland Cavaliers, he was the first Portland Trail Blazer to score 10,000 career points and was recently inducted into the Oregon Sports Hall of Fame. The Blazers had made him the 14th pick of the 1979 NBA Draft.

ALL-AMERICA FLYERS

ALPHONSE SCHUMACHER 1912, 1913

The Helms Foundation brought life to the early age of basketball in 1957, when they commissioned a panel to reward All-Americans dating back to 1905. Schumacher led the Flyers to a 24-0 mark in the span of 1911-13 and was named to the ten-player squads in each season.

DON MEINEKE 1951, 1952

Meineke was among the nation's standouts as the game took a dramatic rise in popularity in the early 1950s. In his senior campaign, Meineke averaged 21.1 points and 11.8 rebounds while shooting 44 percent from the field and 79 percent from the line and was picked second-team All-America by Helms, Look Magazine and the Associated Press. As a junior Monk was picked third-team All-America by Helms and Converse.

JOHN HORAN 1955

The Vertical Hyphen was third-team All-America by Converse and the United Press International as a senior after averaging 18.4 points and 13.3 boards for the 25-4 Flyers, which wound up losing the NIT title game to Duquesne. Horan remains UD's all-time top rebounder and graduated as the number-two scorer behind only Meineke. He is now ninth on that list.

BILL UHL 1956

The Greenfield Goliath came up huge during his entire career. The 7-footer averaged 18.4 points and 14.7 boards in 1956 as the Flyers soared to #2 in the nation, behind only San Francisco and the amazing Bill Russell. Uhl was picked to Look Magazine's first team while joining the second teams of AP, UPI, Collier's, INS and NEA.

BILL CHMIELEWSKI 1962

In his only season of college ball, Chmielewski led the Flyers to their first National Invitation Tournament title and was picked as the Most Valuable Player of the tournament. With averages of 15.4 points and 11.4 rebounds, he was named second-team All-America by Converse.

GARRY ROGGENBURK 1962

One of the truly great athletes in Flyer history, Roggenburk was a consistent scorer and a prolific rebounder as well as being the best baseball pitcher in school history. After UD gave Tom Blackburn his long awaited NIT Trophy in 1962, Roggenburk was honored with third-team All-America status by the Helms Foundation.

HENRY FINKEL 1966


Ten years after Uhl graduated, the Flyers had another 7-foot All-American. Henry Finkel had led the Flyers to the NCAA Tournament as both a junior and a senior, but both times UD lost to the nation's top ranked team. As a junior, Cazzie Russell's Michigan Wolverines downed the Flyers. As a senior, Finkel's Flyers lost to #1 Kentucky, which would lose a historic game to Texas Western (now UTEP). With sophomore Don May sharing the workload in 1966, Finkel's numbers (22.7 points, 12.1 rebounds) were actually career lows, but the Helms Foundation understood his impact.

DON MAY 1967, 1968


Don May led the Flyers to a rarity -- the championship games of both major college tournaments. The two-time USBWA All-American nearly singlehandedly landed UD in the NCAA title game by making 13 straight field goals in the national semifinal against North Carolina. UD lost to UCLA in the title game. The next year, the Flyers won the National Invitation Tournament as May averaged 23.4 points and 15.0 rebounds.

JIM PAXSON 1979

A late-season shoulder injury which cost him the better part of five games stopped Jim Paxson from being UD's all-time leading scorer, but his senior year averages of 23.2 points, 5.7 assists and 52.6 field-goal percentage made the USBWA name him an All-American. Paxson, a marketing major, also made First-Team Academic All-America, as voted by CoSIDA.



Don Meineke did more to establish Dayton as a national power than any other player - scoring 1,866 career points and leading the Flyers to NIT success. In 1953, he became the NBA's first Rookie of the Year.



Mike Kaneski was a two-time first-team CoSIDA Academic All-American. The marketing major averaged 16.9 points in 1981 and 18.4 the following year.

INTERNATIONAL FLYERS

JIM PAXSON, SR.

1955 PAN AMERICA GAMES IN MEXICO CITY

Paxson played in all five games as the USA entry won the gold medal at the Pan Am Games, the championship of the Americas. While a standout player and a future NBAer himself, Paxson may be better remembered for being the father of two NBA greats -- former all-pro Jim (a UD grad himself) and multiple-world champion John.

JOHNNY DAVIS

1975 PAN AMERICA GAMES IN MEXICO CITY

Davis was one of five players to average double figures in scoring as the USA entry won the Gold medal. A sure bet to become the first 2,000-point Flyer, Davis opted for the NBA after his junior season and left Don May's record for Roosevelt Chapman. Quite a consolation, Davis claimed an NBA World Championship with the Portland Trail Blazers in what would have been his senior year.

MIKE SYLVESTER

1980 OLYMPIC GAMES IN MOSCOW

Sylvester was the lone American to win a medal in the boycotted Games as he represented Italy, which won a silver medal. Sylvester, who had attended Moeller High School in Cincinnati, held dual citizenship in the United States and Italy. Playing professionally in Italy at the time, he actually supported the boycott. "As a U.S. citizen, my duty was to boycott. As an Italian citizen, my duty was to play. So what was the answer? I was for the boycott. I was with old Jimmy (Carter) morally, but if I didn't play, they might never have allowed me to play here (Italy) again."

DON DONOHER

1984 OLYMPIC GAMES IN LOS ANGELES

In 1986, Donoher was the head coach of the gold medal-winning U.S. team at the R. Williams Jones Cup in Taiwan. That team was paced by Duke's Danny Ferry and Cal's Kevin Johnson. It wasn't Mick's first international experience. In 1984 he was an assistant coach to Bobby Knight as the United States won the gold medal at the Los Angeles Olympics. That team, led by Michael Jordan, Patrick Ewing and Chris Mullin, went 8-0 and won by an average margin of 32 points. The assistant coaches along with Donoher were George Raveling and C.M. Newton.

ED YOUNG

1986 JONES CUP IN TAIWAN

Young won the gold playing for Coach Donoher at the Jones Cup in 1986. "I imagine when his playing days are over," Donoher said in the 1986-87 UD media guide. "Ed will look back upon the Jones Cup as one of his best basketball-related experiences. He had a chance to represent his country, got a glimpse of life in the Far East, got to play with some fine young guys from other universities and he also won a gold medal."


OLIVER PURNELL

1999 WORLD UNIVERSITY GAMES IN PALMA DE MALLORCA, SPAIN 2001 GOODWILL GAMES IN BRISBANE, AUSTRALIA 2004 OLYMPIC GAMES IN ATHENS, GREECE

Purnell is the most experienced Flyer in international ball. Over the summer of 1999 he took USA Basketball to the World University Games and brought home the gold with the likes of Kenyon Martin and Michael Redd. He was an assistant on the 1996 gold medal-winning Men's 22 and Under World Championship Qualifying Team in San Juan, Puerto Rico. In 1995 Purnell was an assistant on the gold-medal winning World University Games team in Fukuoka, Japan. In 2001, he was the assistant to Flip Saunders at the Goodwill Games in Brisbane, Australia, striking gold yet again. In the 2004 Olympics in Athens, Greece, he earned a bronze medal with USA Basketball as an assistant to Larry Brown.



Mike Sylvester, who scored 36 points as UD nearly upset UCLA in the 1974 NCAA Tournament, is the only Flyer to win an Olympic Medal as a player...and he didn't do it with Team U.S.A.



Ed Young was a small center on the 1984 team that advanced to the NCAA West Regional Finals. Young met up with Patrick Ewing in the West Regional Final at Pauley Pavilion before joining Donoher on the gold-medal winning U.S. entry at the Jones Cup in Taiwan.

ALL-TIME ROSTER

2007 DAYTON BASKETBALL


Player	Years	Ht	Hometown	High School
Dave Abel	1977-1980	6-7	Orchard Park, Michigan	Detroit Central Catholic
--- Adams	1940-1941	---	---	---
Desmond Adedeji	2005-2007	6-9	Landover Hills, Maryland	DeMatha
Frank Aires	1942-1943	---	Rockville Center, New York	---
Seburn Alexander	1934-1936	---	---	---
Mike Allen	1957-1959	6-9	New Lexington, Ohio	Saint Aloysius
Pat Allen	1958-1961	6-6	New Lexington, Ohio	Saint Aloysius
Bill Almashy	1954-1957	6-4	Martins Ferry, Ohio	Martins Ferry
Chris Alvarez	2004-2006	6-8	Miami, Florida	Blair (N.J.) Academy
Joe Amersbark	1972-1973	---	Cleveland, Ohio	---
Sam Anderson	1963-1964	6-7	Hibbing, Minnesota	McGregor
Joe Andras	1929-1930	---	---	---
Ron Anello	1960-1963	6-6	Cleveland, Ohio	Lutheran
Matt Angarone	1998-1999	5-11	Niles, Illinois	Main Township South
Marty Armbruster	1931-1935	---	Dayton, Ohio	Stivers
Jim Arndts	1947-1949	6-5	Dayton, Ohio	Vandalia
Bob Arzzen	1946-1947	5-11	Delphos, Ohio	Saint John's
Jim Arzzen	1976-1977	6-0	Delphos, Ohio	Saint John's
Joe Ashburn	1998-2000	5-11	Akron, Ohio	Garfield
Mark Ashman	1996-2000	6-10	Saint Marys, Ohio	Memorial
Ray Atherton	1956-1958	6-9	Louisville, Kentucky	Riverside Military
Jim Ayres	1934-1935	---	---	---
Elmer Bache	1936-1939	---	---	---
Stephen Bamighola	1997-2000	6-9	Lagos, Nigeria	Saint Theresa's Catholic
Willard Banks	1936-1937	---	---	---
Vincent Barlow	1914-1922	---	Dayton, Ohio	---
Richard Barr	1946-1947	6-2	Nashville, Tennessee	---
William Barth	1931-1932	---	---	---
Will Bath	1945-1946	5-10	Xenia, Ohio	---
John Bauer	1930-1932	---	---	---
Charlie Baum	1927-1928	---	---	---
Russell Becker	1922-1923	---	Dayton, Ohio	---
Charlie Benbow	1934-1935	---	---	---
Marques Bennett	2002-2006	6-4	Indianapolis, Indiana	Brebeuf Academy
Don Bernard	1968-1969	6-7	Dayton, Ohio	Beavercreek
Al Bertke	1969-1972	6-1	Dayton, Ohio	Chaminade
Maurice Beyina	1993-1997	6-7	Bangui, Central African Republic	Bogonda
Frank Biesinger	1903-1905	---	Pittsburgh, Pennsylvania	---
Jimmy Binnie	2004	6-6	Johnston, Iowa	Johnston
Jim Birtle	1945-1946	5-10	Yellow Springs, Ohio	---
John Bitter	1970-1973	6-7	Cincinnati, Ohio	North College Hill
Jim Blake	1924-1926	---	Philadelphia, Pennsylvania	---
Bill Blake	1923-1926	---	Philadelphia, Pennsylvania	---
Mike Blevins	1967-1968	6-4	Lebanon, Ohio	Springboro
Bucky Bockhorn	1955-1958	6-4	Campbell Hill, Illinois	Trico Consolidated
Dan Bockhorn	1978-1979	6-2	Kettering, Ohio	Alter
Harold Bockhorn	1957-1958	6-3	Campbell Hill, Illinois	Trico Consolidated
Terry Bockhorn	1957-1960	6-3	Campbell Hill, Illinois	Trico Consolidated
Bob Brockrath	1945-1947	6-2	Dayton, Ohio	---
Dick Bogenrife	1955-1958	6-2	London, Ohio	Midway
Louis Bok	1964-1965	6-4	Cincinnati, Ohio	Roger Bacon
Urban Boll	1911-1912	---	---	---
Dan Bolton	1949-1950	6-2	Middletown, Ohio	Middletown
Ken Boxwell	1945-1947	6-1	Xenia, Ohio	---
Tom Boykin	1958-1959	6-3	Xenia, Ohio	OSSO
Pete Boyle	1949-1952	6-3	Floral Park, New York	Chaminade
David Bradds	1987-1991	6-6	Jamestown, Ohio	Greeneview
William Brady	2004-2006	6-3	Bloomington, Illinois	Central Catholic
Ken Branch	1987-1991	6-3	New Lebanon, Ohio	Dixie
Fred Brendel	1930-1932	---	---	---
Mike Brannen	1974-1978	6-0	Cincinnati, Ohio	Roger Bacon
Keith Braswell	1994-1995	5-0	Cincinnati, Ohio	CAPE
Clarence Brown	1912-1914	---	Chicago, Illinois	---
Ray Broadstone	1914-1915	---	Dayton, Ohio	---
Roh Brockman	1932-1934	---	---	---
Whitey Brockman	1928-1929	---	---	---
Jeffrey Brookins	1994-1996	6-4	Sandersville, Georgia	Washington County
Tom Brooks	1964-1966	6-0	Weehawken, New Jersey	Saint Joseph's
Jack Brown	1946-1947	6-3	Dayton, Ohio	---
Philip Brun	1929-1930	---	---	---
Jack Bunger	1946-1949	6-1	Dayton, Ohio	---
Ralph Burdig	1931-1932	---	---	---
Henry Burlong	1963-1965	6-6	Dayton, Ohio	Roosevelt
Robert Busse	1949-1950	6-4	Minster, Ohio	Minster
Mike Byrd	1979-1983	6-2	South Lebanon, Ohio	Kings
Joe Cabrinha	1929-1930	---	---	---
Dick Campbell	1948-1951	6-2	Columbus, Ohio	Aquinas
--- Carlin	1925-1926	---	---	---
Bill Carolan	1925-1927	---	New York, New York	---
Frank Case	1957-1960	6-3	Flushing, New York	Jamaica



Kevin Conrad was a scrappy floor leader for the Flyers in the early '80s. Given one more game in his career, and he would likely have been one of four Flyers with 1,000 points and 500 assists. He ended up 17 points shy of 1,000 and two assists short of 500.

Player	Years	Ht	Hometown	High School
Bill Cassidy	1963-1966	6-4	Lexington, Kentucky	Saint Xavier
Roosevelt Chapman	1980-1984	6-4	Brooklyn, New York	Westinghouse
Bob Chester	1925-1926	---	---	---
Bill Chmielewski	1961-1962	6-10	Detroit, Michigan	Holy Redeemer
Dan Christie	1983-1987	6-1	Oak Harbor, Ohio	Oak Harbor
Joseph Clogens	1906-1907	---	Cincinnati, Ohio	---
Don Claudepierre	1941-1943	---	Hamilton, Ohio	---
Frank Clifford	1922-1923	---	Corning, Ohio	---
Wes Coffee	1988-1992	7-0	New Lebanon, Ohio	Dixie
Joe Coladarci	1971-1972	6-11	Hawthorne, New Jersey	Hawthorne
Dave Colbert	1984-1986	6-8	Cleveland, Ohio	John Marshall
Rocky Coleman	1973-1975	6-4	Pittsburgh, Pennsylvania	Canevin
Leo Comollo	1924-1925	---	---	---
--- Conlogue	1924-1926	---	---	---
--- Connare	1938-1939	---	---	---
Kevin Conrad	1979-1983	6-1	Glen Ellyn, Illinois	Benet Academy
Matt Cooper	1996-2000	6-10	Worthington, Ohio	Worthington
Stan Corbett	1928-1934	---	---	---
Anthony Corbett	1986-1990	6-6	Dayton, Ohio	Patterson
Nic Cordero	1997-1998	6-9	Dayton, Ohio	Colonel White
Carl Costell	1926-1927	---	Toledo, Ohio	---
Jeremiah Costello	1908-1910	---	Anderson, Indiana	---
E.A. Couch	1958-1959	6-2	Paintsville, Kentucky	Carr Creek
Fred Cramer	1930-1931	---	---	---
Bill Cramsey	1958-1961	6-3	Allentown, Pennsylvania	Allentown Central Catholic
James Cripe	2003-2006	6-11	Loveland, Ohio	Loveland
J. Cronan	1905-1906	---	Dayton, Ohio	---
Tom Crosswhite	1968-1971	6-7	Columbus, Ohio	Dennison Saint Mary's
Bill Croty	1985-1989	6-6	Centerville, Ohio	Alter
Howard Crush	1926-1928	---	---	---
Wendell Cullice	1942-1943	---	Xenia, Ohio	---
Joe Currin	1922-1924	6-5	Cincinnati, Ohio	Moeller
Rory Dahlinghaus	1982-1986	6-8	Marion, Ohio	Marion Local
Richard Dahn	1942-1943	---	Toledo, Ohio	---
Chris Daniels	1991-1996	6-10	Columbus, Ohio	DeSales
Donald Davis	1947-1949	6-1	Hamilton, Ohio	Hamilton Catholic
Johnny Davis	1973-1976	6-1	Detroit, Michigan	Murray Wright
Lawrence Davis	1942-1943	---	Xenia, Ohio	---
Robert Davis	1948-1949	5-9	Cincinnati, Ohio	---
Carl Deckwitz	1917-1918	---	Dayton, Ohio	---
John Debesis	1924-1928	---	Cleveland, Ohio	---
Chuck Debler	1926-1928	---	---	---
John Devereux	1913-1915	---	Lexington, Kentucky	---
Ray Dieringer	1954-1956	5-11	Wapakoneta, Ohio	St. Joseph's
John Dill	1940-1941	---	---	---
Gordon Dodane	1953-1954	6-6	Fort Wayne, Indiana	Central Catholic
Gain Dolibon	1997-2000	6-6	Springboro, Ohio	Springboro
Lea Donley	1938-1939	---	St. Louis, Missouri	---
Brian Donohar	1987-1989	6-2	Kettering, Ohio	Alter
Don Donohar	1951-1954	6-3	Toledo, Ohio	Toledo Central Catholic
Conan Doyle	1923-1926	---	Dayton, Ohio	---
Phil Dubensky	1958-1961	6-3	Lakewood, Ohio	Lakewood
Ned Duffy	1947-1948	5-11	Dayton, Ohio	Chaminade

ALL-TIME ROSTER



Anthony Grant played in two NCAA Tournaments and one NIT with the Flyers in the mid-1980s, but that wasn't enough for him. He became a coach and in 2000 with Florida, as an assistant under Billy Donovan, found himself on the sidelines for the National Championship against Michigan State. Opposite Grant was an assistant coach for the Spartans by the name of Brian Gregory.

Player	Years	Ht	Hometown	High School
Derrick Dukes	1990-1994	6-0	Cincinnati, Ohio	Woodward
Herbert Dwyer	1919-1920	---	Dayton, Ohio	---
Fred Eckert	1975-1976	6-10	San Pierre, Indiana	North Judson
Frank Elardo	1919-1920	---	Dayton, Ohio	---
Jeff Elder	1992-1995	6-7	Dayton, Ohio	Colonel White
Allen Elijah	1972-1975	6-8	Detroit, Michigan	Northwestern
Rex Emerick	1907-1908	---	South Milford, Indiana	---
Steve Emerick	1920-1921	---	Dayton, Ohio	---
Henry Foos	1919-1920	---	---	---
Francis Farley	1920-1922	---	Dayton, Ohio	---
Vincent Farrell	1914-1915	---	East Orange, New Jersey	---
Con Fecher	1946-1947	6-1	Dayton, Ohio	---
Nick Ferri	1968-1970	6-2	Detroit, Mich.	Detroit Central Catholic
Bob Fiely	1953-1956	6-4	Fort Recovery, Ohio	Fort Recovery
Jim Finke	1942-1948	5-10	Dayton, Ohio	Chaminade
Henry Finkel	1963-1966	6-11	Union City, New Jersey	Holy Family
Doug Finn	1926-1927	---	---	---
Sean Finn	2000-2004	7-0	Hays, Kansas	Hays
--- Fisher	1923-1924	---	---	---
Joe Fisher	1972-1975	6-8	Lima, Ohio	Lima Central Catholic
Ted Fitz	1996-2000	6-7	Cincinnati, Ohio	Moeller
Dan Fitzsimmons	1930-1931	---	---	---
Harold Flaime	1930-1932	---	---	---
Edward Flanagan	1929-1931	---	---	---
--- Flynn	1930-1931	---	---	---
Robert Flynn	1947-1951	5-7	Lexington, Kentucky	Lafayette
Dan Fox	2006-	6-4	Walcottville, Indiana	Lakeland
Richard Fox	1965-1967	6-4	Mason, Ohio	Mason
Claude Frederick	1909-1910	---	Connersville, Indiana	---
Jerry Francis	1967-1968	6-3	Columbus, Ohio	Columbus West
Bill Frericks	1975-1977	6-4	Kettering, Ohio	Alter
Tom Frericks	1950-1953	6-2	Minster, Ohio	Minster
Don Fritz	1971-1972	5-11	Covington, Kentucky	Covington Catholic
Paul Froendhoff	1939-1941	---	---	---
Gerald Fulweiler	1923-1924	---	Dayton, Ohio	---
Gordy Gabm	1970-1973	6-3	Louisville, Kentucky	Saint Xavier
Santos Garcia	1936-1937	---	---	---
Rex Gardecki	1970-1972	6-0	Miamisburg, Ohio	Miamisburg
Andrew Gaydosh	1990-1994	6-8	Richmond, Indiana	Richmond
Fred George	1936-1938	---	---	---
Roman Gerber	1921-1922	---	Chillicothe, Ohio	---
Erv Giddings	1974-1978	6-7	Detroit, Michigan	Chadsey
James Gift	1942-1943	---	Dayton, Ohio	---
Gamal Gilchrist	1999-2001	6-3	Rochester, New York	Greece Olympia
Bill Ginn	1945-1949	6-2	Dayton, Ohio	Stivers
Bob Glaser	1980-1981	6-7	Bellaire, Ohio	St. John Central
Pat Gleason	1927-1928	---	---	---
Damon Goodwin	1982-1986	6-6	Saint Marys, Ohio	Memorial
Mike Gorney	1978-1982	6-9	Chicago, Illinois	Holy Cross
Jerry Gottschall	1967-1970	6-2	Dayton, Ohio	Chaminade
Jim Gottschall	1967-1970	6-2	Dayton, Ohio	Chaminade
Anthony Grant	1983-1987	6-5	Miami, Florida	Miami Senior
Scott Gray	1980-1981	6-3	Wheelersburg, Ohio	Wheelersburg

Player	Years	Ht	Hometown	High School
Nate Green	1998-2003	6-5	Laurel, Maryland	Saint Vincent Pallotti
Reggie Green	1989-1990	6-7	Grand Rapids, Michigan	Ottawa Hills
Stan Greenberg	1958-1962	6-3	Philadelphia, Pennsylvania	Central
Norm Grevey	1986-1991	6-3	Hamilton, Ohio	Hamilton
Ernest Grieshop	1933-1934	---	---	---
Hop Grieshop	1928-1929	---	---	---
Chuck Grigsby	1949-1952	6-5	Dayton, Ohio	Stivers
J.D. Grigsby	1971-1973	6-4	Dayton, Ohio	Roth
J. Edward Grimes	1903-1905	---	Chicago, Illinois	---
Roy Gross	1909-1910	---	Detroit, Michigan	---
Bernard Guilfoyle	1947-1948	5-11	Bellaire, New York	Chaminade
Darnell Hahn	1993-1996	6-3	Dayton, Ohio	Belmont
Herbert Haile	1914-1915	---	Chattanooga, Tennessee	---
Brooks Hall	1999-2003	6-6	Troy, Ohio	Troy
Eddie Hamant	1928-1932	---	Dayton, Ohio	Chaminade
Carl Hanauer	1906-1907	---	---	---
Chip Hare	1991-1995	6-10	Massillon, Ohio	Perry
Michael Harman	1997-1998	6-10	Detroit, Michigan	Murray-Wright
James Harrington	1910-1911	---	Richmond, Indiana	---
Chris Harris	1951-1955	6-2	Floral Park, New York	Sewanaka
Doug Harris	1975-1979	6-1	Kettering, Ohio	Alter
Ted Harris	1981-1984	6-1	Kettering, Ohio	Alter
Harry Hart	1914-1915	---	Cleveland, Ohio	---
Herbert Hart	1924-1926	---	Chicago, Illinois	---
Ignatius Hart	1909-1911	---	Cleveland, Ohio	---
Gordy Hatton	1961-1964	6-1	Waynesville, Ohio	Waynesville
Tom Hatton	1959-1962	6-0	Waynesville, Ohio	Waynesville
Shawn Haughn	1993-1997	6-3	Canal Winchester, Ohio	Canal Winchester
Paul Hawkins	1980-1983	6-3	Dayton, Ohio	Dunbar
Tom Heckman	1966-1969	6-1	Glandorf, Ohio	Ottawa Glandorf
Robert Heidkamp	1941-1942	---	Dayton, Ohio	---
Marcellus Heile	1920-1921	---	---	---
--- Helfrich	1910-1911	---	---	---
Don Heller	1958-1961	6-6	Norwood, Ohio	Purcell
Luke Hendrick	2006-	6-4	Saginaw, Michigan	Novel Cathoic Central
Jim Herbig	1945-1946	6-3	Dayton, Ohio	---
Dan Herling	1972-1975	6-7	Philadelphia, Pennsylvania	La Salle College
Elmer Hess	1915-1920	---	Dayton, Ohio	---
Steve Hess	1970-1973	6-7	Springfield, Ohio	Greenon
Bernard Hickey	1942-1943	---	Toledo, Ohio	---
Gene Hickey	1950-1951	6-1	Toledo, Ohio	Toledo Central Catholic
William Hiehle	1937-1938	---	---	---
Bill Hilgerink	1906-1908	---	Fostoria, Ohio	---
Pat Hill	1947-1948	6-3	Akron, Ohio	Akron St. Vincent
Sam Hipa	1924-1927	---	Honolulu, Hawai'i	---
Larry Hisle	1992-1993	6-3	Mequon, Wisconsin	Homeslead
Norman Hochwald	1914-1918	---	Dayton, Ohio	---
Norman Hoelzer	1938-1939	---	Sandusky, Ohio	---
George Hogan	1904-1906	---	Columbus, Ohio	---
Matt Hogan	2006-2007	6-1	Libertyville, Illinois	Libertyville
Bernard Hoge	1948-1949	5-10	Bridgeport, Ohio	---
Fred Holland	1948-1949	6-2	Dayton, Ohio	Wilbur Wright
Jerome Holland	1973-1974	6-7	Dayton, Ohio	Roosevelt
Yuanta Holland	1998-2002	6-8	Dayton, Ohio	Dayton Christian
Greg Holloway	1974-1975	6-2	Cincinnati, Ohio	Princeton
Joh Holters	1917-1918	---	Covington, Kentucky	---
Bobby Joe Hooper	1965-1968	6-0	Lees Creek, Ohio	Simon Kenton
John Horan	1951-1955	6-8	Minneapolis, Minnesota	Saint Thomas Acad.
Rodney Horton	1994-1997	6-5	Chicago, Illinois	Saint Joseph's
Darnell Hoskins	1996-1997	6-0	Dayton, Ohio	Chaminade-Julienne
James Hough	1949-1951	6-1	Springboro, Ohio	Springboro
Sam Howard	1987-1991	6-9	North Manchester, Indiana	Manchester
Dennis Hrcka	1964-1966	6-8	Owosso, Michigan	Owosso St. Joseph's
Kurt Huelsman	2006-	6-10	St. Henry, Ohio	St. Henry
Don Hughes	1983-1987	6-9	Centerville, Ohio	Alter
Francis Hughes	1918-1920	---	---	---
Frank Iguaodala	2002-2004	6-5	Springfield, Illinois	Southeast
Dave Inderrieden	1964-1967	5-11	Port Jefferson, Ohio	Holy Angels
Chuck Izor	1961-1964	6-2	Fenton, Ohio	Fenton
Darrell Jackson	1979-1981	6-6	New Lebanon, Ohio	Jefferson
George Jackson	1969-1971	6-7	Dayton, Ohio	Roth
Bob Jacoby	1953-1956	6-1	Blanchester, Ohio	Blanchester
Billy James	1945-1946	6-0	Dayton, Ohio	---
Ray Janaszek	1946-1947	6-0	Sharpsburg, Pennsylvania	---
George Janky	1967-1970	6-8	Chicago, Illinois	Saint Rita's
August Janszen	1910-1912	---	Cincinnati, Ohio	---
William Janszen	1906-1907	---	Cincinnati, Ohio	---
Marcus Johnson	2006-	6-3	Cleveland, Ohio	St. Vincent-St. Mary's
Willie Johnson	1978-1979	6-8	Chicago, Illinois	Westinghouse
Fred Johnston	1964-1965	6-4	Twinsburg, Ohio	Chanel



ALL-TIME ROSTER

2007 DAYTON BASKETBALL

Player	Years	Ht	Hometown	High School
Robby Jones	1958-1959	6-2	Maysville, Kentucky	Maysville
Charles Jones	1945-1948	6-2	Cincinnati, Ohio	Withrow
Chip Jones	1990-1992	6-1	Cincinnati, Ohio	Woodward
Danny Jones	1974-1975	6-1	Detroit, Michigan	Kettering
Mark Jones	2001-2005	6-1	Taftville, Connecticut	Norwich Free Academy
Hank Josefzyk	1957-1960	6-6	Yorkville, Ohio	Yorkville
Gene Joseph	1948-1952	5-9	Martins Ferry, Ohio	Martins Ferry
Mike Konieski	1978-1982	6-10	Cleveland, Ohio	Midpark
Bob Kavanaugh	1939-1942	---	Springfield, Ohio	---
Jack Keehan	1968-1971	6-7	Arlington Heights, Illinois	Serra
Bernard Keiter	1939-1941	---	Dayton, Ohio	Stivers
--- Kelly	1931-1932	---	---	---
Richard Kelly	1941-1942	---	---	---
Bill Kendall	1926-1927	---	---	---
Charles Kendall	1927-1928	---	---	---
Joe Kennelly	1957-1960	6-8	Toledo, Ohio	Libbey
Thomas Kenney	1946-1947	6-2	Dayton, Ohio	---
C. Kenning	1904-1906	---	Rochester, New York	---
--- Kerns	1938-1939	---	---	---
David Kersting	1905-1906	---	Miamisburg, Ohio	---
Jack Kill	1971-1972	6-1	Delphos, Ohio	Saint John's
Tim Killen	1927-1930	---	---	---
Stan King	2000-2001	6-4	Denver, Colorado	Denver East
Jan Kingston	2003-2004	6-8	Columbus, Ohio	Grandview Heights
Gene Klaus	1964-1967	6-0	Delphos, Ohio	Saint John's
Don Klawoon	1975-1976	6-6	Union, Ohio	Northmont
Henry Klein	1912-1914	---	Pittsburgh, Pennsylvania	---
Bob Klutz	1946-1947	5-9	Dayton, Ohio	---
Harold Knapke	1942-1943	---	Dayton, Ohio	---
Negele Knight	1985-1990	6-2	Detroit, Michigan	DeParras
William Knisley	1940-1946	5-9	Xenia, Ohio	---
Larry Koar	1937-1938	---	Dayton, Ohio	Stivers
Peck Koehly	1921-1922	---	Dayton, Ohio	---
Greg Kohls	2000-2004	6-2	Dayton, Ohio	Alter
Charles Kronauge	1928-1933	---	Dayton, Ohio	---
Frank Kronauge	1921-1922	---	Dayton, Ohio	---
Ed Krueer	1947-1948	6-0	Springboro, Ohio	Springboro
Fred Krumpke	1947-1948	6-0	Staten Island, New York	---
Al Krusling	1914-1917	---	Cincinnati, Ohio	---
Henry Kuntz	1929-1930	---	---	---
John Ladner	1927-1930	---	---	---
Don Lane	1955-1958	6-0	Bronx, New York	St. Ann's
Ray Lange	1922-1924	---	Piqua, Ohio	---
Cy Laughter	1945-1946	6-3	Dayton, Ohio	Oakwood
Steve Lawrence	1970-1973	6-10	Newark, Ohio	Newark
Mike Lee	1975-1979	6-3	Dayton, Ohio	Fairmont West
Mike Leffel	1967-1970	6-0	Piqua, Ohio	Piqua
Lawrence Lehnis	1929-1932	---	---	---
Lefty Leichle	1931-1935	---	---	---
Bob Lensch	1927-1930	---	---	---
Francis Wong Leong	1903-1904	---	Honolulu, Hawaii	---
Charles Little	2005-	6-6	Cleveland, Tenn.	Cleveland
Frank Mahoney	1912-1915	---	---	---
George Mahoney	1911-1913	---	Chattanooga, Tennessee	---
Joseph Mahoney	1908-1910	---	Chattanooga, Tennessee	---
William Mahoney	1906-1908	---	Chattanooga, Tennessee	---
Al Mahrt	1912-1913	---	Dayton, Ohio	---
John Mahrt	1922-1923	---	Dayton, Ohio	---
Louis Mahrt	1923-1926	---	Dayton, Ohio	---
Don Malloy	1937-1938	---	Dayton, Ohio	Chaminade
Verne Malloy	1934-1936	---	Dayton, Ohio	Chaminade
--- Manchester	1920-1921	---	---	---
Ramond Marshall	2000-2004	6-2	Charlotte, North Carolina	Fork Union (Va.)
Matt Marzluff	1926-1927	---	---	---
Eric Mathews	1984-1988	6-3	Detroit, Michigan	Cass Tech
Max Matusoff	1920-1921	---	Dayton, Ohio	---
Don May	1965-1968	6-4	Dayton, Ohio	Belmont
Ken May	1968-1971	6-5	Dayton, Ohio	Belmont
Brian McCall	1948-1949	6-2	East Palestine, Ohio	East Palestine
Jack McCarthy	1955-1958	6-6	Cincinnati, Ohio	Purcell
Jim McCarthy	1928-1934	---	---	---
Charles McCloskey	1939-1942	---	Salem, Ohio	---
Troy McCracken	1986-1990	6-9	Springfield, Ohio	Greenon
Michael McCray	1994-1996	6-1	Indianapolis, Indiana	Warren Central
William McDonald	1909-1910	---	Springfield, Ohio	---
Joseph McDannell	1924-1926	---	Philadelphia, Pennsylvania	---
Vince McDonough	1935-1936	---	Cleveland, Ohio	---
John McGarry	1924-1927	---	Philadelphia, Pennsylvania	---
Gerald McKinney	1911-1912	---	Portsmouth, Ohio	---
Sean McNally	1978-1982	6-5	Cleveland, Ohio	Saint Ignatius
Trant Meacham	2004-2005	6-3	Champaign, Illinois	Centennial

Player	Years	Ht	Hometown	High School
Don Meineke	1949-1952	6-7	Dayton, Ohio	Wilbur Wright
Eddie Meisner	1935-1936	---	Columbus, Ohio	---
Andy Metzler	1995-1999	6-3	Kettering, Ohio	Fairmont
Andy Meyer	1992-1996	6-6	Centerville, Ohio	Alter
Bill Mihm	1953-1954	6-5	Amboy, Illinois	Amboy
Don Miller	1952-1954	6-0	Ironton, Ohio	---
Robert Mison	1942-1946	6-2	Xenia, Ohio	---
--- Mitchell	1931-1932	---	---	---
Richard Montague	1977-1981	6-9	Flyria, Ohio	Flyria
David Morris	1998-2002	5-10	Hyattsville, Maryland	Saint Vincent Pallotti
Frank Morris	1907-1910	---	Dayton, Ohio	---
George Morrison	1978-1982	6-10	Lawrenceburg, Indiana	Lawrenceburg
Leighton Moulton	1972-1976	6-4	River Rouge, Michigan	River Rouge
Don Mueller	1960-1963	6-0	Delphos, Ohio	Saint John's
Pat Murnan	1969-1972	6-5	Toledo, Ohio	Toledo Central Catholic
Martin Murphy	1926-1927	---	---	---
Tom Nartker	1957-1958	6-9	Dayton, Ohio	Chaminade
Edward Neary	1911-1912	---	Kokomo, Indiana	---
Ralph Neary	1914-1915	---	Dayton, Ohio	---
John Newsack	1937-1939	---	---	---
Ralph Niehaus	1936-1937	---	Cincinnati, Ohio	---
Donald Norris	1946-1947	5-9	Dayton, Ohio	---
Junior Norris	1949-1952	6-1	Dayton, Ohio	Fairmont
Clarence Nugent	1915-1917	---	Toledo, Ohio	---
Clete Oberst	1949-1951	6-1	Owensboro, Kentucky	Saint Joseph
Harry O'Brien	1935-1936	---	---	---
Don Obravac	1966-1969	6-10	Canton, Ohio	Canton Central Catholic
Francis O'Connor	1929-1930	---	---	---
--- O'Hearn	1919-1921	---	---	---
Sherman O'Neill	1919-1920	---	Dayton, Ohio	---
Jason Osborne	2000-2001	6-7	Randallstown, Maryland	Towson Catholic
Bernie Otten	1946-1947	5-8	Pittsburgh, Pennsylvania	---
Dave Otto	1952-1953	5-11	Dayton, Ohio	Wilbur Wright
Jack Podley	1937-1938	---	Philadelphia, Pennsylvania	Upper Darby
Jim Palmer	1954-1957	6-8	Keokee, Virginia	Keokee
Dennis Papp	1963-1967	6-3	Fairview Park, Ohio	Fairview
James Paxson	1951-1956	6-6	Springfield, Ohio	Springfield Cen. Cath.
Jim Paxson	1975-1979	6-5	Dayton, Ohio	Alter
Robert Payne	1931-1934	---	Dayton, Ohio	Stivers
Larry Pedicard	1951-1954	6-1	Dayton, Ohio	Northridge
Jeff Penno	2004-2006	6-5	Kettering, Ohio	Alter
Robert Perkins	1942-1943	---	Norwood, Ohio	---
Ryan Perryman	1994-1998	6-7	Oak Park, Michigan	Oak Park
Bill Petkewicz	1935-1936	---	---	---
LuShawn Pettus-Brown	1994-1995	6-7	Cincinnati, Ohio	Taft
R. Pflaum	1913-1914	---	Dayton, Ohio	---
William Pflaum	1905-1907	---	Lima, Ohio	---
Paul Piening	1928-1929	---	---	---
Marco Pikaar	1992-1996	6-10	Leiden, Holland	Beavercreek
Steve Pittman	1985-1989	6-9	Beavercreek, Ohio	Beavercreek
Kenny Pitzer	1942-1947	6-1	Dayton, Ohio	---
Jim Pleasant	1947-1948	6-0	Dayton, Ohio	Roosevelt
Norman Plummer	2004-2006	6-7	Cincinnati, Ohio	Hargrave (Va.) Military
Tim Pohlman	1976-1980	6-8	Delphos, Ohio	Saint John's
Josh Postorino	1995-1999	6-0	Clearwater, Florida	Clearwater
Leonard Path	1939-1940	---	---	---
Jim Powers	1961-1964	6-0	New York, New York	Manhattan College
Don Poynter	1954-1955	6-2	Dayton, Ohio	Fairview
Tony Pozelnik	1933-1934	---	---	---
Clarence Quigley	1908-1909	---	Dayton, Ohio	---
Lester Quinlan	1910-1911	---	Chicago, Illinois	---
Edgar Reagan	1939-1940	---	Dayton, Ohio	---
Columban Reed	1927-1928	---	---	---
Mike Reichert	1979-1983	6-8	Montezuma, Ohio	Celina
Bob Reidel	1937-1939	---	Hamilton, Ohio	---
Charles Reiling	1927-1928	---	---	---
Ed Reynolds	1946-1947	6-2	Osborn, Ohio	---
Jim Rhoden	1977-1980	6-6	Lebanon, Ohio	Lebanon
Carmen Riazzi	1954-1957	5-11	Erie, Pennsylvania	Erie Technical
John Richter	1990-1994	6-6	Hamilton, Ohio	Radin
Mike Rix	1971-1972	6-4	Garden City, New York	Garden City
Tim Robbe	1980-1982	6-6	Lisle, Illinois	Benet Academy
Pete Robbelloth	1928-1929	---	---	---
Brian Roberts	2004-	6-2	Toledo, Ohio	St. John's
Alex Robertson	1989-1994	6-4	Chicago, Illinois	John Marshall
Noland Robinson	1986-1990	6-5	Willard, Ohio	Willard
--- Rodgers	1931-1932	---	---	---
Garry Roggenburk	1959-1962	6-6	Cleveland, Ohio	Saint Ignatius
John Rohm	1966-1967	6-6	Indianapolis, Indiana	Cathedral
Terry Ross	1974-1978	6-9	New Castle, Indiana	Chrysler
John Roth	1915-1919	---	Loveland, Ohio	---

ALL-TIME ROSTER

THIS IS UD | BASKETBALL STAFF | 2007-08 UD FLYERS | 2006-07 YEAR IN REVIEW | OPPONENTS | UD ARENA | HISTORY | SERIES | UNIVERSITY | MEDIA

Player	Years	Ht	Hometown	High School
Hugh Sacksteder	1911-1912	---	Dayton, Ohio	---
Norbert Sacksteder	1912-1913	---	Dayton, Ohio	---
Dan Sadtler	1966-1969	6-6	Lima, Ohio	Lima Central Catholic
Jack Sallee	1951-1955	6-2	Springfield, Ohio	Springfield Catholic
John Samanich	1964-1967	6-7	Maple Heights, Ohio	Chanel
Andres Sandoval	2006-	6-4	Millford, Massachusetts	Winchendon
Robert Schaefer	1946-1948	6-2	Akron, Ohio	Buchtel
Larry Schellenberg	1981-1985	6-3	Floyds Knobs, Indiana	Floyd Central
Victor Schlitzer	1903-1905	---	Rochester, New York	---
George Schloemer	1968-1971	6-4	Covington, Kentucky	Covington Catholic
Norm Schmatzer	1959-1960	6-8	Lakewood, Ohio	St. Ignatius
Alex Schoen	1903-1906	---	Dayton, Ohio	---
Harold Schoen	1960-1963	6-7	Fort Recovery, Ohio	Fort Recovery
William Schoen	1905-1907	---	Chicago, Illinois	---
Carroll Scholle	1933-1936	---	---	---
Don Schultz	1942-1943	---	St. Louis, Missouri	---
Al Schumacher	1912-1914	---	Dayton, Ohio	---
Francis Schumacher	1910-1911	---	Dayton, Ohio	---
Lawrence Schweers	1911-1912	---	---	---
Mike Scovic	1992-1993	6-3	Kettering, Ohio	Fairborn
Monty Scott	2003-2007	6-6	Reynoldsburg, Ohio	Reynoldsburg
Sean Scrutchins	1990-1992	6-4	Toledo, Ohio	Scott
Paul Shafer	1956-1957	6-0	Miamisburg, Ohio	Miamisburg
Ned Sharpenter	1966-1969	6-7	Aurora, Illinois	Marion Military Academy
Ted Sharpenter	1926-1928	---	Chicago, Illinois	---
Makor Shayok	1990-1992	6-8	Khartoum, Sudan	Rumbek
Bill Sherry	1916-1920	---	Dayton, Ohio	---
Jim Shields	1982-1986	6-8	Parma, Ohio	Normandy
Dean Shroyer	1946-1947	5-11	Dayton, Ohio	---
Gus Shroyer	1945-1948	6-2	Dayton, Ohio	Northridge
Al Sicard	1989-1992	6-5	Dayton, Ohio	Chaminade-Julienne
Al Sicking	1954-1957	6-6	Cincinnati, Ohio	Saint Xavier
Joe Siggins	1974-1978	6-4	Dayton, Ohio	Alter
Mark Sizemore	1970-1971	6-0	New Lebanon, Ohio	Dixie
Ted Sizemore	1970-1971	6-1	New Lebanon, Ohio	Dixie
Wilbur Sizer	1946-1947	6-1	Dayton, Ohio	Roosevelt
William Slick	1910-1911	---	Dayton, Ohio	---
Antoine Smith	1990-1992	6-7	Columbus, Ohio	Westerville South
Don Smith	1961-1964	6-1	Huntington, West Virginia	Vinson
Donald Smith	1971-1974	6-0	Dayton, Ohio	Roth
Marvin Smith	1938-1940	---	Piqua, Ohio	---
Sammy Smith	2000-2002	6-5	Worthington, Ohio	Worthington Christian
Steve Smith	1984-1988	6-5	Dayton, Ohio	Alter
Dick Snelling	1924-1926	---	Cleveland, Ohio	---
Harry Solimano	1903-1904	---	---	---
Wallace Southhall	1940-1941	---	---	---
Chris Spears	2003-2004	6-2	Centerville, Ohio	Centerville
Ray Springer	1987-1990	6-2	Dayton, Ohio	Meadowdale
Nick Stafford	2004-2007	6-7	Springfield, Massachusetts	Worcester Academy
Tony Stanley	1997-2001	6-4	Arlington, Virginia	Washington & Lee
Gene Stapanhorst	1937-1938	---	St. Louis, Missouri	---
Ralph Steffano	1964-1965	6-3	Clayton, Ohio	Northmont
Arnold Stein	1950-1951	6-1	Bronx, New York	William Howard Taft
D.J. Stelly	2001-2003	6-4	Aurora, Colorado	Overland
Jack Stevenson	1946-1947	6-0	Dayton, Ohio	---
Lawrence Stratnerr	1910-1911	---	New York, New York	---
Richard Strugarek	1940-1941	---	---	---
Bob Sullivan	1962-1965	6-3	Westmont, Illinois	Saint Procopius
David Sullivan	1934-1937	---	---	---
George Sullivan	1946-1947	5-10	Cambridge, Ohio	---
Joe Sullivan	1946-1947	6-0	Dayton, Ohio	---
Russ Summers	1918-1922	---	Dayton, Ohio	---
John Supenski	1920-1922	---	Dayton, Ohio	---
Joseph Sutton	1909-1911	---	Cleveland, Ohio	---
Robert Swartzel	1941-1943	---	Germantown, Ohio	---
Mike Sylvester	1971-1974	6-5	Cincinnati, Ohio	Moeller
Wayne Taubken	1964-1965	6-3	Wapakoneta, Ohio	Saint Joseph's
Yaughn Taylor	1950-1953	6-6	Dayton, Ohio	Wilbur Wright
Mario Termini	1947-1948	5-2	Cleveland, Ohio	Holy Name
Jim Testerman	1972-1975	6-5	Loveland, Ohio	Kings
Rick Thalls	1972-1974	6-8	Richmond, Indiana	Richmond
Joaquin Thomas	2004-2005	---	---	---
Joe Thomas	1937-1938	---	Philadelphia, Pennsylvania	---
Robert Thomas	1942-1943	---	Xenia, Ohio	---
Zach Thomas	1994-1997	6-0	Chicago, Illinois	De La Salle
Bob Tobin	1945-1946	6-2	Marion, Ohio	---
Jack Toerner	1946-1948	5-11	Cincinnati, Ohio	Elder
John Tomlinson	1979-1980	6-5	Carpentersville, Illinois	Barrington
Sedric Toney	1983-1985	6-2	Dayton, Ohio	Wilbur Wright
Bernard Topmoller	1905-1907	---	Cincinnati, Ohio	---
Glinder Torain	1965-1968	6-6	Muncie, Indiana	Muncie Central

Player	Years	Ht	Hometown	High School
Jeff Tressler	1983-1986	6-11	Columbus, Ohio	Northland
Adolph Tscherne	1934-1935	---	---	---
Albert Turner	1946-1947	6-0	Centerville, Ohio	---
Coby Turner	1995-1999	6-7	Alexandria, Virginia	Lee
Steve Turnwald	1968-1970	6-0	Ottoville, Ohio	Ottoville
Charlie Tyra	1976-1978	6-5	Louisville, Kentucky	Saint Xavier
Bill Uhl	1953-1956	7-0	Greenfield, Ohio	McClain
Bill Uhl II	1986-1990	6-9	Dayton, Ohio	Alter
Ludwig Vicant	1917-1918	---	Lorain, Ohio	---
Casper Vait	1936-1937	---	---	---
John Von Lehman	1971-1974	6-8	Covington, Kentucky	Covington Catholic
Chad Vorhis	1997-1998	5-9	West Alexandria, Ohio	Twin Valley South
Kyle Wagner	1992-1994	6-2	Delphi, Indiana	Delphi
Roland Wagner	1923-1924	---	Dayton, Ohio	---
Keith Waleskowski	2000-2004	6-9	Dayton, Ohio	Alter
Dick Walsh	1954-1955	6-4	Cleveland, Ohio	Saint Ignatius
Henry Walsh	1908-1909	---	Harshman, Ohio	---
Jim Wannemacher	1964-1968	6-6	Cloverdale, Ohio	Ottoville
Victor Warner	1929-1930	---	---	---
Jack Warrell	1963-1966	6-0	Springfield, Ohio	Springfield South
London Warren	2006-	6-0	West Alexandria, Ohio	Jacksonville, Florida
Lavern Watercutter	1948-1949	6-1	McCartyville, Ohio	Anna
Rudy Waterman	1965-1968	6-1	Waterbury, New York	Westbury
Law Weber	1918-1919	---	Kendallville, Indiana	---
Tony Wells	1975-1977	6-9	Murray, Kentucky	Galloway County
Jake Welter	1936-1937	---	---	---
Rickley West	1947-1949	6-2	Dayton, Ohio	Roosevelt
Jerome Westendorf	1940-1943	5-11	Dayton, Ohio	Chaminade
Gene Westendorf	1938-1941	5-10	Dayton, Ohio	Chaminade
Bill Westerkamp	1960-1963	6-10	Cincinnati, Ohio	Roger Bacon
Herbert Whalen	1908-1909	---	Dayton, Ohio	---
Logan White	2002-2006	6-4	Chagrin Falls, Ohio	University
Martin Wilberding	1907-1908	---	---	---
Pat Wilcox	1926-1928	---	---	---
Warren Williams	2002-2006	6-0	Gaithersburg, Maryland	DeMatha
Russ Willis	1972-1973	5-10	Union City, Ohio	Mississinawa Valley
Mike Wilson	1975-1976	6-7	Detroit, Michigan	Northwestern
--- Wite	1931-1932	---	---	---
Joseph Windbiel	1915-1918	---	Chicago, Illinois	---
Walt Winklejohn	1937-1940	---	Celina, Ohio	---
Paul Winterhalter	1960-1963	6-1	Tiffin, Ohio	Calvert
Robert Wolfe	1945-1948	5-8	Dayton, Ohio	Stivers
Eugene Wolke	1945-1949	6-2	Hamilton, Ohio	Hamilton Catholic
George Waywod	1951-1954	6-5	Evanston, Illinois	St. George
Ed Young	1982-1987	6-7	Upper Sandusky, Ohio	Upper Sandusky
Edwin Young	1996-2000	6-2	Zanesville, Ohio	Zanesville
Elmer Zang	1928-1934	---	---	---
Ray Zawadzki	1958-1961	6-4	Cleveland, Ohio	Cathedral Latin
Jeff Zern	1982-1986	6-9	Cheektowaga, New York	Saint Francis
Dick Zimmerman	1949-1950	6-0	Dayton, Ohio	Chaminade
George Zimmerman	1912-13	---	---	---
Jack Zimmerman	1947-1950	6-1	Dayton, Ohio	Chaminade
Jack Zimmerman	1976-1980	6-2	Dayton, Ohio	Alter
James Zimmerman	1930-1931	---	---	---
Jerome Zimmerman	1930-1931	---	---	---



ALL-TIME HOMETOWNS

Since Tom Blackburn took control of the Flyer program in 1947 there have been 302 players to take the court for the University of Dayton Flyers. Not surprisingly, the majority of the Flyers come from Ohio, with 187 of the 302. Here is a geographical breakdown of where those players came from (single player from city unless noted):

OHIO 187

Beavercreek, Bellaire, Blanchester, Canal Winchester, Canton, Centerville (3), Chagrin Falls, Cincinnati (17), Clayton, Cleveland (9), Cloverdale, Columbus (7), Dayton (47), Delphos (5), East Palestine, Eaton, Elyria, Fairview Park, Fort Recovery (2), Glandorf, Greenfield, Hamilton (4), Jamestown, Kettering (8), Lakewood (2), Lebanon (2), Lees Creek, Lima, London, Loveland (2), Maple Heights, Maria Stein, Martins Ferry (2), Mason, Massillon, Miamisburg (2), Middletown, Minster (2), Montezuma, New Lebanon (5), New Lexington (2), Newark, Norwood, Oak Harbor, Ottoville, Parma, Piqua, Port Jefferson, Reynoldsburg, Saint Henry, Saint Marys (2), South Lebanon, Springboro (2), Springfield (5), Tiffin, Toledo (6), Troy, Twinsburg, Union, Union City, Upper Sandusky, Wapakoneta (2), Waynesville (2), West Alexandria, Wheelersburg, Willard, Worthington (2), Xenia, Yorkville, Zanesville

COLORADO 2

Aurora, Denver

CONNECTICUT 1

Taftville

FLORIDA 4

Clearwater, Jacksonville, Miami (2)

GEORGIA 1

Sandersville

ILLINOIS 20

Amboy, Arlington Heights, Aurora, Bloomington, Campbell Hill (3), Carpentersville, Champaign, Chicago (6), Evanston, Glen Ellyn, Lisle, Springfield, Westmont

INDIANA 14

Delphi, Flays Knobs, Fort Wayne, Indianapolis (3), Lawrenceburg, Muncie, New Castle, North Manchester, Richmond (2), San Pierre, Wolcottville

IOWA 1

Johnston

KANSAS 1

Hays

KENTUCKY 12

Covington (3), Lexington (2), Louisville (3), Maysville, Murray, Owensboro, Paintsville

MARYLAND 5


Gaithersburg, Hyattsville, Landover, Landover Hills, Laurel

MASSACHUSETTS 2

Milford, Springfield

MICHIGAN 16

Detroit (10), Grand Rapids, Oak Park, Orchard Park, Owosso, River Rouge, Saginaw



Jim Paxson, Jr. was the second Flyer to come to UD from Kettering's Alter High School. The Knights who became Flyers: Dan Bockhorn (1978-79), Bill Crotty (1985-89), Brian Donoher (1987-89), Bill Frericks (1975-77), Doug Harris (1975-79), Ted Harris (1981-85), Don Hughes (1983-87), Greg Kohls (2000-) Andy Meyer (1992-96), Jim Paxson Jr. (1975-79), Jeff Penno (2004- 06), Joe Siggins (1974-78), Steve Smith (1984-88), Bill Uhl, Jr. (1986-90), Keith Waleskowski (1999-), Jack Zimmerman (1976-80).

MINNESOTA 3

Hibbing, Minneapolis (2)

NEW JERSEY 3

Hawthorne, Union City, Weehawken

NEW YORK 14

Bellaire, Bronx (3), Brooklyn, Cheektowaga, Floral Park (2), Flushing, Garden City, New York, Rochester, Staten Island, Waterbury

NORTH CAROLINA 1

Charlotte

PENNSYLVANIA 6

Allentown, Erie, Philadelphia (3), Pittsburgh

TENNESSE 1

Cleveland

VIRGINIA 2

Alexandria, Keokee

WEST VIRGINIA 1

Huntington

WISCONSIN 1

Mequon

FOREIGN PLAYERS 4

Central Africa Republic, Holland, Nigeria, Sudan



**THE 55 BASKETBALL PLAYERS
IN UD'S HALL OF FAME:**

Harry Baujan	inducted 1968
Tom Blackburn	inducted 1969
William Blake, 1926	inducted 1964
Bucky Bockhorn, 1958	inducted 1958
Frank Case, 1960	inducted 1986
Roosevelt Chapman, 1990	inducted 1994
Dave Colbert, 1986	inducted 2004
Stan Corbett, 1935	inducted 1962
Anthony Corbitt, 1990	inducted 2004
Johnny Davis	inducted 1993
John Debesis, 1928	inducted 1967
Don Donoher, 1954	inducted 1992
Henry Finkel, 1966	inducted 1974
Tom Frericks, 1953	inducted 1976
Chuck Grigsby, 1952	inducted 1972
Gordy Hatton, 1964	inducted 1986
Tom Hatton, 1962	inducted 1982
Sam Hipa, 1928	inducted 1962
Bobby Joe Hooper, 1981	inducted 1989
John Horan, 1955	inducted 1964
George Janky, 1971	inducted 1993
Mike Kanieski, 1982	inducted 1999
Bob Kavanaugh, 1942	inducted 1977
Bernard Keiter, 1942	inducted 1962
Gene Klaus, 1967	inducted 2004
Negele Knight, 1990	inducted 1998
William Knisley, 1947	inducted 1962
Don Lane, 1958	inducted 1984
Al Mahrt, 1912	inducted 1962
Lou Mahrt, 1926	inducted 1962
Don May, 1968	inducted 1974
Ken May, 1971	inducted 1995
Vince McDonough, 1936	inducted 1976
Don Meineke, 1952	inducted 1962
Ralph Niehaus, 1939	inducted 1973
Junior Norris, 1952	inducted 1963
Jim Palmer, 1957	inducted 2004
Robert Payne, 1934	inducted 1967
Jim Paxson, 1956	inducted 1976
Jim Paxson, 1979	inducted 1985
Ryan Perryman, 1998	inducted 2004
Garry Roggenburk, 1962	inducted 1970
Dan Sadlier, 1970	inducted 1987
Jack Sallee, 1955	inducted 1981
Alphonse Schumacher, 1914	inducted 2004
Ted Sharpenter, 1928	inducted 1979
Donald Smith, 1974	inducted 1980
Richard Snelling, 1927	inducted 1965
Harry Solimano, 1907	inducted 1962
Mike Sylvester, 1974	inducted 1983
Sedric Toney, 1984	inducted 2006
Bill Uhl, 1956	inducted 1968
Gene Westendorf, 1941	inducted 1969
Jerome Westendorf, 1943	inducted 1970
Ed Young, 1987	inducted 2003
Jack Zimmerman, 1980	inducted 2002



Thomas J. Frericks, who became a member of the UD Athletics Hall of Fame in 1976, left an indelible impression on the Flyer Athletics program. No mention of University of Dayton tournament appearances would be complete without acknowledging the contributions of Mr. Frericks, who served as UD's director of athletics from 1964 to 1992.

Not only should he be considered for the University's involvement in tournaments, but for his contributions to the NCAA Division I Men's Basketball Championship.

Mr. Frericks was an innovator who helped guide UD Athletics from a time when collegiate athletic departments were low-budget operations to the multi-million dollar budgets of the 1990s. Through all the changes, one thing remained constant, because of Frericks' dedication, UD became known for integrity and credibility.

Highlights of his tenure included UD's second-place finish in the 1967 NCAA Men's Basketball Championship, and the construction in 1969 of the \$4.5 million University of Dayton Arena, which has now hosted 65 NCAA Tournament Games (62 men, three women).

As a member of the Men's Basketball Committee, Frericks was an integral part of developing the tournament to the great American sporting event, "March Madness," it is today. He was on the five-member team from the Basketball Committee that negotiated the seven-year, \$1 billion television contract with CBS Sports. Mr. Frericks was slated to be the Chair of the Basketball Committee starting in 1992, but he lost his battle with cancer on Jan. 31, 1992, before presiding over any championship.

Fifteen days prior to his passing, the University had rededicated the University of Dayton Fieldhouse as the Thomas J. Frericks Athletic and Convocation Center. It serves as a constant reminder, fittingly, in a building where he attended classes, practiced and played as a young man and transformed UD athletic fortunes as athletic director.

TEAM AWARDS

WHITE-ALLEN MOST VALUABLE PLAYER TROPHY

The White-Allen Trophy is given each year to the team's Most Valuable Player as selected by members of the team. It is sponsored by Tim White and White-Allen Auto Group, Inc. White-Allen also sponsors MVP trophies for UD football, women's basketball and volleyball.

1952-53	John Horan
1953-54	Don Donoher
1954-55	John Horan
1955-56	Jim Paxson
1956-57	Carmen Riazzi
1957-58	Bucky Bockhorn
1958-59	Frank Case
1959-60	Garry Roggenburk
1960-61	Tom Hatton, Bill Cramsey
1961-62	Garry Roggenburk
1962-63	Gordon Hatton
1963-64	Henry Finkel, Chuck Izor
1964-65	Henry Finkel
1965-66	Henry Finkel
1966-67	Don May
1967-68	Don May
1968-69	Dan Sadlier
1969-70	George Janky
1970-71	George Jackson
1971-72	Donald Smith
1972-73	Donald Smith
1973-74	Donald Smith, Mike Sylvester
1974-75	Johnny Davis
1975-76	Johnny Davis
1976-77	Jim Paxson
1977-78	Jim Paxson
1978-79	Jim Paxson
1979-80	Jack Zimmerman
1980-81	Mike Kanieski
1981-82	Roosevelt Chapman
1982-83	Roosevelt Chapman
1983-84	Roosevelt Chapman
1984-85	Dave Colbert
1985-86	Dave Colbert
1986-87	Dan Christie, Anthony Grant
1987-88	Anthony Corbitt
1988-89	Anthony Corbitt
1989-90	Negele Knight
1990-91	Chip Jones
1991-92	Alex Robertson
1992-93	Derrick Dukes
1993-94	Alex Robertson
1994-95	Andy Meyer
1995-96	Ryan Perryman
1996-97	Ryan Perryman
1997-98	Ryan Perryman
1998-99	Mark Ashman
1999-00	Mark Ashman, Tony Stanley
2000-01	Tony Stanley
2001-02	David Morris
2002-03	Ramod Marshall
2003-04	Keith Waleskowski
2004-05	Monty Scott
2005-06	Brian Roberts
2006-07	Brian Roberts

ALEX SCHOEN MEMORIAL FREE-THROW TROPHY


The Alex Schoen Trophy is given annually to the player who finishes the year with the highest free throw percentage (minimum of 50 free throws attempted). The trophy is named for Alex Schoen, Sr., the captain of the first University of Dayton basketball team. Schoen captained the 1903-04 team for St. Mary's College, which later became UD. The trophy is sponsored by the Schoen family.

1949-50	Don Meineke
1950-51	Don Meineke
1951-52	Don Meineke
1952-53	Jack Sallee
1953-54	John Horan
1954-55	John Horan
1955-56	Jim Paxson
1956-57	Bucky Bockhorn
1957-58	Frank Case
1958-59	Frank Case
1959-60	Stan Greenberg
1960-61	Tom Hatton
1961-62	Tom Hatton
1962-63	Hal Schoen
1963-64	Chuck Izor
1964-65	Bob Sullivan
1965-66	Bobby Joe Hooper
1966-67	Bobby Joe Hooper, Don May
1967-68	Bobby Joe Hooper
1968-69	Dan Sadlier
1969-70	Tom Crosswhite
1970-71	Al Bertke, Tom Crosswhite
1971-72	Donald Smith
1972-73	Donald Smith
1973-74	Donald Smith
1974-75	Johnny Davis
1975-76	Fred Eckert
1976-77	Jim Paxson
1977-78	Jim Paxson
1978-79	Jack Zimmerman
1979-80	Mike Kanieski
1980-81	Mike Kanieski
1981-82	Roosevelt Chapman
1982-83	Roosevelt Chapman
1983-84	Damon Goodwin
1984-85	Sedric Toney
1985-86	Damon Goodwin
1986-87	Noland Robinson
1987-88	Steve Pittman
1988-89	Negele Knight
1989-90	Negele Knight
1990-91	Alex Robertson
1991-92	Chip Hare
1992-93	Larry Hisle
1993-94	Alex Robertson
1994-95	Andy Meyer
1995-96	Andy Meyer
1996-97	Darnell Hoskins
1997-98	Tony Stanley
1998-99	Edwin Young
1999-00	Brooks Hall
2000-01	Keith Waleskowski
2001-02	Keith Waleskowski
2002-03	Keith Waleskowski
2003-04	Mark Jones
2004-05	Trent Meacham
2005-06	Monty Scott
2006-07	Brian Roberts

"SHORTY" SHARPENTER MEMORIAL REBOUNDING TROPHY

The Sharpenter Award is given annually to the top rebounder on the team. It is named after Hall of Famer Ted "Shorty" Sharpenter and is sponsored by his family. Sharpenter was a football and basketball standout at UD in the 1920s. His son Ned played for the Flyers in the late 1960s.

1978-79	Mike Kanieski
1979-80	Richard Montague
1980-81	Mike Kanieski
1981-82	Roosevelt Chapman
1982-83	Roosevelt Chapman
1983-84	Roosevelt Chapman
1984-85	Dave Colbert
1985-86	Dave Colbert
1986-87	Anthony Grant
1987-88	Anthony Corbitt
1988-89	Anthony Corbitt
1989-90	Anthony Corbitt
1990-91	Makar Shayok
1991-92	Chip Hare
1992-93	Chip Hare
1993-94	Alex Robertson
1994-95	Ryan Perryman
1995-96	Ryan Perryman
1996-97	Ryan Perryman
1997-98	Ryan Perryman
1998-99	Mark Ashman
1999-00	Mark Ashman
2000-01	Keith Waleskowski
2001-02	Keith Waleskowski
2002-03	Keith Waleskowski
2003-04	Keith Waleskowski
2004-05	Monty Scott
2005-06	Norman Plummer
2006-07	Charles Little



Larry Schellenberg was twice the recipient of the John L. MacBeth Scholar-Athlete Award as well as an NCAA Postgraduate Scholar. With that kind of mind, he understood the value of protecting the ball: His 2.36 assists-to-turnover ratio remains a school record.

TEAM AWARDS

BEST DEFENDER AWARD

The Best Defender Award is given to the strongest defensive player on the team, as determined by the coaching staff.

1994-95	Jeffrey Brookins
1995-96	Jeffrey Brookins
1996-97	Edwin Young
1997-98	Edwin Young
1998-99	Tony Stanley
1999-00	Edwin Young
2000-01	Nate Green
2001-02	Ramod Marshall
2002-03	D.J. Stelly
2003-04	Marques Bennett
2004-05	Marques Bennett
2005-06	Logan White
2006-07	Kurt Huelsman

CHRIS DANIELS MEMORIAL MOST IMPROVED PLAYER

The Most Improved Player Award was renamed following the 1995-96 season to honor the memory of Flyer center Chris Daniels, who passed away during his senior season. Chosen by the coaches, it goes to the player who develops the most over the course of the season. The award is sponsored by Skelton Sports.


1994-95	Shawn Haughn
1995-96	Chris Daniels
1996-97	Edwin Young
1997-98	Coby Turner
1998-99	Cain Doliboa
1999-00	David Morris
2000-01	Ramod Marshall
2001-02	Sean Finn
2002-03	Mark Jones
2003-04	Marques Bennett, Warren Williams
2004-05	Brian Roberts
2005-06	Charles Little
2006-07	London Warren

JOHN L. MACBETH MEMORIAL SCHOLAR-ATHLETE AWARD

The Macbeth Trophy goes each year to the team member who has the highest cumulative grade point average based on at least five semesters of academic work. It is presented in the memory of Dayton businessman John L. Macbeth, and is sponsored by Mrs. John L. Macbeth and the Macbeth family.

1958-59	Hank Josefczyk
1959-60	Stanley Greenberg
1960-61	Phil Dubensky
1961-62	Stanley Greenberg
1962-63	Hal Schoen
1963-64	Chuck Izor
1964-65	Bob Sullivan
1965-66	Dennis Hrcka
1966-67	Richard Fox
1967-68	Dan Obravac
1968-69	Jim Gottschall
1969-70	Jim Gottschall
1970-71	Pat Murnen
1971-72	Pat Murnen
1972-73	John Von Lehman
1973-74	John Von Lehman
1974-75	Dan Herling
1975-76	Johnny Davis
1976-77	Bill Frericks
1977-78	Jim Paxson
1978-79	Jim Paxson
1979-80	Jack Zimmerman
1980-81	Mike Kanieski
1981-82	Mike Kanieski
1982-83	Mike Reichert
1983-84	Larry Schellenberg
1984-85	Larry Schellenberg
1985-86	Dan Christie
1986-87	Dan Christie
1987-88	Eric Matthews
1988-89	Norm Grevey
1989-90	Norm Grevey
1990-91	David Bradds
1991-92	John Richter
1992-93	John Richter
1993-94	John Richter
1994-95	Chip Hare
1995-96	Maurice Beyina
1996-97	Maurice Beyina
1997-98	Josh Postorino
1998-99	Ted Fitz
1999-00	Ted Fitz
2000-01	Gamal Gilchrist
2001-02	Keith Waleskowski
2002-03	Greg Kohls
2003-04	Greg Kohls
2004-05	James Cripe
2005-06	Jeff Penno
2006-07	Brian Roberts

The **Chris Daniels Memorial Most Improved Player Award** is named after the late Flyer who more than tripled his points per game from his junior season in his senior campaign. Daniels also doubled his rebounding average and was shooting 69 percent when he passed away. The Atlantic 10 also names their Most Improved Player Award in memory of Chris.



TEAM AWARDS

2007 DAYTON BASKETBALL

THOMAS M. LUPPE MEMORIAL AWARD

The Luppe Award is given annually to the University of Dayton first-year basketball player who demonstrates the courage, desire and moral integrity possessed by Tom Luppe, a young athlete who died while playing in a freshman game for the Flyers in 1963.

1963-64	Jim Wannemacher
1964-65	Bobby Joe Hooper
1965-66	Dan Sadlier
1966-67	Jim Gottschall, Jerry Gottschall
1967-68	Jack Keehan
1968-69	Pat Murnen
1969-70	John Bitter
1970-71	Donald Smith
1971-72	Doug Bayer
1972-73	Rick Thalls
1973-74	Johnny Davis
1974-75	Terry Ross, Joe Siggins
1975-76	Jim Paxson
1976-77	Jack Zimmerman
1977-78	Jim Rhoden
1978-89	George Morrison
1979-80	Kevin Conrad
1980-81	Roosevelt Chapman
1981-82	Larry Schellenberg
1982-83	Ed Young
1983-84	Dan Christie
1984-85	Steve Smith, Eric Mathews
1985-86	Negele Knight
1986-87	Anthony Corbitt
1987-88	Ken Branch
1988-89	Wes Coffee
1989-90	Alex Robertson
1990-91	Derrick Dukes
1991-92	Chip Hare
1992-93	Andy Meyer
1993-94	Shawn Haughn
1994-95	Ryan Perryman
1995-96	Josh Pastorino
1996-97	Mark Ashman
1997-98	Tony Stanley
1998-99	David Morris
1999-00	Brooks Hall
2000-01	Keith Waleskowski
2001-02	Mark Jones
2002-03	Warren Williams
2003-04	Monty Scott
2004-05	Chris Alvarez
2005-06	Charles Little
2006-07	Marcus Johnson

DR. GEORGE RAU SPIRIT AWARD


The Rau Award is given annually to a UD player who best displays true team spirit, both on and off the court. It is named for Dr. George Rau, better known around UD as "Pete" Rau, who was the UD team physician for more than 20 years prior to his death in 1972. It is sponsored by the Harry O'Rourke Insurance Agency.

1972-73	Steve Lawrence, Steve Hess
1973-74	John Von Lehman
1974-75	Jim Testerman, Allen Elijah
1975-76	Terry Ross
1976-77	Terry Ross
1977-78	Terry Ross
1978-79	Doug Harris
1979-80	Tim Pohlman
1980-81	George Morrison
1981-82	Ted Harris
1982-83	Mike Reicher, Ted Harris
1983-84	Larry Schellenberg
1984-85	Ted Harris
1985-86	Rory Dahlinghaus
1986-87	Don Hughes
1987-88	Eric Mathews
1988-89	Sam Howard
1989-90	Troy McCracken
1990-91	Sam Howard
1991-92	John Richter
1992-93	John Richter
1993-94	John Richter
1994-95	Marco Pikaar
1995-96	Maurice Beyina
1996-97	Maurice Beyina
1997-98	Matt Cooper
1998-99	Matt Cooper
1999-00	Matt Cooper
2000-01	Gamal Gilchrist
2001-02	Greg Kohls
2002-03	Mark Jones
2003-04	Frank Iguodala
2004-05	Mark Jones
2005-06	Norman Plummer
2006-07	Monty Scott


UHL FAMILY ENDOWED SCHOLARSHIP

Is given annually to the UD player who best exemplifies the qualities of good sportsmanship and character, and follows the University's principles of "Learn, Lead and Serve" on and off the court. The award is named for former Flyers Bill Uhl and Bill Uhl II, who have endowed a men's basketball scholarship, to be given to a returning Flyer basketball player.

2003-04	Keith Waleskowski
2004-05	Mark Jones
2005-06	Warren Williams
2006-07	Jimmy Binnie
2007-08	Jimmy Binnie



1996-1997 Luppe Award winner **Mark Ashman** (shown here dunking on David West of Xavier) was also the White Allen MVP in 1998-99 and 1999-2000. He also is a two-time winner of the Shorty Sharpenter Memorial Rebounding Award.





The University of Dayton celebrated its 100th anniversary season of men's basketball in 2003-04, and the focal point of the season-long celebration was February 4—the 100th anniversary date of UD's first varsity game. On February 4, 1904, UD, then known as St. Mary's Institute, defeated the Dayton Intermediates 14-2. One hundred years to the day, the Flyers hosted the Richmond Spiders and in conjunction with that game, the University unveiled its All-Century Team. The 20-man team spans all 100 years of Dayton Basketball.

ARLEN "BUCKY" BOCKHORN

A 6-4 swingman from Campbell Hill, Illinois, Bockhorn played from 1955-58 on Flyer teams that were a combined 69-17, won the 1955 University of Kentucky Invitational Tournament and played in three NITs. As a senior, he was co-captain on a 25-4 team that reached the NIT finals. A versatile player, Bockhorn scored 941 points, grabbed 708 rebounds and always drew the toughest defensive assignment, regardless of whether that player was a forward or guard. Bockhorn, who averaged double figures all three seasons at UD, went on to a successful NBA career.

ROOSEVELT CHAPMAN

UD's all-time leading scorer with 2,233 points, Chapman utilized amazing body control and incredible hang time to score most of his points inside, even though he was listed at 6-4. The Brooklyn native appears near the top of nearly every statistical category including most rebounds (8th, 956), assists (11th, 338) and blocked shots (2nd, 124). He capped his career by leading UD in a remarkable NCAA run, scoring a 1984 tournament-best 105 points in four games, including 41 vs. Wayman Tisdale and his seventh-ranked Oklahoma Sooners in the second round.

BILL CHMIELEWSKI

Chmielewski was named the Most Valuable Player of the 1962 National Invitational Tournament, as the Flyers gave head coach Tom Blackburn his first NIT title in six trips to the championship game. The 6-10 Detroit native averaged 15.4 points and 9.3 rebounds during UD's 24-6 season in 1961-62. He was a Second Team All-America pick by Converse. Chmielewski left school after that season, and after pursuing a pro basketball career settled in the Dayton area. He still plays basketball in Master's division events.

ANTHONY CORBITT

One of the most consistently productive scorers in UD history, Anthony Corbett's 1,760 points stand eighth on the UD All-Time Scoring List. Despite standing 6-6, Corbett was deadly effective low-post scorer, shooting over 50% and averaging in double figures in all four of his seasons at Dayton. In addition to his eighth-place standing in career scoring for the Flyers, Corbett is 11th in rebounding (814), and sixth in FG% (.534, 725-1358). Corbett closed his career in the place every player wants to be—the NCAA tournament. In 1989-90, UD won the MCC championship and advanced to the NCAA second round where they lost to Arkansas by two.

JOHNNY DAVIS

Davis had the greatest impact any Flyer freshman has ever had, joining a team whose nucleus had gone 13-13 the two seasons before, and helping propel the Flyers to a 20-9 record, a berth in the 1974 NCAA tournament, and eventually a toe-to-toe triple overtime loss to defending national champion UCLA. And linking Davis and "propulsion" is appropriate, as Davis was a unique combination of quickness and jumping ability. UD's MVP as a sophomore and junior, Davis scored 1,562 career points. His 19.3 point scoring average is fifth at Dayton. He joined the NBA after his junior season and was a member of the Portland Trailblazers world championship team. He is now head coach of the Orlando Magic.

HENRY FINKEL

The third-leading scorer in UD history with 1,968 points, Finkel's teams were 60-23 in his three seasons, and reached the NCAA Sweet Sixteen twice. He was named MVP or co-MVP in all three of his years for the Flyers. The 6-11 center from Union City, New Jersey still holds the UD records for most points scored in a season (733 in 1964-65) and highest scoring average in a season (25.3 in 1964-65) and career (23.7). His career field goal percentage of .619 (772-1248) is the third-best for the Flyers, and the best for any player with more than 500 field goals made.

BOBBY JOE HOOPER

A 6-0 guard from Lees Creek, Ohio, Hooper was a starter from his first varsity game, and was a leader on teams that reached the NCAA Sweet Sixteen his sophomore season, the NCAA championship game his junior season, and the 1968 NIT championship his senior year. Hooper scored 1,059 career points, which is currently 34th on UD's all-time scoring list. One of the best shooters in Dayton basketball, Hooper established school records (since surpassed) in consecutive free throws (34) and career field goal percentage (.835, 223-267). He was named to the 1967 NCAA All-Mideast Regional Team, and the 1968 All-NIT team.

JOHN HORAN

A four-year starter and four-year double-figure scorer, Horan was a key player in the years UD cemented itself as a nationally-recognized team in the years between 1951 and 1955. The 6-8 center/forward from Rochester, Minnesota is Dayton's career record holder in rebounding with 1,341. He also scored 1,757 points (ninth at UD). Teams he played for were a combined 94-29. He played in the NCAA once and the NIT three times.

NEGELE KNIGHT

Of all the great players in Flyer basketball history, Negele Knight is known for his work at the end of games as much as anyone. Over his career, Knight won or tied the game on UD's last possession an amazing 12 times. He began his career as a starting point guard in 1985-86, missed the next season due to injuries and then overcame more injuries to average double figures the next two seasons. As a senior, Knight averaged 22.8 points and 6.8 assists for the season, and 29.3 points and 7.9 assists during an 11-game, season-ending winning streak. All in all, Knight holds ten school records, has UD's second-best mark in five more categories and the third-best mark in 12 others. The Detroit native is #1 in career assists (663) and seventh in career scoring (1,806 points).

DON MAY

A Dayton native who grew up just a morning newspaper's throw from UD's campus (he delivered newspapers as a youngster to UD's dorms) May has the distinction of being a hometown hero who stayed in his hometown. One of the best high school players the Dayton area has ever produced, May stayed in his hometown to play for the Flyers. A two-time USBWA All-American, May practically put UD in the 1967 NCAA championship game when he made a record 13-straight field goals in UD's semifinal win over North Carolina. Not just a deadeye shooter, the 6-4 May was also a fabulous rebounder. He

averaged 23.4 points and 16.7 rebounds as a junior, and 22.7 and 15.0 as a senior. He is second in both Flyer career scoring (1,980) and rebounding (1,301).

DON "MONK" MEINEKE

It's no coincidence that the University of Dayton's first 20-win season (in 1949-50), it's first NIT appearance and the school's only season with appearances in both the NIT and NCAA tournaments came with Meineke in the pivot. UD's first 1,000 point scorer, and still the fifth-leading scorer in school history (1,866). The 6-7 Dayton native led the nation in FG% (.512, 240-469) as a junior, and was named Third-Team All-America by the Helms Foundation and Converse. As a senior, he was named Second Team All-America by the Helms Foundation, Look Magazine and the Associated Press.

JIM PAXSON

A three-time White-Alan MVP, Paxson's senior numbers of 23.2 points, 5.7 assists and 4.2 rebounds earned him First Team All-America honors from the USBWA. And the Kettering native's 3.40 GPA translated into his being named a CoSIDA Academic All-American as well. The former Vice-President and General Manager of the Cleveland Cavaliers, Paxson has been a finalist for the CoSIDA Academic All-America Hall of Fame class. A four-year starter, Paxson is fourth on UD's all-time scoring list (1,945 points). Even though he was the focal point of UD's scoring during his career, he is also fourth in career assists (515) and third in career steals (168).

RYAN PERRYMAN

Perryman led the nation in rebounding (12.5), and more importantly, he led the University of Dayton back into the post season as a senior in 1997-98. Perryman took the Flyers to the 1998 NIT, breaking an eight-year post-season drought on the Hilltop. That was the longest drought in the modern era (post-1950) of Dayton basketball. Since then, the Flyers have reached the post-season five of the last six seasons. The 6-7 Oak Park, Michigan native is currently 15th in career rebounding (1,524) at UD, fourth in rebounding (1,156) and fourth in FG% (.546, 534-978). He is the Atlantic 10 career rebounding average record holder (10.7). Only Jim Paxson Jr., Roosevelt Chapman and Perryman are three-time outright White-Alan MVP winners.

GARRY ROGGENBURK

A 6-4 forward from Cleveland, Roggenburk still holds UD's single-game rebounding mark, with 32 against Miami in just his third college game. Fast-forward to the end of his college career, when he was the leading scorer (16.0) and second-leading rebounder (9.3) on UD's first NIT championship team in 1962. He is one of six Flyers to score 1,000 points and grab 1,000 rebounds in his career. His 1,398 career points are currently 19th all-time at UD and his 1,027 rebounds are sixth.

JACK SALLEE

A mainstay on UD's nationally-ranked teams from 1951-55, Sallee's 1,610 career points put him 13th in Flyer career scoring. When he graduated, he was second behind Monk Meineke. The 6-2 guard from Springfield, Ohio led UD in scoring (19.0) as a sophomore, but adjusted his game upon the arrival of seven-foot center Bill Uhl, and averaged 15.2 as a junior and 15.0 as a senior. He played in 122 games for the Flyers, a record that stood for 47 years.

DONALD SMITH

The greatest long-range shooter in UD history, Smith scored 1,655 points, mostly from three-point range, for UD. Only problem was, there was no three-point line when he played from 1971-74. But if you think this claim is hype, consider this: when he practiced free throws, he practiced them from the top of the circle (where today's three point line is). It must have worked. Smith is the career FT% leader at Dayton (.886, 281-317). His .910 (111-122) mark as a junior led the nation. The 6-0 guard from Dayton also holds UD's single-game scoring record of 52 points at Loyola during his junior season, but his coach, Don Donoher, rates that as his second-most impressive effort, citing a 44-point, 20-25 FG game at Xavier earlier that year.

TONY STANLEY

An athletic jump shooter from Philadelphia, Stanley ended his career three seasons ago with 1,835 points, the sixth-best total at Dayton. He also stands first in career three-pointers (291), and second in both career steals (174) and games played (125). Stanley averaged 13.1 points a game as a freshman, 15.0 as a sophomore, 14.7 points as a junior and 15.9 points as a senior. He is the youngest member of the All-Century Team.

MIKE SYLVESTER

Sylvester was the star of what would have been one of the biggest upsets in NCAA tournament history when he scored 36 points in UD's triple-overtime loss in the 1974 NCAA tournament to defending champion UCLA. Sylvester scored 1,248 career points in his Dayton career, capped by a senior season that saw him average 17.1 points, 6.7 rebounds and shoot .502 (203-404) from the field and .833 (90-108) from the line. The Cincinnati native is also the only Flyer to earn a medal playing in the Olympics. He was part of Italy's bronze-medal-winning team at the 1980 Games (Former UD coach Don Donoher was an assistant coach for the United States' 1984 gold-medal-winning team).

BILL UHL


A First Team All-America selection by Look Magazine as a senior, Uhl dominated the paint from 1953-56, and lifted UD to its highest-ever national ranking. UD was ranked second in the nation for 11 weeks during the 1955-56 season, behind only the Bill Russell-led San Francisco Dons. Uhl, a seven-footer from Greenfield, Ohio, was one of the most consistently excellent players to ever wear the Red and Blue. He averaged 18.4, 18.6 and 18.4 points in his three seasons at UD. His teams were a combined 75-15, with one appearance in the NIT quarterfinals, and two trips to the NIT finals.

ED YOUNG

As the shooter of "The Shot"—the buzzer-beater against third-ranked DePaul on February 18, 1984—Ed Young's place in UD basketball history will always be secure. But while one moment in time may have placed him in UD basketball history, his productive career has now put him on the UD All-Century Team. Young was part of UD's 1984 team that advanced to the NCAA West Regional finals, but the Flyers didn't take off that season until coach Don Donoher moved Young, a starter at forward, to center. Giving away inches and pounds to just about every opponent, Young averaged 13.4 points and 6.6 rebounds that season, as the Flyers finished 21-11. Injuries followed him the rest of his career (he missed the entire 1984-85 season), but he was effective enough to finish his career with 1,253 points. The Upper Sandusky, Ohio native is now 23rd in career scoring for the Flyers.

1,000-POINT CLUB

2007 DAYTON BASKETBALL



2,233 • ROOSEVELT CHAPMAN 1980-1984

6-FOOT-4 • BROOKLYN, N.Y.

Year	Class	G	Min	FG	Att	Pct	3Pt	Att	Pct	FT	Att	Pct	Reb	Avg	Ast	Blk	Stl	Pts	Avg
1980-1981	Frosh	29	878	135	284	.475	---	---	---	100	131	.763	169	5.8	92	15	26	370	12.8
1981-1982	Soph	30	1091	195	377	.517	---	---	---	153	202	.757	239	8.0	114	28	43	543	18.1
1982-1983	Junior	27	1015	231	410	.563	---	---	---	159	194	.820	258	9.6	54	40	44	621	23.0
1983-1984	Senior	32	1205	268	517	.518	---	---	---	163	215	.758	290	9.1	78	41	46	699	21.8
	CAREER	118	4189	829	1588	.522	---	---	---	575	742	.775	956	8.1	338	124	159	2233	18.9



1,980 • DON MAY 1965-1968

6-FOOT-4 • DAYTON, OHIO


Year	Class	G	Min	FG	Att	Pct	3Pt	Att	Pct	FT	Att	Pct	Reb	Avg	Ast	Blk	Stl	Pts	Avg
1965-1966	Soph	29	---	238	505	.471	---	---	---	114	166	.687	331	11.4	---	---	---	590	20.3
1966-1967	Junior	31	---	258	543	.475	---	---	---	173	213	.812	519	16.7	---	---	---	689	22.2
1967-1968	Senior	30	---	239	509	.470	---	---	---	223	284	.785	451	15.0	---	---	---	701	23.4
	CAREER	90	---	735	1557	.472	---	---	---	510	663	.769	1301	14.5	---	---	---	1980	22.0



1,968 • HANK FINKEL 1963-1966

6-FOOT-11 • UNION CITY, N.J.

Year	Class	G	Min	FG	Att	Pct	3Pt	Att	Pct	FT	Att	Pct	Reb	Avg	Ast	Blk	Stl	Pts	Avg
1963-1964	Soph	25	---	231	401	.576	---	---	---	114	175	.651	325	13.0	---	---	---	576	23.0
1964-1965	Junior	29	---	293	450	.651	---	---	---	147	209	.703	431	14.9	---	---	---	733	25.3
1965-1966	Senior	29	---	248	397	.625	---	---	---	163	196	.832	350	12.1	---	---	---	659	22.7
	CAREER	83	---	772	1248	.619	---	---	---	424	580	.731	1106	13.3	---	---	---	1968	23.7



1,945 • JIM PAXSON 1975-1979

6-FOOT-5 • KETTERING, OHIO

Year	Class	G	Min	FG	Att	Pct	3Pt	Att	Pct	FT	Att	Pct	Reb	Avg	Ast	Blk	Stl	Pts	Avg
1975-1976	Frosh	27	1061	149	308	.484	---	---	---	55	73	.753	127	4.7	99	9	32	353	13.1
1976-1977	Soph	27	1012	219	401	.546	---	---	---	69	87	.793	157	5.8	114	7	36	507	18.8
1977-1978	Junior	29	1066	208	399	.521	---	---	---	89	115	.774	96	3.3	160	8	47	505	17.4
1978-1979	Senior	25	929	236	449	.526	---	---	---	108	134	.806	104	4.2	142	3	53	580	23.2
	CAREER	108	4068	812	1557	.522	---	---	---	321	409	.785	484	4.5	515	27	168	1945	18.0



1,866 • DON MEINEKE 1949-1952

6-FOOT-7 • DAYTON, OHIO

Year	Class	G	Min	FG	Att	Pct	3Pt	Att	Pct	FT	Att	Pct	Reb	Avg	Ast	Blk	Stl	Pts	Avg
1949-1950	Soph	31	---	194	424	.458	---	---	---	122	167	.731	---	---	---	---	---	510	16.5
1950-1951	Junior	32	---	240	469	.512	---	---	---	180	235	.766	362	11.3	101	---	---	660	20.6
1951-1952	Senior	33	---	251	568	.442	---	---	---	194	246	.789	---	---	---	---	---	696	21.1
	CAREER	96	---	685	1461	.469	---	---	---	496	648	.765	---	---	---	---	---	1866	19.4



1,835 • TONY STANLEY 1997-2001

6-FOOT-4 • PHILADELPHIA, PA.


Year	Class	G	Min	FG	Att	Pct	3Pt	Att	Pct	FT	Att	Pct	Reb	Avg	Ast	Blk	Stl	Pts	Avg
1997-1998	Frosh	33	911	154	391	.353	66	187	.353	57	67	.851	117	3.5	45	8	29	431	13.1
1998-1999	Soph	27	871	141	344	.323	52	161	.323	71	93	.763	130	5.6	24	8	50	405	15.0
1999-2000	Junior	31	980	160	386	.415	71	193	.368	66	90	.733	172	5.5	62	10	52	457	14.7
2000-2001	Senior	34	1109	177	462	.383	102	272	.375	86	117	.735	173	5.1	65	12	43	542	15.9
	CAREER	125	3871	632	1583	.399	291	813	.358	280	367	.763	612	4.9	196	38	174	1835	14.7



1,806 • NEGELE KNIGHT 1985-1990

6-FOOT-2 • DETROIT, MICH.

Year	Class	G	Min	FG	Att	Pct	3Pt	Att	Pct	FT	Att	Pct	Reb	Avg	Ast	Blk	Stl	Pts	Avg
1985-1986	Frosh	30	801	75	198	.379	---	---	---	63	94	.670	63	2.1	128	3	25	213	7.1
1987-1988	Soph	31	1169	176	373	.472	10	36	.278	97	136	.713	98	3.2	151	1	36	459	14.8
1988-1989	Junior	29	1024	145	306	.474	13	41	.317	100	136	.735	96	3.3	168	3	47	403	13.9
1989-1990	Senior	32	1072	234	465	.503	71	144	.493	192	240	.800	123	3.8	216	6	54	731	22.8
	CAREER	122	4066	630	1342	.469	94	221	.425	452	606	.746	380	3.1	663	13	162	1806	14.8




1,760 • ANTHONY CORBITT 1986-1990

6-FOOT-6 • DAYTON, OHIO

Year	Class	G	Min	FG	Att	Pct	3Pt	Att	Pct	FT	Att	Pct	Reb	Avg	Ast	Blk	Stl	Pts	Avg
1986-1987	Frosh	28	740	127	243	.523	0	0	---	42	80	.525	134	4.8	28	12	18	296	10.6
1987-1988	Soph	31	1070	206	370	.557	0	0	---	80	117	.684	213	6.9	63	18	14	492	15.9
1988-1989	Junior	29	959	179	326	.549	4	17	.235	90	136	.662	202	7.0	58	29	20	452	15.6
1989-1990	Senior	32	995	213	419	.508	2	4	.500	92	147	.626	265	8.3	47	23	37	520	16.3
	CAREER	120	3764	725	1358	.534	6	21	.286	304	480	.633	814	6.8	196	82	89	1760	14.7

**1,757 • JOHN HORAN 1951-1955****6-FOOT-8 • MINNEAPOLIS, MINN.**

Year	Class	G	Min	FG	Att	Pct	3Pt	Att	Pct	FT	Att	Pct	Reb	Avg	Ast	Blk	Stl	Pts	Avg
1951-1952	Frosh	31	---	136	316	.430	---	---	---	40	70	.571	221	7.1	---	---	---	312	10.1
1952-1953	Soph	29	---	158	385	.410	---	---	---	136	187	.727	316	10.9	---	---	---	452	15.6
1953-1954	Junior	32	---	176	439	.401	---	---	---	127	182	.698	433	13.5	---	---	---	479	15.0
1954-1955	Senior	28	---	170	420	.405	---	---	---	174	217	.802	371	13.3	---	---	---	514	18.4
CAREER		120	---	640	1560	.410	---	---	---	477	656	.727	1341	11.2	---	---	---	1757	14.6

**1,655 • DONALD SMITH 1971-1974****6-FOOT-0 • DAYTON, OHIO**

Year	Class	G	Min	FG	Att	Pct	3Pt	Att	Pct	FT	Att	Pct	Reb	Avg	Ast	Blk	Stl	Pts	Avg
1971-1972	Soph	26	---	213	482	.442	---	---	---	99	115	.861	104	4.0	---	---	---	525	20.2
1972-1973	Junior	26	---	249	552	.451	---	---	---	111	122	.910	79	3.0	---	---	---	609	23.4
1973-1974	Senior	29	---	225	480	.469	---	---	---	71	80	.888	85	2.9	86	---	---	521	18.0
CAREER		81	---	687	1514	.454	---	---	---	281	317	.886	268	3.3	---	---	---	1655	20.4

**1,642 • MIKE KANIESKI 1978-1982****6-FOOT-10 • CLEVELAND, OHIO**


Year	Class	G	Min	FG	Att	Pct	3Pt	Att	Pct	FT	Att	Pct	Reb	Avg	Ast	Blk	Stl	Pts	Avg
1978-1979	Frosh	29	968	141	299	.472	---	---	---	56	71	.789	252	8.7	61	25	18	338	11.7
1979-1980	Soph	27	684	98	210	.467	---	---	---	64	76	.842	140	5.2	26	9	6	260	9.6
1980-1981	Junior	29	1034	203	348	.583	---	---	---	85	111	.766	231	8.0	35	13	11	491	16.9
1981-1982	Senior	30	1113	239	432	.553	---	---	---	75	105	.714	210	7.0	47	17	5	553	18.4
CAREER		115	3799	681	1289	.528	---	---	---	280	363	.771	833	7.2	169	64	40	1642	14.3

**1,627 • BILL UHL 1953-1956****7-FOOT-0 • GREENFIELD, OHIO**

Year	Class	G	Min	FG	Att	Pct	3Pt	Att	Pct	FT	Att	Pct	Reb	Avg	Ast	Blk	Stl	Pts	Avg
1953-1954	Soph	32	---	215	535	.402	---	---	---	160	261	.613	491	15.3	---	---	---	590	18.4
1954-1955	Junior	29	---	203	442	.459	---	---	---	133	212	.627	400	13.8	---	---	---	539	18.6
1955-1956	Senior	27	---	189	397	.476	---	---	---	120	177	.678	398	14.7	---	---	---	498	18.4
CAREER		88	---	607	1374	.442	---	---	---	413	650	.635	1289	14.6	---	---	---	1627	18.5

**1,610 • JACK SALLEE 1951-1955****6-FOOT-2 • SPRINGFIELD, OHIO**

Year	Class	G	Min	FG	Att	Pct	3Pt	Att	Pct	FT	Att	Pct	Reb	Avg	Ast	Blk	Stl	Pts	Avg
1951-1952	Frosh	32	---	58	146	.397	---	---	---	22	36	.611	83	2.6	---	---	---	138	4.3
1952-1953	Soph	29	---	199	496	.401	---	---	---	152	206	.738	221	7.6	---	---	---	550	19.0
1953-1954	Junior	32	---	172	436	.394	---	---	---	142	232	.612	178	5.6	---	---	---	486	15.2
1954-1955	Senior	29	---	176	429	.410	---	---	---	84	131	.641	216	7.4	---	---	---	436	15.0
CAREER		122	---	605	1507	.401	---	---	---	400	605	.661	698	5.7	---	---	---	1610	13.2

**1,562 • JOHNNY DAVIS 1973-76****6-FOOT-1 • DETROIT, MICH.**

Year	Class	G	Min	FG	Att	Pct	3Pt	Att	Pct	FT	Att	Pct	Reb	Avg	Ast	Blk	Stl	Pts	Avg
1973-1974	Frosh	29	---	173	407	.425	---	---	---	69	105	.657	106	3.7	118	---	---	415	14.3
1974-1975	Soph	26	1002	228	477	.478	---	---	---	125	158	.791	93	3.6	102	13	32	581	22.3
1975-1976	Junior	26	1007	206	453	.455	---	---	---	154	193	.798	85	3.3	103	6	40	566	21.8
CAREER		81	---	607	1337	.454	---	---	---	348	456	.763	284	3.5	323	---	---	1562	19.3

**1,538 • RAMOD MARSHALL 2000-2004****6-FOOT-2 • CHARLOTTE, N.C.**

Year	Class	G	Min	FG	Att	Pct	3Pt	Att	Pct	FT	Att	Pct	Reb	Avg	Ast	Blk	Stl	Pts	Avg
2000-2001	Frosh	34	819	102	238	.429	50	120	.429	38	46	.826	68	2.0	92	7	19	292	8.6
2001-2002	Soph	31	972	147	344	.427	71	191	.372	47	70	.671	104	3.4	96	3	19	412	13.3
2002-2003	Junior	30	1029	131	310	.423	53	140	.379	52	79	.658	65	2.1	144	1	22	367	12.2
2003-2004	Senior	32	1132	148	419	.353	67	218	.307	104	140	.743	88	2.8	165	2	24	467	14.6
CAREER		127	3952	528	1311	.403	241	669	.360	241	335	.743	325	2.6	497	13	84	1538	12.1


**1,524 • RYAN PERRYMAN 1994-1998****6-FOOT-7 • OAK PARK, MICH.**

Year	Class	G	Min	FG	Att	Pct	3Pt	Att	Pct	FT	Att	Pct	Reb	Avg	Ast	Blk	Stl	Pts	Avg
1994-1995	Frosh	27	623	91	194	.469	0	0	---	72	122	.590	207	7.7	21	6	30	254	9.4
1995-1996	Soph	29	854	139	247	.563	0	0	---	110	180	.611	271	9.3	22	12	16	388	13.4
1996-1997	Junior	27	810	126	218	.578	1	3	.333	126	179	.704	266	9.9	31	8	20	379	14.0
1997-1998	Senior	33	1090	178	319	.558	0	2	.000	147	225	.653	412	12.5	47	3	25	503	15.2
CAREER		116	3377	534	978	.546	1	5	.200	455	706	.644	1156	10.0	121	29	91	1524	13.1



1,000-POINT CLUB


2007 DAYTON BASKETBALL



1,515 • KEITH WALESKOWSKI 2000-2004

6-FOOT-8 • DAYTON, OHIO

Year	Class	G	Min	FG	Att	Pct	3Pt	Att	Pct	FT	Att	Pct	Reb	Avg	Ast	Blk	Stl	Pts	Avg
2000-2001	Frosh	34	920	128	323	.552	0	4	.000	129	153	.843	261	7.7	38	21	28	385	11.3
2001-2002	Soph	32	915	116	214	.542	4	13	.308	75	96	.781	257	8.0	44	15	21	311	9.7
2002-2003	Junior	30	924	123	231	.532	14	42	.333	120	154	.779	247	8.2	30	15	18	380	12.7
2003-2004	Senior	33	1048	152	317	.479	13	55	.236	122	168	.726	327	9.9	62	19	28	439	13.3
CAREER		129	3807	519	1085	.473	31	114	.272	446	571	.781	1092	8.5	174	70	95	1515	11.7



1,482 • JACK ZIMMERMAN 1976-1980

6-FOOT-2 • DAYTON, OHIO

Year	Class	G	Min	FG	Att	Pct	3Pt	Att	Pct	FT	Att	Pct	Reb	Avg	Ast	Blk	Stl	Pts	Avg
1976-1977	Frosh	26	922	130	264	.492	---	---	---	25	37	.676	80	3.1	120	4	36	285	11.0
1977-1978	Soph	29	978	150	301	.498	---	---	---	31	43	.721	94	3.2	136	7	24	331	11.4
1978-1979	Junior	29	1011	176	371	.474	---	---	---	49	57	.860	99	3.4	163	3	44	401	13.8
1979-1980	Senior	27	1013	194	401	.484	---	---	---	77	92	.837	83	3.1	133	3	30	465	17.2
CAREER		111	3924	650	1337	.486	---	---	---	182	229	.795	356	3.2	552	17	134	1482	13.4



1,449 • MARK ASHMAN 1996-2000

6-FOOT-10 • ST. MARYS, OHIO

Year	Class	G	Min	FG	Att	Pct	3Pt	Att	Pct	FT	Att	Pct	Reb	Avg	Ast	Blk	Stl	Pts	Avg
1996-1997	Frosh	27	719	95	219	.434	0	0	---	43	68	.632	138	5.1	9	33	12	233	8.6
1997-1998	Soph	33	927	150	333	.450	0	1	.000	85	129	.659	186	5.6	22	24	26	385	11.7
1998-1999	Junior	28	832	149	322	.463	1	8	.125	126	159	.792	161	5.8	16	25	9	425	15.2
1999-2000	Senior	31	911	155	334	.464	1	4	.250	95	133	.714	199	5.5	15	14	21	406	13.1
CAREER		119	3389	549	1208	.454	2	13	.153	349	489	.714	684	5.7	62	96	68	1449	12.2



1,404 • BROOKS HALL 1999-2003

6-FOOT-6 • TROY, OHIO

Year	Class	G	Min	FG	Att	Pct	3Pt	Att	Pct	FT	Att	Pct	Reb	Avg	Ast	Blk	Stl	Pts	Avg
1999-2000	Frosh	31	877	102	237	.430	67	170	.394	51	61	.836	179	5.8	52	9	31	322	10.4
2000-2001	Soph	30	924	88	239	.368	63	167	.377	37	49	.755	139	4.6	74	6	33	276	9.2
2001-2002	Junior	32	954	143	328	.436	78	201	.388	57	79	.722	161	5.0	80	11	30	421	13.2
2002-2003	Senior	30	975	123	280	.439	77	193	.399	62	81	.765	207	6.9	69	8	28	385	12.8
CAREER		123	3730	456	1084	.421	285	731	.390	207	270	.767	686	5.6	275	34	122	1404	11.0



1,398 • GARRY ROGGENBURK 1959-1962

6-FOOT-6 • CLEVELAND, OHIO

Year	Class	G	Min	FG	Att	Pct	3Pt	Att	Pct	FT	Att	Pct	Reb	Avg	Ast	Blk	Stl	Pts	Avg
1959-1960	Soph	28	---	190	432	.440	---	---	---	72	123	.585	385	13.8	---	---	---	452	16.1
1960-1961	Junior	29	---	198	476	.416	---	---	---	70	134	.522	362	12.5	---	---	---	466	16.1
1961-1962	Senior	30	---	211	460	.459	---	---	---	58	91	.637	280	9.3	---	---	---	480	16.0
CAREER		87	---	599	1368	.438	---	---	---	200	348	.575	1027	11.8	---	---	---	1398	16.1



1,335 • BRIAN ROBERTS 2004-

6-FOOT-2 • TOLEDO, OHIO

Year	Class	GP/GS	Min	FG	Att	Pct	3Pt	Att	Pct	FT	Att	Pct	Reb	Avg	Ast	Blk	Stl	Pts	Avg
2004-05	Freshman	29/1	586	90	200	.450	43	100	.430	44	56	.786	77	2.7	42	0	14	267	9.2
2005-06	Soph.	31/29	1034	175	419	.418	68	166	.410	77	97	.794	108	3.5	107	2	15	495	16.0
2006-07	Junior	31/30	1103	179	386	.464	82	179	.458	133	148	.899	89	2.9	83	7	21	573	18.5
CAREER		91/60	2723	444	1005	.442	193	445	.434	254	301	.844	274	3.0	232	9	50	1335	14.3



1,323 • CHIP HARE 1991-1995

6-FOOT-10 • MASSILLON, OHIO

Year	Class	G	Min	FG	Att	Pct	3Pt	Att	Pct	FT	Att	Pct	Reb	Avg	Ast	Blk	Stl	Pts	Avg
1991-1992	Frosh	30	753	123	241	.510	24	65	.369	62	80	.775	199	6.6	21	13	11	332	11.1
1992-1993	Soph	30	1024	194	457	.425	46	143	.322	101	137	.737	190	6.3	52	10	14	535	17.8
1993-1994	Junior	26	571	100	242	.413	24	76	.316	52	74	.703	135	5.2	23	7	6	276	10.6
1994-1995	Senior	26	471	69	174	.397	10	37	.270	32	50	.640	92	3.5	18	7	7	180	6.9
CAREER		112	2819	486	1114	.436	104	321	.324	247	341	.724	616	5.5	114	37	38	1323	11.8



1,253 • ED YOUNG 1982-1987

6-FOOT-7 • UPPER SANDUSKY, OHIO


Year	Class	G	Min	FG	Att	Pct	3Pt	Att	Pct	FT	Att	Pct	Reb	Avg	Ast	Blk	Stl	Pts	Avg
1982-1983	Frosh	26	783	101	201	.502	---	---	---	48	61	.787	133	5.1	19	22	13	250	9.6
1983-1984	Soph	32	1133	167	340	.491	---	---	---	96	129	.744	211	6.6	51	21	21	430	13.4
1985-1986	Junior	30	1088	170	291	.584	---	---	---	86	122	.705	217	7.2	47	21	25	426	14.2
1986-1987	Senior	19	380	52	109	.477	1	4	.250	42	59	.712	78	4.1	12	14	7	147	7.7
CAREER		107	3384	490	941	.521	1	4	.250	272	371	.733	639	6.0	129	78	66	1253	11.7



1,248 • MIKE SYLVESTER 1971-1974

6-FOOT-5 • CINCINNATI, OHIO

Year	Class	G	Min	FG	Att	Pct	3Pt	Att	Pct	FT	Att	Pct	Reb	Avg	Ast	Blk	Stl	Pts	Avg
1971-1972	Soph	26	---	127	305	.416	---	---	---	67	100	.670	169	6.5	---	---	---	321	12.3
1972-1973	Junior	26	---	190	366	.519	---	---	---	51	71	.718	80	3.1	---	---	---	431	16.6
1973-1974	Senior	29	---	203	404	.502	---	---	---	90	108	.833	193	6.7	44	---	---	496	17.1
	CAREER	81	---	520	1075	.484	---	---	---	208	279	.746	442	5.5	---	---	---	1248	15.4



1,227 • ERV GIDDINGS 1974-1978

6-FOOT-7 • DETROIT, MICH.


Year	Class	G	Min	FG	Att	Pct	3Pt	Att	Pct	FT	Att	Pct	Reb	Avg	Ast	Blk	Stl	Pts	Avg
1974-1975	Frosh	19	227	32	78	.410	---	---	---	14	27	.519	61	3.2	7	5	10	78	4.1
1975-1976	Soph	27	932	146	289	.505	---	---	---	38	73	.521	295	10.9	71	37	13	330	12.2
1976-1977	Junior	27	907	160	315	.508	---	---	---	85	130	.654	294	10.9	106	29	28	405	15.0
1977-1978	Senior	29	917	158	315	.502	---	---	---	98	160	.613	285	9.8	84	45	18	414	14.3
	CAREER	102	2983	496	997	.497	---	---	---	235	390	.603	935	9.2	268	116	69	1227	12.0



1,212 • ALEX ROBERTSON 1989-1994

6-FOOT-4 • CHICAGO, ILL.

Year	Class	G	Min	FG	Att	Pct	3Pt	Att	Pct	FT	Att	Pct	Reb	Avg	Ast	Blk	Stl	Pts	Avg
1989-1990	Frosh	28	327	40	83	.482	8	31	.258	51	64	.797	39	1.4	28	1	34	139	5.0
1990-1991	Soph	29	726	118	275	.429	46	141	.326	65	92	.707	122	4.2	58	2	72	347	12.0
1991-1992	Junior	30	914	126	270	.467	51	141	.362	46	72	.639	114	3.8	93	3	84	349	11.6
1992-1993	Senior (RS)	3	65	12	26	.462	6	15	.400	3	10	.300	10	3.3	5	0	8	33	11.0
1993-1994	Senior	27	845	113	252	.448	47	138	.341	71	99	.717	158	5.9	76	5	78	344	12.7
	CAREER	117	2877	409	906	.451	158	466	.339	236	337	.700	443	3.8	260	11	276	1212	10.4



1,207 • KEN MAY 1968-1971

6-FOOT-5 • DAYTON, OHIO

Year	Class	G	Min	FG	Att	Pct	3Pt	Att	Pct	FT	Att	Pct	Reb	Avg	Ast	Blk	Stl	Pts	Avg
1968-1969	Soph	26	---	93	225	.413	---	---	---	50	70	.714	180	6.9	---	---	---	236	9.1
1969-1970	Junior	27	---	188	414	.454	---	---	---	84	121	.694	193	7.1	---	---	---	460	17.0
1970-1971	Senior	27	---	201	455	.442	---	---	---	109	147	.741	197	7.3	---	---	---	511	18.9
	CAREER	80	---	482	1094	.441	---	---	---	243	338	.719	570	7.1	---	---	---	1207	15.1



1,191 • DAMON GOODWIN 1982-1986

6-FOOT-6 • ST. MARYS, OHIO

Year	Class	G	Min	FG	Att	Pct	3Pt	Att	Pct	FT	Att	Pct	Reb	Avg	Ast	Blk	Stl	Pts	Avg
1982-1983	Frosh	28	241	20	43	.465	---	---	---	30	37	.811	29	1.0	15	1	2	70	2.5
1983-1984	Soph	32	971	127	228	.557	---	---	---	69	77	.896	148	4.6	47	1	20	323	10.1
1984-1985	Junior	29	1017	153	278	.550	---	---	---	63	83	.759	162	5.6	73	2	16	369	12.7
1985-1986	Senior	30	1071	167	319	.524	---	---	---	95	102	.931	118	3.9	116	5	25	429	14.3
	CAREER	119	3300	467	868	.538	---	---	---	257	299	.860	457	3.8	251	9	63	1191	10.0



1,175 • FRANK CASE 1957-1960

6-FOOT-3 • FLUSHING, N.Y.

Year	Class	G	Min	FG	Att	Pct	3Pt	Att	Pct	FT	Att	Pct	Reb	Avg	Ast	Blk	Stl	Pts	Avg
1957-1958	Soph	29	---	155	359	.432	---	---	---	57	83	.687	219	7.6	---	---	---	367	12.7
1958-1959	Junior	26	---	171	440	.389	---	---	---	93	134	.694	101	3.9	---	---	---	435	16.7
1959-1960	Senior	28	---	150	367	.409	---	---	---	73	114	.640	154	5.5	---	---	---	373	13.3
	CAREER	83	---	476	1166	.408	---	---	---	223	331	.674	474	5.7	---	---	---	1175	14.2



1,105 • CHUCK GRIGSBY 1949-1952

6-FOOT-5 • DAYTON, OHIO

Year	Class	G	Min	FG	Att	Pct	3Pt	Att	Pct	FT	Att	Pct	Reb	Avg	Ast	Blk	Stl	Pts	Avg
1949-1950	Soph	31	---	130	320	.406	---	---	---	70	120	.583	---	---	---	---	---	330	10.6
1950-1951	Junior	32	---	102	294	.347	---	---	---	83	150	.553	204	6.4	34	---	---	287	9.0
1951-1952	Senior	33	---	173	422	.410	---	---	---	142	225	.631	---	---	---	---	---	488	14.8
	CAREER	96	---	405	1036	.391	---	---	---	295	495	.596	---	---	---	---	---	1105	11.5



1,097 • GORDY HATTON 1961-1964

6-FOOT-1 • WAYNESVILLE, OHIO

Year	Class	G	Min	FG	Att	Pct	3Pt	Att	Pct	FT	Att	Pct	Reb	Avg	Ast	Blk	Stl	Pts	Avg
1961-1962	Soph	29	---	146	346	.422	---	---	---	113	182	.621	159	5.5	---	---	---	405	14.0
1962-1963	Junior	26	---	146	376	.388	---	---	---	117	174	.672	175	6.7	---	---	---	409	15.7
1963-1964	Senior	25	---	103	271	.380	---	---	---	77	114	.675	150	6.0	---	---	---	283	11.3
	CAREER	80	---	395	993	.398	---	---	---	307	470	.653	484	6.1	---	---	---	1097	13.7



1,000-POINT CLUB



1,093 • RICHARD MONTAGUE 1977-1981

6-FOOT-9 • ELYRIA, OHIO

Year	Class	G	Min	FG	Att	Pct	3Pt	Att	Pct	FT	Att	Pct	Reb	Avg	Ast	Blk	Stl	Pts	Avg
1977-1978	Frosh	28	377	51	118	.432	---	---	---	20	28	.714	92	3.3	13	8	12	122	4.4
1978-1979	Soph	29	816	131	271	.483	---	---	---	51	76	.671	190	6.6	19	10	26	313	10.8
1979-1980	Junior	26	762	129	281	.459	---	---	---	68	91	.747	193	7.4	38	16	23	326	12.5
1980-1981	Senior	29	899	139	304	.457	---	---	---	54	81	.667	221	7.6	27	32	16	332	11.4
CAREER		112	2854	450	974	.462	---	---	---	193	276	.699	696	6.2	97	66	77	1093	9.8



1,061 • DERRICK DUKES 1990-1994

6-FOOT-0 • CINCINNATI, OHIO


Year	Class	G	Min	FG	Att	Pct	3Pt	Att	Pct	FT	Att	Pct	Reb	Avg	Ast	Blk	Stl	Pts	Avg
1990-1991	Frosh	29	668	65	183	.355	19	60	.317	64	100	.640	82	2.8	126	1	48	213	7.3
1991-1992	Soph	30	870	88	212	.415	22	72	.306	60	84	.714	79	2.6	120	4	43	258	8.6
1992-1993	Junior	30	1090	139	338	.411	39	114	.342	66	93	.710	117	3.9	122	5	42	383	12.8
1993-1994	Senior	27	867	73	204	.358	22	75	.293	39	59	.661	97	3.6	129	1	33	207	7.7
CAREER		116	3495	365	937	.390	102	321	.318	229	336	.682	375	3.2	497	11	166	1061	9.1



1,059 • BOBBY JOE HOOPER 1965-1968

6-FOOT-0 • LEES CREEK, OHIO

Year	Class	G	Min	FG	Att	Pct	3Pt	Att	Pct	FT	Att	Pct	Reb	Avg	Ast	Blk	Stl	Pts	Avg
1965-66	Soph	27	---	96	230	.417	---	---	---	64	76	.842	116	4.3	---	---	---	256	9.5
1966-67	Junior	31	---	140	286	.490	---	---	---	82	102	.804	122	3.9	---	---	---	362	11.7
1967-68	Senior	29	---	182	372	.489	---	---	---	77	89	.865	123	4.2	---	---	---	441	15.2
CAREER		87	---	418	888	.471	---	---	---	223	267	.835	361	4.1	---	---	---	1059	12.2



11,054 • MONTY SCOTT 2003-07

6-FOOT-6 • REYNOLDSBURG, OHIO


Year	Class	G	Min	FG	Att	Pct	3Pt	Att	Pct	FT	Att	Pct	Reb	Avg	Ast	Blk	Stl	Pts	Avg
2003-04	Freshman	32/8	645	73	179	.408	24	74	.324	33	40	.825	116	3.6	29	11	10	203	6.3
2004-05	Sophomore	29/29	724	118	272	.434	52	137	.380	34	46	.739	134	4.6	21	9	10	322	11.1
2005-06	Junior	25/23	622	103	235	.438	39	103	.379	35	44	.795	108	4.3	29	14	6	280	11.2
2006-07	Senior	25/25	702	92	190	.484	44	113	.389	21	30	.700	109	4.4	32	21	4	249	10.0
CAREER		111/85	2693	386	876	.441	159	427	.372	123	160	.769	467	4.2	111	55	30	1054	9.5



1,049 • DAVE COLBERT 1984-1986

6-FOOT-8 • CLEVELAND, OHIO

Year	Class	G	Min	FG	Att	Pct	3Pt	Att	Pct	FT	Att	Pct	Reb	Avg	Ast	Blk	Stl	Pts	Avg
1984-1985	Junior	29	1069	189	360	.525	---	---	---	106	146	.726	224	7.7	38	33	29	484	16.7
1985-1986	Senior	30	1155	215	399	.539	---	---	---	135	172	.785	246	8.2	59	29	24	565	18.8
CAREER		59	2224	404	759	.532	---	---	---	241	318	.758	470	8.0	97	62	53	1049	17.8



1,025 • COBY TURNER 1995-1999

6-FOOT-7 • ALEXANDRIA, VA.

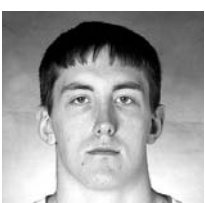
Year	Class	G	Min	FG	Att	Pct	3Pt	Att	Pct	FT	Att	Pct	Reb	Avg	Ast	Blk	Stl	Pts	Avg
1995-1996	Frosh	26	411	44	142	.310	22	80	.275	27	38	.711	68	2.6	27	2	2	137	5.3
1996-1997	Soph	27	590	68	185	.368	19	72	.264	23	29	.793	96	3.6	33	2	5	178	6.6
1997-1998	Junior	33	1063	151	337	.448	61	118	.517	75	94	.798	160	4.8	63	6	21	438	13.3
1998-1999	Senior	28	827	93	272	.342	51	136	.375	35	45	.778	156	5.6	44	2	12	272	9.7
CAREER		114	2891	356	936	.380	153	406	.377	160	206	.777	480	4.2	167	12	40	1025	9.0



1,009 • JUNIOR NORRIS 1949-1952

6-FOOT-1 • DAYTON, OHIO

Year	Class	G	Min	FG	Att	Pct	3Pt	Att	Pct	FT	Att	Pct	Reb	Avg	Ast	Blk	Stl	Pts	Avg
1949-1950	Soph	31	---	121	346	.350	---	---	---	56	93	.602	---	---	---	---	---	298	9.6
1950-1951	Junior	32	---	134	447	.300	---	---	---	106	151	.702	158	4.9	---	---	---	374	11.7
1951-1952	Senior	32	---	130	389	.334	---	---	---	77	107	.712	---	---	---	---	---	337	10.5
CAREER		95	---	385	1182	.326	---	---	---	239	351	.681	---	---	---	---	---	1009	10.6



1,003 • SEAN FINN 2000-2004

7-FOOT-0 • HAYS, KANSAS

Year	Class	G	Min	FG	Att	Pct	3Pt	Att	Pct	FT	Att	Pct	Reb	Avg	Ast	Blk	Stl	Pts	Avg
2000-2001	Frosh	28	131	12	29	.414	0	0	---	8	15	.533	47	1.7	1	10	2	32	1.1
2001-2002	Soph	32	565	99	166	.596	0	0	---	39	81	.481	173	5.4	14	46	6	237	7.4
2002-2003	Junior	30	644	128	181	.707	0	0	---	45	70	.643	159	5.3	8	44	7	301	10.0
2003-2004	Senior	33	967	175	264	.663	0	0	---	83	165	.503	245	7.4	21	39	9	433	13.1
CAREER		123	2307	414	640	.647	0	0	---	175	331	.529	624	5.1	44	139	24	1,003	8.1



INDIVIDUAL SCORING MARKS



When Donald Smith walked off the court at Chicago Stadium after scoring 52 points, the public address announcer said, "Ladies and gentlemen, you have just witnessed the greatest effort in the history of Chicago Stadium." But Don Donoher contends that it wasn't Smith's best, citing his 44-point 20-of-25 game at Xavier a month earlier.

MOST POINTS SCORED, CAREER

	Seasons	G	Pts	Avg
1 Roosevelt Chapman	1980-84	118	2233	18.9
2 Don May	1965-68	90	1980	22.0
3 Henry Finkel	1963-66	83	1968	23.7
4 Jim Paxson	1975-79	108	1945	18.0
5 Don Meineke	1949-52	96	1866	19.4
6 Tony Stanley	1997-01	125	1835	14.7
7 Negele Knight	1985-90	122	1806	14.8
8 Anthony Corbitt	1986-90	120	1760	14.7
9 John Horan	1951-55	120	1757	14.6
10 Donald Smith	1971-74	81	1655	20.4
11 Mike Kaniecki	1978-82	115	1642	14.3
12 Bill Uhl	1953-56	88	1627	18.5
13 Jack Sallee	1951-55	122	1610	13.2
14 Johnny Davis	1973-76	81	1562	19.3
15 Ramod Marshall	2000-04	127	1538	12.1
16 Ryan Perryman	1994-98	116	1524	13.1
17 Keith Waleskowski	2000-04	129	1515	11.7
18 Jack Zimmerman	1976-80	111	1482	13.4
19 Mark Ashman	1996-99	88	1449	11.9
20 Brooks Hall	1999-03	123	1404	11.4
21 Garry Roggenburk	1959-62	87	1398	16.1
22 Brian Roberts	2004-	91	1335	14.3
23 Chip Hare	1991-95	112	1323	11.8
24 Ed Young	1982-87	107	1253	11.7
25 Mike Sylvester	1971-74	81	1248	15.4
26 Evr Giddings	1974-78	102	1227	12.0
27 Alex Robertson	1989-94	117	1212	10.4
28 Ken May	1968-71	80	1207	15.1
29 Damon Goodwin	1982-86	119	1191	10.0
30 Frank Case	1957-60	83	1175	14.2
31 Chuck Grigsby	1949-52	96	1105	11.5
32 Gordy Hatton	1961-64	80	1097	13.7
33 Richard Montague	1977-81	112	1093	9.8
34 Derrick Dukes	1990-94	116	1061	9.1
35 Bobby Joe Hooper	1965-68	87	1059	12.2
36 Monty Scott	2003-07	111	1054	9.5
37 Dave Calbert	1984-86	59	1049	17.8
38 Cody Turner	1995-99	114	1025	9.0
39 Junior Norris	1949-52	95	1009	10.6
40 Sean Finn	2000-04	123	1003	8.2
41 Andy Meyer	1992-96	111	988	8.9
42 Kevin Conrad	1979-83	106	983	9.3
43 James Paxson	1951-56	88	956	10.9
44 Noland Robinson	1986-90	118	942	8.0
45 Bucky Backhorn	1955-58	85	941	11.1
46 Tom Hatton	1959-62	85	926	10.9
— Yuanta Holland	1998-02	125	926	7.4
48 Dan Sadlier	1966-69	86	915	10.7
49 George Janky	1967-70	82	910	11.1
50 Anthony Grant	1983-87	105	902	8.6
51 Mark Jones	2001-05	124	894	7.2
52 Norm Grevey	1986-91	113	875	7.7
53 Bob Sullivan	1962-65	73	833	11.4
54 Nate Green	1998-03	133	818	6.2
55 David Morris	1998-02	125	812	6.5
56 Allen Elijah	1972-75	80	806	10.1
57 Norman Plummer	2004-07	88	804	9.1
58 Tom Crosswhite	1968-71	77	798	10.4
59 Ray Springer	1987-90	91	788	8.7
60 Edwin Young	1997-00	118	782	6.6
61 Razor Campbell	1948-51	92	768	8.4
62 Dan Lane	1955-58	77	754	9.8
63 Steve Pittman	1985-89	90	732	8.1
64 Bill Westerkamp	1960-63	78	730	9.4
65 Jim Gottschall	1967-70	84	725	8.6
66 Sedic Toney	1983-85	59	722	12.2
67 George Jackson	1969-71	54	714	13.2
68 Shawn Haughn	1993-97	105	709	6.8
69 Dan Christie	1983-87	117	690	5.9
70 Gene Klaus	1964-67	82	671	8.2
71 Chip Jones	1990-91	32	663	20.7
72 Dan Obrovac	1966-69	81	657	8.0
73 Darnell Hahn	1993-96	82	653	8.0
74 Glinder Torain	1965-68	80	644	8.1
75 Jack McCarthy	1955-58	83	643	7.7

MOST POINTS SCORED, SEASON

	Yr	Season	G	Pts	Avg
1 Henry Finkel	Jr	1964-65	29	733	25.3
2 Negele Knight	Sr	1989-90	32	731	22.8
3 Don May	Sr	1967-68	30	701	23.4
4 Roosevelt Chapman	Sr	1983-84	32	699	21.8
5 Don Meineke	Sr	1951-52	33	696	21.1
6 Don May	Jr	1966-67	31	689	22.2
7 Don Meineke	Jr	1950-51	32	660	20.6
8 Henry Finkel	Sr	1965-66	29	659	22.7
9 Roosevelt Chapman	Jr	1982-83	27	621	23.0
10 Donald Smith	Jr	1972-73	26	609	23.4
11 Don May	So	1965-66	29	590	20.3
— Bill Uhl	So	1953-54	32	590	18.4
13 Johnny Davis	So	1974-75	26	581	22.3
14 Jim Paxson	Sr	1978-79	25	580	23.2
15 Henry Finkel	So	1963-64	25	576	23.0
16 Brian Roberts	Jr	2006-07	31	573	14.3
17 Johnny Davis	Jr	1975-76	26	566	21.8
18 Dave Calbert	Sr	1985-86	30	565	18.8
19 Mike Kaniecki	Sr	1981-82	30	553	18.4
20 Jack Sallee	So	1952-53	29	550	19.0
21 Chip Jones	Jr	1990-91	27	545	20.2
22 Roosevelt Chapman	So	1981-82	30	543	18.1
23 Tony Stanley	Sr	2000-01	24	542	15.9
24 Bill Uhl	Jr	1954-55	29	539	18.6
25 Chip Hare	So	1992-93	30	535	17.8
26 Donald Smith	So	1971-72	26	525	20.2
27 Donald Smith	Sr	1973-74	29	521	18.0
28 Anthony Corbitt	Sr	1989-90	32	520	16.3
29 John Horan	Sr	1954-55	28	514	18.4
30 Ken May	Sr	1970-71	27	511	18.9
31 Don Meineke	So	1949-50	31	510	16.5
31 Jim Paxson	So	1976-77	27	507	18.8

MOST POINTS SCORED, BY A FRESHMAN

	Season	G	Pts	Avg
1 Tony Stanley	1997-98	33	431	13.1
2 Johnny Davis	1973-74	29	415	14.3
3 Keith Waleskowski	2000-01	34	385	11.3
4 Roosevelt Chapman	1980-81	29	370	12.8
5 Jim Paxson	1975-76	27	353	13.1
6 Mike Kaniecki	1978-79	29	338	11.7
7 Chip Hare	1991-92	30	332	11.1
8 Brooks Hall	1999-00	31	322	10.4
9 John Horan	1951-52	31	312	10.1
10 Anthony Corbitt	1986-87	28	296	10.6
11 Jack Zimmerman	1976-77	26	285	11.0
12 Paul Hawkins	1980-81	28	267	9.5

MOST POINTS SCORED, GAME

	Opponent	Date	Pts
1 Donald Smith	Loyola/III.	Feb 3, 1973	52
2 Don Meineke	Muskingum	Jan 13, 1951	49
3 Don May	Xavier	Jan 3, 1966	45
4 Donald Smith	Xavier	Jan 6, 1973	44
— Henry Finkel	Maryland	Dec 30, 1965	44
6 Negele Knight	Detroit	Feb 24, 1990	42
7 R. Chapman	Oklahoma NCAA	Mar 17, 1984	41
— Tom Crosswhite	Loyola/La.	Jan 9, 1971	41
9 Chuck Grigsby	Southern Miss	Jan 1, 1952	40
10 Don Meineke	Ohio U.	Jan 9, 1952	39
11 Johnny Davis	Notre Dame	Feb 25, 1976	38
12 Frank Case	Texas Southern	Dec 17, 1958	37
— Don Meineke	Arizona St	NIT Mar 13, 1951	37
— Don Meineke	Youngstown	Feb 5, 1951	37
15 Mike Sylvester	UCLA NCAA	Mar 14, 1974	36
— Henry Finkel	Kentucky NCAA	Mar 11, 1966	36
— Henry Finkel	Loyola/III.	Feb 20, 1965	36
— Henry Finkel	Chattanooga	Jan 20, 1965	36



INDIVIDUAL SCORING MARKS

2007 DAYTON BASKETBALL



Chip Hare was the last Flyer to average 17 points per game. He accomplished the feat as a sophomore in 1992-93. Among Flyer sophomores, only Don May and Henry Finkel scored more points in one game than Hare's 35 versus Duquesne.

MOST POINTS SCORED, FRESHMAN GAME

Opponent	Date	Pts
1 Shawn Haughn St. Louis	Feb 13, 1994	30
2 Tony Stanley Temple	Jan 28, 1998	26
Jim Rhoden Fairfield NIT	Mar 10, 1978	26
4 Paul Hawkins Toledo	Dec 27, 1980	25
5 Norman Plummer La Salle	Jan 22, 2005	24
Tony Stanley Miami/Ohio	Nov 22, 1997	24
Andy Meyer Loyola/Ill.	Jan 28, 1993	24
Chip Hare Detroit	Mar 7, 1992	24
Ed Young Long Island	Mar 2, 1983	24
Jim Rhoden Chattanooga	Jan 16, 1978	24
Johnny Davis South Florida	Feb 11, 1974	24
Johnny Davis Xavier	Feb 23, 1974	24

MOST POINTS SCORED, IN A HALF

Half	Opponent	Date	Pts
1	Donald Smith 1 Xavier	Jan 6, 1973	32
2	Donald Smith 2 Loyola/Ill.	Feb 3, 1973	30
3	Negele Knight 2 Detroit	Feb 24, 1990	29
4	Don Meineke 1 Youngstown	Feb 5, 1951	28
5	Don Meineke 1 Muskingum	Jan 13, 1951	27

MOST POINTS SCORED, OPPONENT

Team	Date	Pts
1 Scott Haffner Evansville	Feb 18, 1989	65
2 Austin Carr Notre Dame	Mar 1, 1971	47
David West Xavier	Feb 8, 2003	47
3 Charles Jones Long Island NIT	Mar 11, 1998	45
4 Keith Gailes Loyola/Ill.	Jan 10, 1991	44
Keith Gailes Loyola/Ill.	Mar 9, 1990	44
Dave DeBusschere Detroit	Feb 10, 1962	44

AVERAGE POINTS PER GAME, CAREER

Seasons	G	Pts	Avg	
1 Henry Finkel	1963-66	83	1968	23.7
2 Don May	1965-68	90	1980	22.0
3 Donald Smith	1971-74	81	1655	20.4
4 Don Meineke	1949-52	96	1866	19.4
5 Johnny Davis	1973-76	81	1562	19.3
6 Roosevelt Chapman	1980-84	118	2233	18.9
7 Bill Uhl	1953-56	88	1627	18.5
8 Jim Paxson	1975-79	108	1945	18.0
9 Dave Colbert	1984-86	59	1049	17.8
10 Garry Roggenburk	1959-62	87	1398	16.1
11 Mike Sylvester	1971-74	81	1248	15.4
12 Ken May	1968-71	80	1207	15.1
13 Negele Knight	1985-90	122	1806	14.8
14 Tony Stanley	1997-00	125	1835	14.7
15 Anthony Corbitt	1986-90	120	1760	14.7
16 John Horan	1951-55	120	1757	14.6

AVERAGE POINTS PER GAME, SEASON

Yr	Season	G	Pts	Avg	
1	Henry Finkel Jr	1964-65	29	733	25.3
2	Donald Smith Jr	1972-73	26	609	23.4
	Don May Sr	1967-68	30	701	23.4
4	Jim Paxson Sr	1978-79	25	580	23.2
5	Henry Finkel Sr	1963-64	25	576	23.0
	Roosevelt Chapman Jr	1982-83	27	621	23.0
7	Negele Knight Sr	1989-90	32	731	22.8
8	Henry Finkel Sr	1965-66	29	659	22.7
9	Johnny Davis Sr	1974-75	26	581	22.3
10	Don May Jr	1966-67	31	689	22.2

AVERAGE POINTS PER GAME, FRESHMAN

Season	G	Pts	Avg		
1	Johnny Davis	1973-74	29	415	14.3
2	Jim Paxson	1975-76	27	353	13.1
	Tony Stanley	1997-98	33	431	13.1
4	Roosevelt Chapman	1980-81	29	370	12.8
5	Mike Kanieski	1978-79	29	338	11.7
6	Keith Waleskowski	2000-01	34	385	11.3
7	Chip Hare	1991-92	30	332	11.1
8	Jack Zimmerman	1976-77	26	285	11.0
9	Anthony Corbitt	1986-87	28	296	10.6
	Jim Rhoden	1977-78	23	243	10.6
11	Brooks Hall	1999-00	31	322	10.4

YEARLY SCORING LEADERS

Yr	G	Pts	Avg		
1949-50	Don Meineke	So	31	510	16.5
1950-51	Don Meineke	Jr	32	660	20.6
1951-52	Don Meineke	Sr	33	696	21.1
1952-53	Jack Saltee	So	29	550	19.0
1953-54	Bill Uhl	So	32	590	18.4
1954-55	Bill Uhl	Jr	29	539	18.6
1955-56	Bill Uhl	Sr	27	498	18.4
1956-57	Al Sicking	Sr	28	385	13.8
1957-58	Jack McCarthy	Sr	29	424	14.6
1958-59	Frank Case	Jr	26	435	16.7
1959-60	Garry Roggenburk	So	28	452	16.1
1960-61	Garry Roggenburk	Jr	29	466	16.1
1961-62	Garry Roggenburk	Sr	30	480	16.0
1962-63	Gordy Hatton	Jr	26	409	15.7
1963-64	Henry Finkel	So	25	576	23.0
1964-65	Henry Finkel	Jr	29	733	25.3
1965-66	Henry Finkel	Sr	29	659	22.7
1966-67	Don May	Jr	31	689	22.2
1967-68	Don May	Sr	30	701	23.4
1968-69	Don Sadlier	Sr	27	492	18.2
1969-70	Ken May	Jr	27	460	17.0
1970-71	Ken May	Sr	27	511	18.9
1971-72	Donald Smith	So	26	525	20.2
1972-73	Donald Smith	Jr	26	609	23.4
1973-74	Donald Smith	Sr	29	521	18.0
1974-75	Johnny Davis	So	26	581	22.3
1975-76	Johnny Davis	Jr	26	566	21.8
1976-77	Jim Paxson	So	27	507	18.8
1977-78	Jim Paxson	Jr	29	505	17.4
1978-79	Jim Paxson	Sr	25	580	23.2
1979-80	Jack Zimmerman	Sr	27	465	17.2
1980-81	Mike Kanieski	Jr	29	491	16.9
1981-82	Mike Kanieski	Sr	30	553	18.4
1982-83	Roosevelt Chapman	Jr	27	621	23.0
1983-84	Roosevelt Chapman	Sr	32	699	21.8
1984-85	Dave Colbert	Jr	29	484	16.7
1985-86	Dave Colbert	Sr	30	565	18.8
1986-87	Anthony Grant	Sr	28	363	13.0
1987-88	Anthony Corbitt	So	31	492	15.9
1988-89	Anthony Corbitt	Jr	29	452	15.6
1989-90	Negele Knight	Sr	32	731	22.8
1990-91	Chip Jones	Jr	27	545	20.2
1991-92	Alex Robertson	Jr	30	349	11.6
1992-93	Chip Hare	So	30	535	17.8
1993-94	Alex Robertson	Sr	27	344	12.7
1994-95	Andy Meyer	Jr	27	279	10.3
1995-96	Ryan Perryman	So	29	388	13.4
1996-97	Darnell Hoskins	Sr	23	324	14.1
1997-98	Ryan Perryman	Sr	33	503	15.2
1998-99	Mark Ashman	Jr	28	425	15.2
1999-00	Tony Stanley	Jr	31	457	14.7
2000-01	Tony Stanley	Sr	34	542	15.9
2001-02	Ramad Marshall	So	31	412	13.3
2002-03	Brooks Hall	Sr	30	385	12.8
2003-04	Ramad Marshall	Sr	32	467	14.6
2004-05	Monty Scott	So	29	322	11.1
2005-06	Brian Roberts	So	31	495	16.0
2006-07	Brian Roberts	Jr	31	573	18.5

INDIVIDUAL FIELD GOAL MARKS



MOST FIELD GOALS MADE, CAREER

	Seasons	FG	Att	Pct	
1	Roosevelt Chapman	1980-84	829	1588	.522
2	Jim Paxson	1975-79	812	1557	.522
3	Henry Finkel	1963-66	772	1248	.619
4	Don May	1965-68	735	1557	.472
5	Anthony Corbitt	1986-90	725	1358	.534
6	Donald Smith	1971-74	687	1514	.454
7	Don Meineke	1949-52	685	1462	.469
8	Mike Kanieski	1978-82	681	1289	.528
9	Jack Zimmerman	1976-80	650	1337	.486
10	John Horan	1951-55	640	1560	.410

MOST FIELD GOALS MADE, SEASON

	Yr	Season	FG	Att	Pct	
1	Henry Finkel	Jr	1964-65	293	450	.651
2	Roosevelt Chapman	Sr	1983-84	268	517	.518
3	Don May	Jr	1966-67	258	543	.475
4	Don Meineke	Sr	1951-52	251	568	.442
5	Donald Smith	Jr	1972-73	249	552	.451
6	Henry Finkel	Sr	1965-66	248	397	.625
7	Don Meineke	Jr	1950-51	240	469	.512
8	Mike Kanieski	Sr	1981-82	239	432	.553
9	Don May	Sr	1967-68	239	509	.470
10	Don May	So	1965-66	238	505	.471

MOST FIELD GOALS MADE, FRESHMAN

	Season	FG	Att	Pct	
1	Johnny Davis	1973-74	173	407	.425
2	Tony Stanley	1997-98	154	391	.394
3	Jim Paxson	1975-76	149	308	.484
4	Mike Kanieski	1978-79	141	299	.472
5	John Horan	1951-52	136	316	.430

MOST FIELD GOALS MADE, GAME

	Opponent	Date	FG
1	Don Meineke	Muskingum	Jan 13, 1951 23
2	Donald Smith	Loyola/Ill.	Feb 3, 1973 22
3	Donald Smith	Xavier	Jan 6, 1973 20
4	Tom Crosswhite	Loyola/La	Jan 9, 1971 18
5	Roosevelt Chapman	Otterbein	Nov 27, 1982 16
6	Don May	Xavier	Jan 3, 1966 16
7	Henry Finkel	Chattanooga	Jan 20, 1965 16
8	Henry Finkel	Illinois	Dec 18, 1964 16
9	Don Meineke	Ohio U.	Jan 9, 1952 16

CONSECUTIVE FIELD GOALS MADE

	Season	FG	
1	Sean Finn	2002-03	18
(vs. Xavier, George Washington, St. Joe's, Richmond)			
2	Roosevelt Chapman	1982-83	16
(vs. Long Island, Notre Dame, DePaul)			
3	Henry Finkel	1965-66	15
(vs. Loyola Marymount, St. Joe's)			

Single-Game: 13, Don May (North Carolina, Mar 24, 1967, NCAA)

MOST FIELD GOALS ATTEMPTED, CAREER

	Seasons	FG	Att	Pct	
1	Roosevelt Chapman	1980-84	829	1588	.522
2	Tony Stanley	1997-01	832	1583	.399
3	John Horan	1951-55	640	1560	.410
4	Don May	1965-68	735	1557	.472
5	Jim Paxson	1975-79	812	1557	.522
6	Donald Smith	1971-74	687	1514	.454
7	Jack Sallee	1951-55	605	1507	.401
8	Don Meineke	1949-52	685	1462	.469
9	Bill Uhl	1953-56	607	1374	.442
10	Garry Roggenburk	1959-62	599	1368	.438

MOST FIELD GOALS ATTEMPTED, SEASON

	Yr	Season	FG	Att	Pct	
1	Don Meineke	Sr	1951-52	251	568	.442
2	Donald Smith	Jr	1972-73	249	552	.451
3	Don May	Jr	1966-67	258	543	.475
4	Bill Uhl	So	1953-54	215	535	.402
5	Roosevelt Chapman	Sr	1983-84	268	517	.518
6	Don May	Sr	1967-68	239	509	.470
7	Don May	So	1965-66	238	505	.471
8	Jack Sallee	So	1952-53	199	496	.401
9	Chip Jones	Jr	1990-91	212	482	.440
10	Donald Smith	So	1971-72	213	482	.442

MOST FIELD GOALS ATTEMPTED, FRESHMAN ONLY

	Season	FG	Att	Pct	
1	Johnny Davis	1973-74	173	407	.425
2	Tony Stanley	1997-98	154	391	.394
3	John Horan	1951-52	136	316	.430
4	Jim Paxson	1975-76	149	308	.484
5	Mike Kanieski	1978-79	141	299	.472

MOST FIELD GOALS ATTEMPTED, GAME

	Opponent	Date	Att
1	Donald Smith	Loyola/Ill.	Feb 3, 1973 35
2	Don May	Notre Dame NIT	Mar 21, 1968 33
3	Don Meineke	Muskingum	Jan 13, 1951 32
4	Frank Case	DePaul	Feb 11, 1959 32
5	Donald Smith	F. Kentucky	Jan 3, 1973 31

BEST FIELD GOAL ACCURACY, CAREER

	(min. 250 fgm)	Seasons	FG	Att	Pct
1	Sean Finn	2000-04	414	640	.647
2	Chris Daniels	1991-96	255	405	.630
3	Henry Finkel	1963-66	772	1248	.619
4	Ryan Perryman	1994-98	534	978	.546
5	Damon Goodwin	1982-86	467	868	.538
6	Anthony Corbitt	1986-90	725	1358	.534
7	Steve Pittman	1985-89	308	578	.533
8	Dave Colbert	1984-86	404	759	.532
9	Allen Elijah	1972-75	337	634	.532
10	Dan Sadlier	1966-69	376	710	.530

BEST FIELD GOAL ACCURACY, SEASON

	(min. 100 fgm)	Yr	Season	FG	Att	Pct
1	Sean Finn	Jr	2002-03	128	181	.707
2	Chris Daniels	Sr	1995-96	110	160	.688
3	Sean Finn	Sr	2003-04	175	264	.663
4	Henry Finkel	Jr	1964-65	293	450	.651
5	Henry Finkel	Sr	1965-66	248	397	.625
6	Ed Young	Jr	1985-86	170	291	.584
7	Mike Kanieski	Jr	1980-81	203	348	.583
8	Allen Elijah	Jr	1973-74	135	232	.582
9	Ryan Perryman	Jr	1996-97	126	218	.578
10	Henry Finkel	So	1963-64	231	401	.576

BEST FIELD GOAL ACCURACY, FRESHMAN

	(min. 50 fgm)	Season	FG	Att	Pct
1	Keith Waleskowski	2000-01	128	232	.552
2	Anthony Corbitt	1986-87	127	243	.523
3	Chip Hare	1991-92	123	241	.510
4	Paul Hawkins	1980-81	116	230	.504
5	Ed Young	1982-83	101	201	.502

BEST FIELD GOAL ACCURACY, GAME

	(min. 10 fgm)	Opponent	Date	Pct (FG/Att)
1	Mike Sylvester	Xavier	Feb 23, 1974	1.00 (11/11)
2	Mike Kanieski	Hofstra	Dec 29, 1981	1.00 (10/10)
3	Dave Colbert	Southern	Mar 1, 1986	.929 (13/14)
4	Sean Finn	Prairie View	Dec 20, 2003	.923 (12/13)
5	Wes Coffee	Loyola/III.	Jan 10, 1991	.917 (11/12)
6	Henry Burlong	Murray St.	Dec 21, 1963	.917 (11/12)

YEARLY LEADERS

	Yr	Season	FG	Att	Pct
1949-50	Don Meineke	So	194	424	.458
1950-51	Don Meineke	Jr	240	469	.512
1951-52	Don Meineke	Sr	251	568	.442
1952-53	John Horan	So	158	385	.410
1953-54	Bill Uhl	So	215	535	.402
1954-55	Bill Uhl	Jr	203	442	.459
1955-56	Bill Uhl	Sr	189	397	.476
1956-57	Al Sicking	Sr	140	298	.470
1957-58	Jack McCarthy	Sr	168	338	.497
1958-59	Frank Case	Jr	171	440	.389
1959-60	Garry Roggenburk	So	190	432	.440
1960-61	Bill Cramsey	Sr	161	357	.451
1961-62	Garry Roggenburk	Sr	211	460	.459
1962-63	Bill Westerkamp	Sr	120	253	.474
1963-64	Henry Finkel	So	231	401	.576
1964-65	Henry Finkel	Jr	293	450	.651
1965-66	Henry Finkel	Sr	248	397	.625
1966-67	Gene Klaus	Sr	107	214	.500
1967-68	George Janly	So	118	222	.532
1968-69	Dan Sadlier	Sr	194	367	.529
1969-70	Jim Gottschall	Sr	105	204	.515
1970-71	George Jackson	Sr	151	273	.553
1971-72	Donald Smith	So	213	482	.442
1972-73	Mike Sylvester	Jr	190	366	.519
1973-74	Allen Elijah	Jr	135	232	.582
1974-75	Jim Testerman	Sr	111	217	.512
1975-76	Frv Giddings	So	146	289	.505
1976-77	Jim Paxson	So	219	401	.546
1977-78	Jim Paxson	Jr	208	399	.521
1978-79	Jim Paxson	Sr	236	449	.526
1979-80	Jack Zimmerman	Sr	194	401	.484
1980-81	Mike Kanieski	Jr	203	348	.583
1981-82	Mike Kanieski	Sr	239	432	.553
1982-83	Roosevelt Chapman	Jr	231	410	.563
1983-84	Damon Goodwin	So	127	228	.557
1984-85	Damon Goodwin	Jr	153	278	.550
1985-86	Ed Young	Jr	170	291	.584
1986-87	Anthony Corbitt	Fr	127	243	.523
1987-88	Steve Pittman	Jr	164	289	.567
1988-89	Anthony Corbitt	Jr	179	326	.549
1989-90	Norm Grevey	Sr	109	210	.519
1990-91	Makor Shayok	Jr	113	224	.504
1991-92	Chip Hare	Fr	123	241	.510
1992-93	Chip Hare	So	194	457	.425
1993-94	Alex Robertson	Sr	113	252	.448
1994-95	Andy Meyer	Jr	105	213	.493
1995-96	Chris Daniels	Sr	110	160	.688
1996-97	Ryan Perryman	Jr	126	218	.578
1997-98	Ryan Perryman	Sr	178	319	.558
1998-99	Mark Ashman	Jr	149	322	.463
1999-00	Yuanta Holland	Jr	106	209	.507
2000-01	Keith Waleskowski	Fr	128	232	.552
2001-02	Keith Waleskowski	So	116	214	.542
2002-03	Sean Finn	Jr	128	181	.707
2003-04	Sean Finn	Sr	175	264	.663
2004-05	Norm Plummer	Fr	95	210	.452
2005-06	Norm Plummer	So	115	246	.467
2006-07	Charles Little	So	137	264	.519



Chris Daniels was making 69 percent of his shots in 1995-96 when he tragically died of cardiac arrhythmia in his sleep. With his huge smile, Chris will long be remembered as a beloved person more than as an athlete. Both the Dayton and Atlantic 10 Most Improved Player Awards are named in his honor.

INDIVIDUAL THREE-POINT MARKS

2007 DAYTON BASKETBALL



Norm Grevey held all Flyer three-point records for made and attempted for a decade before he was caught by Tony Stanley. The Flyers of 2000-01 had three of the top five in school history in threes made on the roster: Stanley, Brooks Hall and Ramod Marshall.

MOST THREE-POINTERS MADE, CAREER

	Seasons	3Pt	Att	Pct
1 Tony Stanley	1997-01	291	813	.358
2 Brooks Hall	1999-03	285	731	.390
3 Ramod Marshall	2000-04	241	451	.386
4 Norm Grevey	1986-91	208	481	.432
5 Brian Roberts	2004-	193	445	.434
6 Monty Scott	2003-07	159	427	.372
7 Alex Robertson	1989-94	158	466	.339
8 Shawn Haughn	1993-97	157	402	.391
9 Coby Turner	1995-99	153	406	.377
10 Mark Jones	2001-05	125	381	.328

MOST THREE-POINTERS MADE, SEASON

	Yr	Season	3Pt	Att	Pct
1 Tony Stanley	Sr	2000-01	102	272	.375
2 Norm Grevey	Sr	1990-91	94	208	.452
3 Brian Roberts	Jr	2006-07	82	179	.458
4 Brooks Hall	Jr	2001-02	78	201	.388
5 Brooks Hall	Sr	2002-03	77	193	.399
6 Norm Grevey	Sr	1989-90	72	153	.471
7 Negele Knight	Sr	1989-90	71	144	.493
Ramod Marshall	So	2001-02	71	191	.372
Tony Stanley	Jr	1999-00	71	193	.368
10 Brian Roberts	So	2005-06	68	166	.410

MOST THREE-POINTERS MADE, FRESHMAN

	Season	3Pt	Att	Pct
1 Brooks Hall	1999-00	67	170	.394
2 Tony Stanley	1997-98	66	187	.353
3 Shawn Haughn	1993-94	58	140	.414
4 Ramod Marshall	2000-01	50	120	.417

MOST THREE-POINTERS MADE, GAME

	Opponent	Date	3Pt
1 Norm Grevey	Bradley	Dec 22, 1990	9
2 Shawn Haughn	St. Louis	Feb 13, 1994	8
3 Norm Grevey	Butler	Feb 25, 1989	7
Norm Grevey	Cincinnati	Dec 29, 1990	7

MOST THREE-POINTERS ATTEMPTED, CAREER

	Seasons	3Pt	Att	Pct
1 Tony Stanley	1997-01	291	813	.358
2 Brooks Hall	1999-03	285	731	.390
3 Norm Grevey	1986-91	208	481	.432
4 Alex Robertson	1989-94	158	466	.339
5 Ramod Marshall	2000-04	174	451	.386
6 Brian Robert	2004-	193	445	.434
7 Monty Scott	2003-07	159	427	.372
8 Coby Turner	1995-99	153	406	.377
9 Shawn Haughn	1993-97	157	402	.391
10 Mark Jones	2001-05	125	381	.328

MOST THREE-POINTERS ATTEMPTED, SEASON

	Yr	Season	3Pt	Att	Pct
1 Tony Stanley	Sr	2000-01	102	272	.375
2 Ramod Marshall	Sr	2003-04	67	218	.307
3 Norm Grevey	Sr	1990-91	94	208	.452
4 Brooks Hall	Jr	2001-02	78	201	.388
5 Tony Stanley	Jr	1999-00	71	193	.368
Brooks Hall	Sr	2002-03	77	193	.399
7 Ramod Marshall	So	2001-02	71	191	.372
8 Tony Stanley	Fr	1997-98	66	187	.353
9 Brian Roberts	Jr	2006-07	82	179	.458
10 Brooks Hall	Fr	1999-00	67	170	.394

MOST THREE-POINTERS ATTEMPTED, FRESHMAN

	Season	3Pt	Att	Pct
1 Tony Stanley	1997-98	66	187	.353
2 Brooks Hall	1999-00	67	170	.394
3 Shawn Haughn	1993-94	58	140	.414
4 Ramod Marshall	2000-01	50	120	.417
5 Brian Roberts	2004-05	43	100	.430

MOST THREE-POINTERS ATTEMPTED, GAME

	Opponent	Date	Att
1 Norm Grevey	Bradley	Dec 22, 1990	17
2 Larry Hisle	Tennessee	Dec 22, 1992	13
Norm Grevey	Marquette	Mar 2, 1989	13
Norm Grevey	Xavier	Feb 3, 1990	13
Norm Grevey	Cincinnati	Dec 29, 1990	13

BEST THREE-POINT ACCURACY, CAREER

(min. 50 3pm)	Seasons	3Pt	Att	Pct
1 Brian Roberts	2004-	193	445	.434
2 Norm Grevey	1986-91	208	481	.432
3 Negele Knight	1985-90	94	221	.425
4 Brian Roberts	2004-	111	266	.417
5 Shawn Haughn	1993-97	157	402	.391
6 Brooks Hall	1999-03	285	731	.390
7 Josh Postorino	1995-99	62	160	.388
8 Ramod Marshall	2000-03	174	451	.386
9 Andy Meyer	1992-96	74	192	.385
10 Chip Jones	1990-92	67	174	.385

BEST THREE-POINT ACCURACY, SEASON

(min. 30 3pm)	Yr	Season	3Pt	Att	Pct
1 Coby Turner	Jr	1997-98	61	118	.517
2 Dan Christie	Sr	1986-87	46	92	.500
3 Negele Knight	Sr	1989-90	71	144	.493
4 Norm Grevey	Sr	1989-90	72	153	.471
5 Andy Meyer	Fr	1992-93	33	72	.458
6 Norm Grevey	Sr	1990-91	94	208	.452
7 Brian Roberts	Fr	2004-05	43	100	.430
8 Ramod Marshall	Fr	2000-01	50	120	.417
9 Shawn Haughn	Fr	1993-94	58	140	.414
10 Warren Williams	So	2003-04	31	76	.408

BEST THREE-POINT ACCURACY, FRESHMAN ONLY

(min. 20 3pm)	Season	3Pt	Att	Pct
1 Andy Meyer	1992-93	33	72	.458
2 Brian Roberts	2004-05	43	100	.430
3 Ramod Marshall	2000-01	50	120	.417
4 Shawn Haughn	1993-94	58	140	.414
5 Brooks Hall	1999-00	67	170	.394

BEST THREE-POINT ACCURACY, GAME

(min. 4 3pm)	Opponent	Date	Pct
1 Shawn Haughn	St. Louis	Feb 13, 1994	1.00 (8/8)
2 Negele Knight	Xavier	Mar 3, 1990	1.00 (4/4)
Chip Jones	Marquette	Jan 5, 1991	1.00 (4/4)
Chip Jones	Evansville	Jan 12, 1991	1.00 (4/4)
Derrick Dukes	Niagara	Jan 12, 1993	1.00 (4/4)
Chip Hare	Duquesne	Feb 4, 1993	1.00 (4/4)
Marques Bennett	Coppin State	Nov. 27, 2004	1.00 (4/4)
Brian Roberts	G. Washington	Jan 31, 2007	1.00 (4/4)

YEARLY PCT LEADERS

	Yr	3Pt	Att	Pct
1986-87	Dan Christie	Sr	46	.500
1987-88	Ray Springer	So	43	.394
1988-89	Ray Springer	Jr	30	.330
1989-90	Negele Knight	Sr	71	.493
1990-91	Norm Grevey	Sr	94	.452
1991-92	Sean Scrutchins	So	33	.371
1992-93	Andy Meyer	Fr	33	.458
1993-94	Shawn Haughn	Fr	58	.414
1994-95	Shawn Haughn	So	49	.392
1995-96	Darnell Hahn	Sr	34	.270
1996-97	Shawn Haughn	Sr	35	.398
1997-98	Coby Turner	Jr	61	.517
1998-99	Coby Turner	Sr	51	.375
1999-00	Brooks Hall	Fr	67	.394
2000-01	Ramod Marshall	Fr	50	.417
2001-02	Brooks Hall	Jr	78	.388
2002-03	Brooks Hall	Sr	77	.399
2003-04	Warren Williams	So	31	.408
2004-05	Brian Roberts	Fr	43	.430
2005-06	Brian Roberts	So	68	.410
2006-07	Brian Roberts	Jr	82	.458



INDIVIDUAL FREE THROW MARKS

MOST FREE THROWS MADE, CAREER

	Seasons	FT	Att	Pct
1 Roosevelt Chapman	1980-84	575	742	.775
2 Don May	1965-68	510	663	.769
3 Don Meineke	1949-52	496	648	.765
4 John Horan	1951-55	477	656	.727
5 Ryan Perryman	1994-98	455	706	.644
6 Negele Knight	1985-90	452	606	.746
7 Henry Finkel	1963-66	424	580	.731
8 Bill Uhl	1953-56	413	650	.635
9 Jack Sallee	1951-55	400	605	.661
10 Mark Ashman	1996-00	349	489	.713

MOST FREE THROWS MADE, SEASON

	Yr	Season	FT	Att	Pct
1 Don May	Sr	1967-68	223	284	.785
2 Don Meineke	Sr	1951-52	194	246	.789
3 Negele Knight	Sr	1989-90	192	240	.800
4 Don Meineke	Jr	1950-51	180	235	.766
5 John Horan	Sr	1954-55	174	217	.802
6 Don May	Jr	1966-67	173	213	.812
7 Roosevelt Chapman	Sr	1983-84	163	215	.758
Henry Finkel	Sr	1965-66	163	196	.832
9 Bill Uhl	So	1953-54	160	261	.613
10 Roosevelt Chapman	Jr	1982-83	159	194	.820

MOST FREE THROWS MADE, FRESHMAN ONLY

	Season	FT	Att	Pct
1 Keith Waleskowski	2000-01	129	153	.843
2 Roosevelt Chapman	1980-81	100	131	.763
3 Ryan Perryman	1994-95	72	122	.590
4 Johnny Davis	1973-74	69	105	.657
5 Derrick Dukes	1990-91	64	100	.640


MOST FREE THROWS MADE, GAME

	Opponent	Date	FT
1 Edwin Young	NE Louisiana	Dec 18, 1997	18
Negele Knight	Butler	Feb 22, 1990	18
3 Edwin Young	Geo Washington	Feb 14, 1998	16
Don May	Canisius	Feb 24, 1968	16
Henry Finkel	Maryland	Dec 20, 1965	16
6 Roose Chapman	Oklahoma NCAA	Mar 17, 1984	15
Henry Finkel	Canisius	Dec 18, 1965	15
Don Meineke	Arizona St NIT	Mar 13, 1951	15

MOST FREE THROWS MADE, CONSECUTIVE

	Span	Season	FT
1 Damon Goodwin	8-game span	1983-84	36
2 Bobby Joe Hooper	7-game span	1965-66	34
Brian Roberts	8-game span	2006-07	34
4 John Horan	5-game span	1954-55	28

Single-Game: 18, Edwin Young (NE Louisiana, Dec 18, 1997)



Damon Goodwin missed just seven of 102 free throws during his senior season of 1985-86 to set a UD record for single-season percentage at .931.

MOST FREE THROWS ATTEMPTED, CAREER

	Seasons	FT	Att	Pct
1 Roosevelt Chapman	1980-84	575	742	.775
2 Ryan Perryman	1994-98	455	706	.644
3 Don May	1965-68	510	663	.769
4 John Horan	1951-55	477	656	.727
5 Bill Uhl	1953-56	413	650	.635
6 Don Meineke	1949-52	496	648	.765
7 Negele Knight	1985-90	452	606	.746
8 Jack Sallee	1951-55	400	605	.661
9 Henry Finkel	1963-66	424	580	.731
10 Keith Waleskowski	2000-04	446	571	.781

MOST FREE THROWS ATTEMPTED, SEASON

	Yr	Season	FT	Att	Pct
1 Don May	Sr	1967-68	223	284	.785
2 Bill Uhl	So	1953-54	160	261	.613
3 Don Meineke	Sr	1951-52	194	246	.789
4 Negele Knight	Sr	1989-90	192	240	.800
5 Don Meineke	Jr	1950-51	180	235	.766
6 Jack Sallee	Jr	1953-54	142	232	.612
7 Chuck Grigsby	Sr	1951-52	142	225	.631
Ryan Perryman	Sr	1997-98	147	225	.653
9 John Horan	Sr	1954-55	174	217	.802
10 Roosevelt Chapman	Sr	1983-84	163	215	.758

MOST FREE THROWS ATTEMPTED, FRESHMAN ONLY

	Season	FT	Att	Pct
1 Keith Waleskowski	2000-01	129	153	.843
2 Roosevelt Chapman	1980-81	100	131	.763
3 Ryan Perryman	1994-95	72	122	.590
4 Johnny Davis	1973-74	69	105	.657
5 Derrick Dukes	1990-91	64	100	.640

MOST FREE THROWS ATTEMPTED, GAME

	Opponent	Date	Att
1 Jack Sallee	Villanova	Jan 30, 1953	21
Don Meineke	Arizona St NIT	Mar 13, 1951	21
3 Negele Knight	Butler	Feb 22, 1990	20
4 Bill Uhl, Sr	Miami/Ohio	Dec 9, 1953	19
5 Edwin Young	NE Louisiana	Dec 18, 1997	18
Edwin Young	Geo Washington	Feb 14, 1998	18
Roose Chapman	Youngstown St	Dec 12, 1983	18
Johnny Davis	Notre Dame	Feb 25, 1976	18
Chuck Grigsby	Southern Miss	Jan 1, 1952	18

BEST FREE THROW ACCURACY, CAREER

(min. 150 fgm)	Seasons	FT	Att	Pct
1 Donald Smith	1971-74	281	317	.886
2 Damon Goodwin	1982-86	257	299	.860
3 Brian Roberts	2004	254	301	.844
4 Bobby Joe Hooper	1965-68	223	267	.835
5 Jack Zimmerman	1976-80	182	229	.795
6 Edwin Young	1996-99	220	279	.789
7 Jim Paxson	1975-79	321	409	.785
8 Keith Waleskowski	2000-04	446	571	.781
9 Coby Turner	1995-99	160	206	.777
10 Roosevelt Chapman	1980-84	575	742	.775

BEST FREE THROW ACCURACY, SEASON

(min. 60 fgm)	Season	FT	Att	Pct
1 Damon Goodwin	Sr 1985-86	95	102	.931
2 Donald Smith	Jr 1972-73	111	122	.910
3 Brian Roberts	Jr 2006-07	133	148	.899
4 Damon Goodwin	So 1983-84	69	77	.896
5 Chuck Izor	Sr 1963-64	95	107	.888
Donald Smith	Sr 1973-74	71	80	.888
7 Bobby Joe Hooper	Sr 1967-68	77	89	.865
8 Donald Smith	So 1971-72	99	115	.861
9 Keith Waleskowski	Fr 2000-01	129	153	.843
10 Bobby Joe Hooper	So 1965-66	64	76	.842
Mike Kanieski	So 1979-80	64	76	.842

BEST FREE THROW ACCURACY, FRESHMAN ONLY

(min. 50 fgm)	Season	FT	Att	Pct
1 Fred Eckert	1975-76	53	60	.883
2 Noland Robinson	1986-87	58	68	.853
3 Tony Stanley	1997-98	57	67	.851
4 Keith Waleskowski	2000-01	129	153	.843
5 Brooks Hall	1999-00	51	61	.836

BEST FREE THROW ACCURACY, GAME

(min. 10 fgm)	Opponent	Date	Pct (FT/Att)
1 Edwin Young	NE Louisiana	Dec 18, 1997	1.00 (18/18)
Henry Finkel	Canisius	Dec 18, 1965	1.00 (15/15)
George Janky	Notre Dame	Feb 28, 1970	1.00 (13/13)
Darnell Hoskins	Virginia Tech	Feb 15, 1997	1.00 (13/13)
John Horan	Xavier	Jan 30, 1955	1.00 (12/12)

YEARLY PERCENTAGE LEADERS

	Yr	FT	Att	Pct	
1949-50	Don Meineke	So	122	167	.731
1950-51	Don Meineke	Jr	180	235	.766
1951-52	Don Meineke	Sr	194	246	.789
1952-53	Jack Sallee	So	152	206	.738
1953-54	John Horan	Jr	127	182	.698
1954-55	John Horan	Sr	174	217	.802
1955-56	James Paxson	Sr	139	175	.794
1956-57	Bucky Backhorn	Jr	88	128	.688
1957-58	Terry Backhorn	So	82	128	.641
1958-59	Frank Case	Jr	93	134	.694
1959-60	Stan Greenberg	Jr	72	103	.699
1960-61	Tom Hutton	Jr	72	93	.774
1961-62	Bill Chmielewski	So	74	110	.673
1962-63	Harold Schoen	Sr	60	76	.789
1963-64	Chuck Izor	Sr	95	107	.888
1964-65	Bill Cassidy	Jr	74	96	.771
1965-66	Bobby Joe Hooper	So	64	76	.842
1966-67	Don May	Jr	173	213	.812
1967-68	Bobby Joe Hooper	Sr	77	89	.865
1968-69	Dan Sadlier	Sr	104	141	.738
1969-70	Tom Crosswhite	Jr	72	86	.837
1970-71	Tom Crosswhite	Sr	86	112	.768
1971-72	Donald Smith	So	99	115	.861
1972-73	Donald Smith	Jr	111	122	.910
1973-74	Donald Smith	Sr	71	80	.888
1974-75	Johnny Davis	So	125	158	.791
1975-76	Johnny Davis	Jr	154	193	.798
1976-77	Jim Paxson	So	69	87	.793
1977-78	Jim Paxson	Jr	89	115	.774
1978-79	Jim Paxson	Sr	108	134	.806
1979-80	Mike Kanieski	So	64	76	.842
1980-81	Mike Kanieski	Jr	85	111	.766
1981-82	Roosevelt Chapman	So	153	202	.757
1982-83	Roosevelt Chapman	Jr	159	194	.820
1983-84	Damon Goodwin	So	69	77	.896
1984-85	Sedric Toney	Sr	90	115	.783
1985-86	Damon Goodwin	Sr	95	102	.931
1986-87	Anthony Grant	Sr	73	112	.652
1987-88	Negele Knight	So	97	136	.713
1988-89	Negele Knight	Jr	100	136	.735
1989-90	Negele Knight	Sr	192	240	.800
1990-91	Alex Robertson	So	65	92	.707
1991-92	Chip Hare	Fr	62	80	.775
1992-93	Chip Hare	So	101	137	.737
1993-94	Alex Robertson	Sr	71	99	.717
1994-95	Andy Meyer	Jr	60	82	.732
1995-96	Ryan Perryman	So	110	180	.611
1996-97	Darnell Hoskins	Sr	85	105	.810
1997-98	Edwin Young	So	105	131	.802
1998-99	Edwin Young	Jr	68	83	.819
1999-00	Brooks Hall	Jr	51	61	.836
2000-01	Keith Waleskowski	Fr	129	153	.843
2001-02	Keith Waleskowski	So	75	96	.781
2002-03	Keith Waleskowski	Jr	120	154	.779
2003-04	Ramod Marshall	Sr	104	140	.743
2004-05	Mark Jones	Sr	48	61	.787
2005-06	Monty Scott	Jr	35	94	.785
2006-07	Brian Roberts	Jr	133	148	.899

INDIVIDUAL ASSIST MARKS

2007 DAYTON BASKETBALL
MOST ASSISTS, CAREER

	Seasons	G	Asts	Avg
1 Negele Knight	1985-90	122	663	5.43
2 David Morris	1998-02	125	562	4.50
3 Jack Zimmerman	1976-80	111	552	4.97
4 Jim Paxson	1975-79	108	515	4.77
5 Kevin Conrad	1979-83	106	498	4.70
6 Derrick Dukes	1990-94	116	497	4.28
7 Ramod Marshall	2000-04	127	497	3.91
8 Larry Schellenberg	1981-85	112	465	4.15
9 Edwin Young	1996-00	118	407	3.49
10 Ray Springer	1987-90	91	382	4.20
11 Dan Christie	1983-87	116	369	3.18
12 Roosevelt Chapman	1980-84	118	338	2.86
13 Warren Williams	2002-06	122	331	2.71
14 Johnny Davis	1973-76	81	323	3.99
15 Brooks Hall	1999-03	123	275	2.24

MOST ASSISTS, SEASON

	Yr	Season	G	Asts	Avg
1 Negele Knight	Sr	1989-90	32	216	6.75
2 David Morris	Sr	2001-02	32	192	6.00
3 Kevin Conrad	So	1980-81	29	179	6.17
4 David Morris	Jr	1998-01	34	174	5.11
5 Negele Knight	Jr	1988-89	29	168	5.79
6 Ramod Marshall	Sr	2003-04	32	165	5.16
7 Jack Zimmerman	Jr	1978-79	29	163	5.62
8 Jim Paxson	Jr	1977-78	29	160	5.52
9 Ray Springer	So	1987-88	30	155	5.17
10 Larry Schellenberg	Sr	1984-85	29	152	5.24

MOST ASSISTS, FRESHMAN ONLY


	Season	G	Asts	Avg
1 Negele Knight	1985-86	30	128	4.27
2 Derrick Dukes	1990-91	29	126	4.34
3 Jack Zimmerman	1976-77	26	120	4.62
4 Johnny Davis	1973-74	29	118	4.07
5 Jim Paxson	1975-76	27	99	3.67

MOST ASSISTS, GAME

	Opponent	Date	Asts
1 Negele Knight	Xavier	Mar 10, 1990	15
2 Ray Springer	Xavier	Feb 4, 1989	14
Kevin Conrad	Otterbein	Nov 27, 1982	14
Kevin Conrad	Xavier	Feb 22, 1981	14
Kevin Conrad	Alcorn State	Feb 7, 1981	14
6 Derrick Dukes	Southern	Dec 15, 1990	13
Larry Schellenberg	Cincinnati	Jan 12, 1985	13
Jim Paxson	Cal Poly Pomona	Dec 11, 1978	13
9 Ray Springer	Rollins	Dec 16, 1987	12
Larry Schellenberg	Maryland	Feb 13, 1984	12
Larry Schellenberg	Temple	Jan 17, 1984	12
Kevin Conrad	Florida State	Dec 30, 1981	12

BEST ASSIST-TO-TURNOVER RATIO, CAREER

	Seasons	Ast	TO	Ratio
1 Larry Schellenberg	1981-85	465	197	2.36
2 Jack Zimmerman	1976-80	552	258	2.14
3 David Morris	1998-02	562	273	2.06
4 Ray Springer	1987-90	382	198	1.93
5 Negele Knight	1985-90	663	348	1.91
6 Dan Christie	1983-87	369	195	1.89
7 Jim Paxson	1975-79	515	295	1.75
8 Kevin Conrad	1979-83	498	302	1.65
9 Damon Goodwin	1982-86	251	154	1.63
10 Edwin Young	1996-00	407	154	1.60



Negele Knight established marks for most assists in a career, season and game during his magical senior year of 1989-90. That year he led the Flyers to a late season 11-game win streak before the Flyers fell to Arkansas in the NCAA Tournament's Second Round.

BEST ASSIST-TO-TURNOVER RATIO, SEASON

	(min 75 ast)	Yr	Season	Ast	TO	Ratio
1 Larry Schellenberg	Sr	1984-85	152	50	3.04	
2 David Morris	Sr	2001-02	192	65	2.95	
3 Larry Schellenberg	Jr	1983-84	142	53	2.68	
4 Ramod Marshall	Jr	2002-03	144	57	2.57	
5 Jack Zimmerman	Sr	1979-80	133	57	2.33	
6 Jack Zimmerman	Jr	1978-79	163	71	2.30	
7 Dan Christie	Jr	1985-86	94	42	2.24	
8 Jack Zimmerman	Fr	1976-77	120	54	2.22	
9 Negele Knight	Sr	1989-90	216	99	2.18	
10 Dan Christie	So	1984-85	78	36	2.17	

BEST ASSIST-TO-TURNOVER RATIO, FRESHMAN ONLY

	(min 60 ast)	Seasons	Ast	TO	Ratio
1 Jack Zimmerman	'76-77	120	54	2.22	
2 Larry Schellenberg	'81-82	68	37	1.84	
3 Negele Knight	'85-86	128	76	1.68	
4 David Morris	'98-99	87	55	1.58	
5 Derrick Dukes	'90-91	126	82	1.54	

HIGHEST ASSIST AVERAGE, CAREER

	Seasons	G	Asts	Avg
1 Negele Knight	1985-90	122	663	5.43
2 Jack Zimmerman	1976-80	111	552	4.97
3 Jim Paxson	1975-79	108	515	4.77
4 Kevin Conrad	1979-83	106	498	4.70
5 David Morris	1998-02	125	562	4.50
6 Derrick Dukes	1990-94	116	497	4.28
7 Ray Springer	1987-90	91	382	4.20
8 Larry Schellenberg	1981-85	112	465	4.15
9 Johnny Davis	1973-76	81	323	3.99
10 Ramod Marshall	2000-04	127	497	3.91

HIGHEST ASSIST AVERAGE, SEASON


	Yr	Season	G	Asts	Avg
1 Negele Knight	Sr	1989-90	32	216	6.75
2 Kevin Conrad	Jr	1981-82	23	145	6.30
3 Kevin Conrad	So	1980-81	29	179	6.17
4 David Morris	Sr	1901-02	32	192	6.00
5 Negele Knight	Jr	1988-89	29	168	5.79
6 Jim Paxson	Sr	1978-79	25	142	5.68
7 Jack Zimmerman	Jr	1978-79	29	163	5.62
8 Jim Paxson	Jr	1977-78	29	160	5.52
9 Dan Christie	Sr	1986-87	27	144	5.33
10 Larry Schellenberg	Sr	1984-85	29	152	5.24

HIGHEST ASSIST AVERAGE, FRESHMAN ONLY

	Season	G	Asts	Avg
1 Jack Zimmerman	1976-77	26	120	4.62
2 Derrick Dukes	1990-91	29	126	4.34
3 Negele Knight	1985-86	30	128	4.27
4 Johnny Davis	1973-74	29	118	4.07
5 Jim Paxson	1975-76	27	99	3.67

YEARLY LEADERS

	Yr	G	Asts	Avg	
1973-74	Johnny Davis	Fr	29	118	4.07
1974-75	Johnny Davis	So	26	102	3.92
1975-76	Johnny Davis	Jr	26	103	3.96
1976-77	Jack Zimmerman	Fr	26	120	4.62
1977-78	Jim Paxson	Jr	29	160	5.52
1978-79	Jim Paxson	Sr	25	142	5.68
1979-80	Jack Zimmerman	Sr	27	133	4.93
1980-81	Kevin Conrad	So	29	179	6.17
1981-82	Kevin Conrad	Jr	23	145	6.30
1982-83	Kevin Conrad	Sr	28	142	5.07
1983-84	Larry Schellenberg	Jr	32	142	4.44
1984-85	Larry Schellenberg	Sr	29	152	5.24
1985-86	Negele Knight	Fr	30	128	4.27
1986-87	Dan Christie	Sr	27	144	5.33
1987-88	Ray Springer	So	30	155	5.17
1988-89	Negele Knight	Jr	29	168	5.79
1989-90	Negele Knight	Sr	32	216	6.75
1990-91	Derrick Dukes	Fr	29	126	4.34
1991-92	Derrick Dukes	So	30	120	4.00
1992-93	Derrick Dukes	Jr	30	122	4.07
1993-94	Derrick Dukes	Sr	27	129	4.78
1994-95	Jeffrey Brookins	Jr	27	81	3.00
1995-96	Jeffrey Brookins	Sr	29	105	3.62
1996-97	Darnell Hoskins	Sr	23	109	4.74
1997-98	Edwin Young	So	32	132	4.13
1998-99	Edwin Young	Jr	28	122	4.36
1999-00	Edwin Young	Sr	31	109	3.51
2000-01	David Morris	Jr	34	174	5.11
2001-02	David Morris	Sr	32	192	6.00
2002-03	Ramod Marshall	Jr	30	144	4.80
2003-04	Ramod Marshall	Sr	32	165	5.16
2004-05	Warren Williams	Jr	29	98	3.38
2005-06	Warren Williams	Sr	31	135	4.35
2006-07	Brian Roberts	Jr	31	83	2.68



Jim Palmer averaged 12.5 rebounds his senior season and 9.3 for his career. He finished his career third in rebounding average and total rebounds.

INDIVIDUAL REBOUNDING MARKS

MOST REBOUNDS, GAME (SINCE 1972)

	Opponent	Date	Reb
1	Ryan Perryman Long Island NIT	Mar 11, 1998	23
2	Erv Giddings Fairfield NIT	Mar 10, 1978	22
3	Erv Giddings E. Kentucky	Dec 9, 1975	22
4	Joe Fisher Old Dominion	Nov 30, 1974	20
5	Ryan Perryman Duquesne	Feb 25, 1998	20

In 1972, the NCAA made a rule change which instituted the "bonus" free throws. Before then, foul shots were attempted on every foul, increasing the number of rebounding chances.

MOST REBOUNDS, FRESHMAN GAME

	Opponent	Date	Reb
1	Terry Ross Loyola/III.	Feb 1, 1975	16
2	Ryan Perryman UAB	Mar 2, 1995	15
3	Ryan Perryman Howard	Nov 26, 1994	15
4	Tony Wells Chattanooga	Feb 7, 1976	15
5	Ryan Perryman UAB	Jan 12, 1995	14
6	Ryan Perryman Wis.-Milwaukee	Dec 27, 1994	14
7	Roos. Chapman Xavier	Feb 21, 1981	14
8	Mike Kanieski Baldwin-Wallace	Dec 16, 1978	14
9	Mike Kanieski Loyola/III.	Mar 3, 1979	14

MOST OFFENSIVE REBOUNDS, CAREER

	Seasons	G	OReb	Avg
1	Ryan Perryman 1994-98	116	469	4.04
2	Keith Waleskowski 2000-04	129	371	3.23
3	Anthony Corbitt 1986-90	120	314	2.62
4	Sean Finn 2000-04	123	273	2.22
5	Mark Ashman 1996-99	119	269	2.43
6	Yvonta Holland 1998-02	125	265	2.12
7	Norman Plummer 2004-07	88	221	2.51
8	Brooks Hall 1999-03	123	209	1.70
9	Chip Hare 1991-95	112	205	1.83
10	Andy Meyer 1992-96	111	184	1.66

MOST OFFENSIVE REBOUNDS, SEASON

	Yr	Season	G	OReb	Avg
1	Ryan Perryman Sr	1997-98	33	166	5.03
2	Ryan Perryman Jr	1996-97	27	114	4.22
3	Ryan Perryman So	1995-96	29	107	3.69
4	Sean Finn Sr	2003-04	33	107	3.24
5	Anthony Corbitt Sr	1989-90	32	94	2.94
6	Keith Waleskowski Fr	2000-01	34	94	2.76
7	Norman Plummer So	2005-06	31	92	2.97
8	Keith Waleskowski Sr	2003-04	33	92	2.79
9	Mark Ashman Sr	1999-00	31	91	2.94
10	Keith Waleskowski So	2001-02	32	90	2.81

MOST OFFENSIVE REBOUNDS, FRESHMEN ONLY

	Season	G	OReb	Avg
1	Ryan Perryman 1994-95	27	82	3.04
2	Brooks Hall 1999-00	31	66	2.13
3	Norman Plummer 2004-05	29	65	2.24
4	Chip Hare 1991-92	30	64	2.13
5	Anthony Corbitt 1986-87	28	60	2.14

HIGHEST REBOUNDING AVERAGE, CAREER

	Seasons	G	Rebs	Avg
1	Bill Uhl 1953-56	88	1289	14.6
2	George Jackson 1969-71	54	782	14.5
3	Don May 1965-68	90	1301	14.5
4	Henry Finkel 1963-66	83	1106	13.3
5	Garry Roggenburk 1959-62	87	1027	11.8
6	John Horan 1951-55	120	1341	11.2
7	Ryan Perryman 1994-98	116	1156	10.0
8	Jim Palmer 1954-57	76	703	9.3
9	Erv Giddings 1974-78	102	935	9.2
10	Allen Elijah 1972-75	80	722	9.0

HIGHEST REBOUNDING AVERAGE, SEASON

	Yr	Season	G	Rebs	Avg
1	Don May Jr	1966-67	31	519	16.7
2	Bill Uhl So	1953-54	32	491	15.3
3	Don May Sr	1967-68	30	451	15.0
4	Henry Finkel Jr	1964-65	29	431	14.9
5	Bill Uhl Sr	1955-56	27	398	14.7
6	George Jackson Jr	1969-70	27	391	14.5
7	George Jackson Sr	1970-71	27	391	14.5
8	Bill Uhl Jr	1954-55	29	400	13.8
9	Garry Roggenburk So	1959-60	28	385	13.8
10	John Horan Jr	1953-54	32	433	13.5

HIGHEST REBOUNDING AVERAGE, FRESHMAN ONLY

	Season	G	Rebs	Avg
1	Mike Kanieski 1978-79	29	252	8.7
2	Ryan Perryman 1994-95	27	207	7.7
3	Keith Waleskowski 2000-01	34	261	7.7
4	John Horan 1951-52	31	221	7.1
5	Chip Hare 1991-92	30	199	6.6

YEARLY LEADERS

	Yr	G	Reb	Avg	
1950-51	Don Meineke	Jr	32	362	11.3
1951-52	---	---	---	---	---
1952-53	John Horan	So	29	316	10.9
1953-54	Bill Uhl	So	32	491	15.3
1954-55	Bill Uhl	Jr	29	400	13.8
1955-56	Bill Uhl	Sr	27	398	14.7
1956-57	Jim Palmer	Sr	28	349	12.5
1957-58	Bucky Backhorn	Sr	29	359	12.4
1958-59	Joe Kennelly	Jr	26	304	11.7
1959-60	Garry Roggenburk	So	28	385	13.8
1960-61	Garry Roggenburk	Jr	29	362	12.5
1961-62	Bill Chmielewski	So	30	341	11.4
1962-63	Bill Westerkamp	Sr	25	224	9.0
1963-64	Henry Finkel	So	25	325	13.0
1964-65	Henry Finkel	Jr	29	431	14.9
1965-66	Henry Finkel	Sr	29	350	12.1
1966-67	Don May	Jr	31	519	16.7
1967-68	Don May	Sr	30	451	15.0
1968-69	Don Sadlier	Sr	27	250	9.3
1969-70	George Jackson	Jr	27	391	14.5
1970-71	George Jackson	Sr	27	391	14.5
1971-72	John Bitter	Jr	26	248	9.5
1972-73	John Van Lehman	Jr	21	154	7.3
1973-74	Allen Elijah	Jr	29	290	10.0
1974-75	Allen Elijah	Sr	26	251	9.7
1975-76	Erv Giddings	So	27	295	10.9
1976-77	Erv Giddings	Jr	27	294	10.9
1977-78	Erv Giddings	Sr	29	285	9.8
1978-79	Mike Kanieski	Fr	29	252	8.7
1979-80	Richard Montague	Jr	26	193	8.4
1980-81	Mike Kanieski	Jr	29	231	8.0
1981-82	Roosevelt Chapman	So	30	239	8.0
1982-83	Roosevelt Chapman	Jr	27	258	9.6
1983-84	Roosevelt Chapman	Sr	32	290	9.1
1984-85	Dave Colbert	Jr	29	224	7.7
1985-86	Dave Colbert	Sr	30	246	8.2
1986-87	Anthony Grant	Sr	28	169	6.0
1987-88	Anthony Corbitt	So	31	213	6.9
1988-89	Anthony Corbitt	Jr	29	202	7.0
1989-90	Anthony Corbitt	Sr	32	265	8.3
1990-91	Makor Shayak	Jr	29	182	6.3
1991-92	Chip Hare	Fr	30	199	6.6
1992-93	Chip Hare	So	30	190	6.3
1993-94	Alex Robertson	Sr	27	158	5.9
1994-95	Ryan Perryman	Fr	27	207	7.7
1995-96	Ryan Perryman	So	29	271	9.3
1996-97	Ryan Perryman	Jr	27	266	9.9
1997-98	Ryan Perryman	Sr	33	412	12.5
1998-99	Mark Ashman	Jr	28	161	5.8
1999-00	Mark Ashman	Sr	31	199	6.4
2000-01	Keith Waleskowski	Fr	34	262	7.7
2001-02	Keith Waleskowski	So	32	257	8.0
2002-03	Keith Waleskowski	Jr	30	247	8.2
2003-04	Keith Waleskowski	Sr	33	327	9.9
2004-05	Monty Scott	So	29	134	4.6
2005-06	Norman Plummer	So	31	201	6.5
2006-07	Charles Little	So	31	160	5.2

MOST REBOUNDS, CAREER

	Seasons	G	Rebs	Avg
1	John Horan 1951-55	120	1341	11.2
2	Don May 1965-68	90	1301	14.5
3	Bill Uhl 1953-56	88	1289	14.6
4	Ryan Perryman 1994-98	116	1156	10.0
5	Henry Finkel 1963-66	83	1106	13.3
6	Keith Waleskowski 2000-04	129	1092	8.5
7	Garry Roggenburk 1959-62	87	1027	11.8
8	Roosevelt Chapman 1980-84	118	956	8.1
9	Erv Giddings 1974-78	102	935	9.2
10	Mike Kanieski 1978-82	115	833	7.2
11	Anthony Corbitt 1986-90	120	814	6.8
12	George Jackson 1969-71	54	782	14.5
13	Allen Elijah 1972-75	80	722	9.0
14	Bucky Backhorn 1955-58	85	708	8.3
15	Jim Palmer 1954-57	76	703	9.3

MOST REBOUNDS, SEASON

	Yr	Season	G	Rebs	Avg
1	Don May Jr	1966-67	31	519	16.7
2	Bill Uhl So	1953-54	32	491	15.3
3	Don May Sr	1967-68	30	451	15.0
4	John Horan Jr	1953-54	32	433	13.5
5	Henry Finkel Jr	1964-65	29	431	14.9
6	Ryan Perryman Sr	1997-98	33	412	12.5
7	Bill Uhl Jr	1954-55	29	400	13.8
8	Bill Uhl Sr	1955-56	27	398	14.7
9	George Jackson Jr	1969-70	27	391	14.5
10	George Jackson Sr	1970-71	27	391	14.5

MOST REBOUNDS, FRESHMAN ONLY

	Season	G	Rebs	Avg
1	Keith Waleskowski 2001-02	34	261	7.7
2	Mike Kanieski 1978-79	29	252	8.7
3	John Horan 1951-52	31	221	7.1
4	Ryan Perryman 1994-95	27	207	7.7
5	Chip Hare 1991-92	30	199	6.6
6	Brooks Hall 1999-00	31	179	5.8
7	Roosevelt Chapman 1980-81	29	169	5.8
8	Tony Wells 1975-76	27	149	5.5
9	Mark Ashman 1996-97	27	138	5.1
10	Anthony Corbitt 1986-87	28	134	4.8

MOST REBOUNDS, GAME

	Opponent	Date	Reb
1	Garry Roggenburk Miami/Ohio	Dec 9, 1959	32
2	Al Sicking E. Kentucky	Jan 19, 1957	30
3	Don May St. Louis	Jan 11, 1968	28
4	Don May N. Michigan	Dec 2, 1967	28
5	Henry Finkel Chattanooga	Jan 20, 1965	28
6	Don May St. Louis	Dec 3, 1966	27
7	Don May Tampa	Dec 15, 1966	26
8	Henry Finkel Memphis	Feb 15, 1964	26
9	Bill Uhl Iona	Jan 7, 1956	26
10	Six Tied		25



INDIVIDUAL DEFENSIVE MARKS

MOST BLOCKED SHOTS, CAREER

	Seasons	G	Blks	Avg
1 Sean Finn	2000-04	123	139	1.13
2 Roosevelt Chapman	1980-84	118	124	1.05
3 Frv Giddings	1974-78	102	116	1.14
4 Mark Ashman	1996-00	119	96	0.81
5 Anthony Corbitt	1986-90	120	82	0.68
6 Ed Young	1982-87	107	78	0.73
7 Wes Coffee	1988-92	108	77	0.71
8 Keith Waleskowski	2000-04	129	70	0.54
9 Mike Kanieski	1978-82	115	64	0.56
10 Dave Colbert	1984-86	59	62	1.05

MOST BLOCKED SHOTS, SEASON

	Yr	Season	G	Blks	Avg
1 Sean Finn	So	2001-02	32	46	1.44
2 Frv Giddings	Sr	1977-78	29	45	1.55
3 Sean Finn	Jr	2002-03	30	44	1.47
4 Roosevelt Chapman	Sr	1983-84	32	41	1.28
5 Roosevelt Chapman	Jr	1982-83	27	40	1.48
6 Sean Finn	Sr	2003-04	33	39	1.18
7 Frv Giddings	So	1975-76	27	37	1.37
8 Mark Ashman	Fr	1996-97	27	33	1.22
Tony Wells	So	1976-77	27	33	1.22
Dave Colbert	Jr	1984-85	29	33	1.14

MOST BLOCKED SHOTS, FRESHMAN ONLY

	Season	G	Blks	Avg
1 Mark Ashman	1996-97	27	33	1.22
2 Mike Kanieski	1978-79	29	25	0.86
3 Ed Young	1982-83	26	22	0.85
4 Wes Coffee	1988-89	23	21	0.91
Jim Rhoden	1977-78	23	21	0.91
Keith Waleskowski	2000-01	34	21	0.62

MOST BLOCKED SHOTS, GAME

	Opponent	Date	Blks
1 George Morrison	Iona	Dec 22, 1981	6
Frv Giddings	Youngstown St.	Jan 10, 1977	6
Sean Finn	St. Joseph's A10	Mar 7, 2002	6
Sean Finn	Delaware St.	Nov 24, 2002	5
Keith Waleskowski	Detroit	Mar 13, 2002	5
Anthony Corbitt	Loyola/Ill.	Feb 11, 1989	4
Anthony Corbitt	Butler	Feb 25, 1989	4
Keith Waleskowski	G. Washington	Feb 17, 2001	4
Kurt Huelsman	Austin Peay	Nov 11, 2006	4
Monty Scott	Grambling	Dec 9, 2006	4

HIGHEST BLOCKED SHOT AVERAGE, CAREER

	Seasons	G	Blks	Avg
1 Frv Giddings	1974-78	102	116	1.14
2 Sean Finn	2000-04	123	139	1.13
3 Roosevelt Chapman	1980-84	118	124	1.05
Dave Colbert	1984-86	59	62	1.05
5 Tony Wells	1975-77	54	48	0.89
6 Mark Ashman	1996-00	119	96	0.81
7 Ed Young	1982-87	107	78	0.73
8 Wes Coffee	1988-92	108	77	0.71
9 Anthony Corbitt	1986-90	120	82	0.68
10 Mike Kanieski	1978-82	115	64	0.56

HIGHEST BLOCKED SHOT AVERAGE, SEASON

	Yr	Season	G	Blks	Avg
1 Frv Giddings	Sr	1977-78	29	45	1.55
2 Roosevelt Chapman	Jr	1982-83	27	40	1.48
3 Sean Finn	So	2001-02	32	46	1.44
4 Sean Finn	So	2001-02	32	46	1.44
5 Chris Daniels	Sr	1995-96	20	28	1.40
6 Frv Giddings	So	1975-76	27	37	1.37
7 Roosevelt Chapman	Sr	1983-84	32	41	1.28
8 Mark Ashman	Fr	1996-97	27	33	1.22
Tony Wells	So	1976-77	27	33	1.22

10 Sean Finn Sr 2003-04 33 39 1.18

HIGHEST BLOCKED SHOT AVERAGE, FRESHMAN ONLY

	Season	G	Blks	Avg
1 Mark Ashman	1996-97	27	33	1.22
2 Wes Coffee	1988-89	23	21	0.91
Jim Rhoden	1977-78	23	21	0.91
4 Mike Kanieski	1978-79	29	25	0.86
5 Ed Young	1982-83	26	22	0.85

Yearly Leaders

	Yr	G	Blks	Avg	
1974-75	Allen Elijah	Sr	26	22	0.85
1975-76	Frv Giddings	So	27	37	1.37
1976-77	Tony Wells	So	27	33	1.22
1977-78	Frv Giddings	Sr	29	45	1.55
1978-79	Mike Kanieski	Fr	29	25	0.86
1979-80	Jim Rhoden	So	19	20	1.05
1980-81	Richard Montague	Sr	29	32	1.10
1981-82	Roosevelt Chapman	So	30	28	0.93
1982-83	Roosevelt Chapman	Jr	27	40	1.48
1983-84	Roosevelt Chapman	Sr	32	41	1.28
1984-85	Dave Colbert	Jr	29	33	1.14
1985-86	Dave Colbert	Sr	30	29	0.97
1986-87	Ed Young	Sr	19	14	0.74
1987-88	Steve Pittman	Jr	29	29	1.00
1988-89	Anthony Corbitt	Jr	29	29	1.00
1989-90	Bill Uhl	Sr	30	23	0.77
1990-91	Wes Coffee	Jr	29	25	0.86
1991-92	Wes Coffee	Sr	29	16	0.55
1992-93	Marco Pikaar	Fr	28	16	0.57
1993-94	Chris Daniels	So	27	10	0.37
1994-95	Chris Daniels	Jr	26	11	0.42
1995-96	Chris Daniels	Sr	20	28	1.40
1996-97	Mark Ashman	Fr	27	33	1.22
1997-98	Mark Ashman	So	33	24	0.73
1998-99	Mark Ashman	Jr	28	25	0.89
1999-00	Yuanta Holland	Jr	31	20	0.65
2000-01	Keith Waleskowski	Fr	34	21	0.62
2001-02	Sean Finn	So	32	46	1.44
2002-03	Sean Finn	Jr	30	44	1.47
2003-04	Sean Finn	Sr	33	39	1.18
2004-05	Chris Alvarez	Fr	29	17	0.59
2005-06	Chris Alvarez	So	31	19	0.61
2006-07	Monty Scott	Sr	25	21	0.84

MOST STEALS, CAREER

	Seasons	G	Stls	Avg
1 Alex Robertson	1989-94	117	276	2.36
2 Tony Stanley	1997-01	125	174	1.39
3 Jim Paxson	1975-79	108	168	1.56
4 Derrick Dukes	1990-94	116	166	1.43
5 Negele Knight	1985-90	122	162	1.33
6 Roosevelt Chapman	1980-84	118	159	1.35
7 David Morris	1998-02	125	155	1.24
8 Jack Zimmerman	1976-80	111	134	1.21
Edwin Young	1996-00	118	134	1.14
10 Kevin Conrad	1979-83	106	122	1.15

MOST STEALS, SEASON

	Yr	Season	G	Stls	Avg
1 Alex Robertson	Jr	1991-92	30	84	2.80
2 Alex Robertson	Sr	1993-94	27	78	2.89
3 Alex Robertson	So	1990-91	29	72	2.48
4 Negele Knight	Sr	1989-90	32	54	1.69
5 Jim Paxson	Sr	1978-79	25	53	2.12
6 Tony Stanley	Jr	1999-00	31	52	1.68
7 Ray Springer	Sr	1989-90	32	51	1.59
8 Dan Christie	Sr	1986-87	27	50	1.85
Tony Stanley	So	1998-99	27	50	1.85
10 Derrick Dukes	Fr	1990-91	29	48	1.66

MOST STEALS, FRESHMAN ONLY

	Season	G	Stls	Avg
1 Derrick Dukes	1990-91	29	48	1.66
2 Jack Zimmerman	1976-77	26	36	1.38
3 Alex Robertson	1989-90	28	34	1.21
David Morris	1998-99	28	34	1.21
5 Jim Paxson	1975-76	27	32	1.19

MOST STEALS, GAME

	Opponent	Date	Stls
1 Alex Robertson	Miami/Ohio	Dec 30, 1993	9
Alex Robertson	Notre Dame	Feb 25, 1992	9
Jack Zimmerman	Seton Hall	Feb 10, 1977	9
3 Negele Knight	Miss. Valley	Nov 30, 1988	7
Kevin Conrad	La Salle	Feb 12, 1983	7

HIGHEST STEAL AVERAGE, CAREER

	Seasons	G	Stls	Avg
1 Alex Robertson	1989-94	117	276	2.36
2 Jim Paxson	1975-79	108	168	1.56
3 Derrick Dukes	1990-94	116	166	1.43
4 Tony Stanley	1997-00	125	174	1.39
5 Roosevelt Chapman	1980-84	118	159	1.35
6 Negele Knight	1985-90	122	162	1.33
7 Ray Springer	1987-90	91	119	1.31
8 David Morris	1998-02	125	155	1.24
9 Edwin Young	1996-99	87	106	1.22
10 Jack Zimmerman	1976-80	111	134	1.21

HIGHEST STEAL AVERAGE, CAREER

	Yr	Season	G	Stls	Avg
1 Alex Robertson	Sr	1993-94	27	78	2.89
2 Alex Robertson	Jr	1991-92	30	84	2.80
3 Alex Robertson	So	1990-91	29	72	2.48
4 Jim Paxson	Sr	1978-79	25	53	2.12
5 Dan Christie	Sr	1986-87	27	50	1.85
Tony Stanley	So	1998-99	27	50	1.85
7 Negele Knight	Sr	1989-90	32	54	1.69
8 Derrick Dukes	Fr	1990-91	29	48	1.66
9 Roosevelt Chapman	Jr	1982-83	27	44	1.63
Chip Jones	Jr	1990-91	27	44	1.63

HIGHEST STEAL AVERAGE, FRESHMAN ONLY

	Season	G	Stls	Avg
1 Derrick Dukes	1990-91	29	48	1.66
2 Jack Zimmerman	1976-77	26	36	1.38
3 Alex Robertson	1989-90	28	34	1.21
David Morris	1998-99	28	34	1.21
5 Jim Paxson	1975-76	27	32	1.19

YEARLY LEADERS

	Yr	G	Stls	Avg	
1974-75	Johnny Davis	So	26	32	1.23
1975-76	Johnny Davis	Jr	26	40	1.54
1976-77	Jack Zimmerman	Fr	26	36	1.38
1977-78	Jim Paxson	Jr	29	47	1.62
1978-79	Jim Paxson	Sr	25	53	2.12
1979-80	Jack Zimmerman	Sr	27	30	1.11
1980-81	Kevin Conrad	So	29	45	1.55
1981-82	Roosevelt Chapman	So	30	43	1.43
1982-83	Roosevelt Chapman	Jr	27	44	1.63
1983-84	Roosevelt Chapman	Sr	32	46	1.44
1984-85	Dave Colbert	Jr	29	29	1.00
1985-86	Damon Goodwin	Sr	30	25	0.83
1986-87	Dan Christie	Sr	27	50	1.85
1987-88	Ray Springer	So	30	39	1.30
1988-89	Negele Knight	Jr	29	47	1.62
1989-90	Negele Knight	Sr	32	54	1.69
1990-91	Alex Robertson	So	29	72	2.48
1991-92	Alex Robertson	Jr	30	84	2.80
1992-93	Derrick Dukes	Jr	30	42	1.40
1993-94	Alex Robertson	Sr	27	78	2.89
1994-95	Ryan Perryman	Fr	27	30	1.11
1995-96	Jeffrey Brookins	Sr	29	35	1.21
1996-97	Darnell Hoskins	Sr	23	31	1.35
1997-98	Edwin Young	So	32	34	1.06
1998-99	Tony Stanley	So	27	50	1.85
1999-00	Tony Stanley	Jr	31	52	1.44
2000-01	Tony Stanley	Sr	34	43	1.26
2001-02	David Morris	Sr	32	44	1.38
2002-03	Brooks Hall	Sr	30	28	0.93
2003-04	Keith Waleskowski	Sr	33	28	0.85
2004-05	Marques Bennett	Jr	29	28	0.97
2005-06	Chris Alvarez	So	31	31	1.00
2006-07	London Warren	Fr	31	27	0.87

INDIVIDUAL SERVICE MARKS



MOST GAMES PLAYED, CAREER

	Seasons	G
1 Nate Green	1998-03	133
2 Keith Walesowski	2000-04	129
3 Ramod Marshall	2000-04	127
4 Tony Stanley	1997-01	125
David Morris	1998-02	125
Yuanta Holland	1998-02	125
7 Mark Jones	2001-05	124
8 Brooks Hall	1999-03	123
Sean Finn	2000-04	123
10 Jack Sallee	1951-55	122
Negele Knight	1985-90	122

MOST CONSECUTIVE GAMES PLAYED, CAREER

	Seasons	G
1 David Morris	1998-02	125
Yuanta Holland	1998-02	125
3 Mark Jones	2001-05	124
Anthony Corbitt	1986-90	120
5 Damon Goodwin	1982-86	119
Mark Ashman	1987-90	119*

*Ashman had a UD-record 119 consecutive starts.

MOST GAMES PLAYED, SEASON

	Yr	Season	G
1 Tony Stanley	Sr	2000-01	34
Nate Green	So	2000-01	34
Yuanta Holland	Sr	2000-01	34
Ramod Marshall	Fr	2000-01	34
David Morris	Jr	2000-01	34
Keith Walesowski	Fr	2000-01	34

MOST CONSECUTIVE GAMES PLAYED, SEASON

	Year	Seasons	G
1 Tony Stanley	Sr	2000-01	34
Nate Green	So	2000-01	34
Yuanta Holland	Sr	2000-01	34
Ramod Marshall	Fr	2000-01	34
David Morris	Jr	2000-01	34
Keith Walesowski	Fr	2000-01	34

MOST MINUTES PLAYED, CAREER


	Seasons	G	Min	Avg
1 Roosevelt Chapman	1980-84	118	4189	35.5
2 Jim Paxson	1975-79	108	4068	37.7
3 Negele Knight	1985-90	122	4066	33.3
4 Ramod Marshall	2000-04	127	3952	31.1
5 Jack Zimmerman	1976-80	111	3924	35.4
6 Tony Stanley	1997-01	125	3871	30.9
7 Keith Walesowski	2000-04	129	3807	29.5
8 Mike Kaniecki	1978-82	115	3799	33.0
9 Anthony Corbitt	1986-90	120	3764	31.4
10 Derrick Dukes	1990-94	116	3495	30.1

MOST MINUTES PLAYED, SEASON

	Yr	Season	G	Min	Avg
1 Roosevelt Chapman	Sr	1983-84	32	1205	37.7
2 Negele Knight	So	1987-88	31	1169	37.7
3 Dave Colbert	Sr	1985-86	30	1155	38.5
4 Ed Young	So	1983-84	32	1133	35.4
5 Ramod Marshall	Sr	2003-04	32	1132	35.4
6 Mike Kaniecki	Sr	1981-82	30	1113	37.1
7 Tony Stanley	Sr	2000-01	34	1109	32.6
8 Brian Roberts	Jr	2006-07	31	1103	35.6
9 Roosevelt Chapman	So	1981-82	30	1091	36.4
10 Derrick Dukes	Jr	1992-93	30	1090	36.3
Ryan Perryman	Sr	1997-98	33	1090	33.0

MOST MINUTES PLAYED, FRESHMAN ONLY

	Season	G	Min	Avg
1 Jim Paxson	1975-76	27	1061	39.3
2 Mike Kaniecki	1978-79	29	968	33.4
3 Jack Zimmerman	1976-77	26	922	35.5
4 Keith Walesowski	2000-01	24	920	27.1
5 Tony Stanley	1997-98	33	911	27.6



Dave Colbert, despite a nagging foot injury as a senior, averaged 37.7 minutes per game in his career, matching Jim Paxson, Jr.'s school record. Technically, Colbert leads Paxson...by three-quarters of a second. Colbert remains UD's only player to play in just two seasons and reach 1,000 points.

6 Roosevelt Chapman	1980-81	29	878	30.3
---------------------	---------	----	-----	------

MOST MINUTES PLAYED, GAME

	Opponent	Date	Min
1 Kevin Conrad	Providence	Jan 28, 1982	62
Mike Kaniecki	Providence	Jan 28, 1982	62
3 Mike Kaniecki	Duquesne	Feb 20, 1981	53

MOST MINUTES PER GAME, CAREER

	Seasons	G	Min	Avg
1 Dave Colbert	1984-86	59	2224	37.7
Jim Paxson	1975-79	108	4068	37.7
3 Roosevelt Chapman	1980-84	118	4189	35.5
4 Jack Zimmerman	1976-80	111	3924	35.4
5 Ramod Marshall	2000-04	127	3952	31.1
6 Negele Knight	1985-90	122	4066	33.3
7 Mike Kaniecki	1978-82	115	3799	33.0
8 Ed Young	1982-87	107	3384	31.6
9 Anthony Corbitt	1986-90	120	3764	31.4
10 Brooks Hall	1999-03	123	3730	30.3

MOST MINUTES PER GAME, SEASON

	Yr	Season	G	Min	Avg
1 Jim Paxson	Fr	1975-76	27	1061	39.3
2 Johnny Davis	Jr	1975-76	26	1007	38.7
3 Johnny Davis	So	1974-75	26	1002	38.5
Dave Colbert	Sr	1985-86	30	1155	38.5
5 Negele Knight	So	1987-88	31	1169	37.7
Roosevelt Chapman	Sr	1983-84	32	1205	37.7
7 Roosevelt Chapman	Jr	1982-83	27	1015	37.6
8 Jack Zimmerman	Sr	1979-80	27	1013	37.5
9 Jim Paxson	So	1976-77	27	1012	37.5
10 Jim Paxson	Sr	1978-79	25	929	37.2

MOST MINUTES PER GAME, FRESHMAN ONLY

	Season	G	Min	Avg
1 Jim Paxson	1975-76	27	1061	39.3
2 Jack Zimmerman	1976-77	26	922	35.5
3 Mike Kaniecki	1978-79	29	968	33.4
4 Roosevelt Chapman	1980-81	29	878	30.3
5 Ed Young	1982-83	26	783	30.1

SIZING THE FLYERS, TALLEST

	Seasons	Ht
1 Wes Coffee	1988-92	7-00
Bill Uhl	1953-56	7-00
Sean Finn	2000-04	7-00
3 James Cripe	2003-	6-11
Jeff Tressler	1983-86	6-11
Joe Caladaci	1971-72	6-11
Henry Finkel	1963-66	6-11
6 Kurt Huelsman	2006-07	6-10
Mike Harmon	1997-98	6-10
Mark Ashman	1996-00	6-10
Matt Cooper	1996-00	6-10
Marco Pikaar	1992-96	6-10
Chip Hare	1991-95	6-10
Chris Daniels	1991-96	6-10
Mike Kaniecki	1978-82	6-10
George Morrison	1978-82	6-10
Fred Eckert	1975-76	6-10
Steve Lawrence	1970-73	6-10
Dan Obrovac	1966-69	6-10
Bill Chmielewski	1961-62	6-10
Bill Westerkamp	1960-63	6-10

SIZING THE FLYERS, SHORTEST

	Seasons	Ht
1 Keith Braswell	1994-95	5-00
2 Marlo Termini	1947-48	5-02
3 Robert Flynn	1947-51	5-07
4 Bernie Otten	1946-47	5-08
Robert Wolfe	1945-48	5-08
6 Chad Vorhis	1997-98	5-09
Gene Joseph	1948-52	5-09
Robert Davis	1948-49	5-09
Bob Klotz	1946-47	5-09
Donald Norris	1946-47	5-09
William Knisley	1940-46	5-09



MODERN ERA UD STATS

2007 DAYTON BASKETBALL

Year	Coach	W	L	G	FG	Att	Pct	3Pt	Att	Pct	FT	Att	Pct	OR	Reb	Avg	PF	Ast	TO	Blk	Stl	Pts	Avg
1949-50	Tom Blackburn	24	8	32	794	2137	.372	---	---	---	438	700	.626	---	---	---	650	---	---	---	---	2026	63.3
1950-51	Tom Blackburn	27	5	32	827	2273	.364	---	---	---	559	845	.662	---	1572	49.1	660	486	---	---	---	2213	69.2
1951-52	Tom Blackburn	28	5	33	923	2422	.381	---	---	---	588	865	.680	---	---	---	510	---	---	---	---	2434	73.8
1952-53	Tom Blackburn	16	13	29	747	2058	.363	---	---	---	634	970	.654	---	1311	45.2	606	---	---	---	---	2128	73.4
1953-54	Tom Blackburn	25	7	32	837	2183	.383	---	---	---	759	1184	.641	---	1660	51.9	646	---	---	---	---	2433	76.0
1954-55	Tom Blackburn	25	4	29	800	2008	.398	---	---	---	671	1013	.662	---	1738	59.9	565	---	---	---	---	2271	78.3
1955-56	Tom Blackburn	25	4	29	851	2090	.407	---	---	---	568	874	.650	---	1713	59.1	504	---	---	---	---	2270	78.3
1956-57	Tom Blackburn	19	9	28	732	1903	.385	---	---	---	561	911	.616	---	1676	59.9	511	---	---	---	---	2025	72.3
1957-58	Tom Blackburn	25	4	29	747	1873	.399	---	---	---	437	728	.600	---	1516	52.3	522	---	---	---	---	1931	66.6
1958-59	Tom Blackburn	14	12	26	643	1653	.389	---	---	---	441	705	.626	---	1282	49.3	473	---	---	---	---	1727	66.4
The Fifties		228	71	299	7901	20600	.384	---	---	---	5656	8795	.643	---	---	---	5647	---	---	---	---	21458	71.8
1959-60	Tom Blackburn	21	7	28	723	1736	.416	---	---	---	438	709	.618	---	1418	50.6	457	---	---	---	---	1884	67.3
1960-61	Tom Blackburn	20	9	29	860	1987	.433	---	---	---	452	720	.628	---	1591	54.9	494	---	---	---	---	2172	74.9
1961-62	Tom Blackburn	24	6	30	922	2056	.448	---	---	---	452	702	.644	---	1568	52.3	541	---	---	---	---	2296	76.5
1962-63	Tom Blackburn	16	10	26	645	1516	.425	---	---	---	390	593	.658	---	1142	43.9	436	---	---	---	---	1680	64.6
1963-64	Tom Blackburn	15	10	25	749	1596	.469	---	---	---	433	627	.691	---	1225	49.0	490	---	---	---	---	1931	77.2
1964-65	Don Donoher	22	7	29	915	1979	.462	---	---	---	453	634	.715	---	1421	49.0	494	---	---	---	---	2283	78.7
1965-66	Don Donoher	23	6	29	915	1974	.464	---	---	---	514	713	.721	---	1452	50.1	493	---	---	---	---	2344	80.8
1966-67	Don Donoher	25	6	31	982	2091	.470	---	---	---	562	797	.705	---	1544	49.8	555	---	---	---	---	2526	81.5
1967-68	Don Donoher	21	9	30	899	1936	.464	---	---	---	527	721	.731	---	1406	46.9	542	---	---	---	---	2325	77.5
1968-69	Don Donoher	20	7	27	803	1767	.454	---	---	---	376	576	.653	---	1308	48.4	483	---	---	---	---	1982	73.4
The Sixties		207	77	284	8413	18638	.451	---	---	---	4597	6792	.677	---	15075	53.1	4985	---	---	---	---	21423	75.4
1969-70	Don Donoher	19	8	27	818	1794	.456	---	---	---	499	736	.678	---	1342	49.7	498	---	---	---	---	2135	79.1
1970-71	Don Donoher	18	9	27	809	1796	.450	---	---	---	496	760	.653	---	1355	50.2	455	---	---	---	---	2114	78.3
1971-72	Don Donoher	13	13	26	718	1748	.411	---	---	---	458	648	.707	---	1175	45.2	500	---	---	---	---	1894	72.8
1972-73	Don Donoher	13	13	26	834	1782	.468	---	---	---	354	501	.707	---	1121	43.1	502	---	---	---	---	2022	77.8
1973-74	Don Donoher	20	9	29	918	1917	.479	---	---	---	385	527	.731	---	1215	41.9	515	401	434	---	---	2221	76.6
1974-75	Don Donoher	10	16	26	787	1710	.460	---	---	---	331	489	.677	---	1077	41.4	476	381	466	58	139	1905	73.3
1975-76	Don Donoher	14	13	27	804	1732	.464	---	---	---	449	624	.720	---	1108	41.0	537	428	485	80	143	2057	76.2
1976-77	Don Donoher	16	11	27	850	1713	.496	---	---	---	343	507	.677	---	1039	38.5	525	534	478	84	154	2043	75.7
1977-78	Don Donoher	19	10	29	877	1808	.485	---	---	---	391	575	.680	---	1155	39.8	590	585	511	117	146	2145	74.0
1978-79	Don Donoher	19	10	29	922	1916	.481	---	---	---	399	525	.760	---	1131	39.0	594	568	412	77	205	2243	77.3
The Seventies		161	112	273	8337	17916	.465	---	---	---	4105	5892	.697	---	11718	42.9	5192	---	---	---	---	20779	76.1
1979-80	Don Donoher	13	14	27	767	1674	.458	---	---	---	372	504	.738	---	1036	38.4	537	472	379	69	130	1906	70.6
1980-81	Don Donoher	18	11	29	843	1718	.491	---	---	---	501	698	.718	---	1138	39.2	626	484	483	78	145	2187	75.4
1981-82	Don Donoher	21	9	30	867	1702	.509	---	---	---	470	686	.685	---	1124	37.5	597	560	438	89	151	2204	73.5
1982-83	Don Donoher	18	10	28	726	1474	.493	---	---	---	453	586	.773	---	938	33.5	500	455	455	90	156	1905	68.0
1983-84	Don Donoher	21	11	32	890	1798	.495	---	---	---	518	706	.734	---	1056	33.0	610	504	433	81	178	2298	71.8
1984-85	Don Donoher	19	10	29	768	1525	.504	---	---	---	460	645	.713	---	914	31.5	525	503	363	73	147	1996	68.8
1985-86	Don Donoher	17	13	30	821	1678	.489	---	---	---	500	677	.739	---	1003	33.4	539	555	401	79	158	2142	71.4
1986-87	Don Donoher	13	15	28	723	1562	.463	74	203	.365	408	596	.685	330	917	32.8	516	424	371	68	156	1928	68.9
1987-88	Don Donoher	13	18	31	908	1854	.490	77	232	.332	418	603	.693	346	1039	33.5	515	563	440	84	145	2311	74.5
1988-89	Don Donoher	12	17	29	841	1772	.475	88	276	.319	388	563	.689	334	979	33.8	522	535	359	91	161	2158	74.4
The Eighties		165	128	293	8154	16757	.487	239	711	.336	4488	6264	.716	---	10144	34.6	5487	5051	4122	802	1527	21035	71.8
1989-90	Jim O'Brien	22	10	32	1026	2171	.473	261	666	.392	556	774	.718	414	1212	37.9	676	584	471	84	282	2869	89.7
1990-91	Jim O'Brien	14	15	29	897	2063	.435	256	727	.352	424	660	.642	440	1211	41.8	616	517	536	67	279	2474	85.3
1991-92	Jim O'Brien	15	15	30	768	1729	.444	198	582	.340	416	599	.694	320	1042	34.7	578	447	531	66	232	2150	71.7
1992-93	Jim O'Brien	4	26	30	662	1665	.398	240	722	.332	280	423	.662	327	946	31.5	540	378	413	51	128	1844	61.5
1993-94	Jim O'Brien	6	21	27	691	1664	.415	235	698	.337	328	518	.633	336	961	35.6	564	395	455	35	184	1945	72.0
1994-95	Oliver Purnell	7	20	27	645	1591	.405	140	437	.320	370	612	.605	380	990	36.7	587	338	501	51	132	1800	66.7
1995-96	Oliver Purnell	15	14	29	725	1579	.459	142	467	.304	453	712	.636	393	1153	39.8	539	406	549	89	131	2045	70.5
1996-97	Oliver Purnell	13	14	27	646	1504	.430	168	494	.340	443	625	.709	359	991	36.7	533	342	426	70	133	1903	70.5
1997-98	Oliver Purnell	21	12	33	862	1915	.450	182	486	.374	605	843	.718	485	1300	39.4	593	444	475	69	183	2511	76.1
1998-99	Oliver Purnell	11	17	28	637	1611	.395	174	534	.326	452	622	.727	384	1018	36.4	526	355	440	81	203	1900	67.9
The Nineties		128	164	292	7559	17492	.432	1996	6079	.328	4327	6388	.677	3838	10824	37.1	5752	4206	4797	663	1887	21441	73.4
1999-00	Oliver Purnell	22	9	31	752	1735	.433	218	590	.369	492	690	.713	448	1153	37.2	559	412	429	70	215	2214	71.4
2000-01	Oliver Purnell	21	13	34	819	1854	.442	254	686	.370	526	718	.733	446	1208	35.5	615	517	482	85	206	2418	71.1
2001-02	Oliver Purnell	21	11	32	814	1816	.448	224	629	.356	487	715	.681	449	1278	39.9	600	546	433	106	185	2339	73.1
2002-03	Oliver Purnell	24	6	30	738	1638	.439	227	633	.359	479	670	.715	403	1091	36.4	529	452	397	88	159	2182	72.7
2003-04	Brian Gregory	24	9	33	780	1746	.447	207	644	.321	477	717	.665	409	1266	38.4	577	489	467	94	150	2244	68.0
2004-05	Brian Gregory	18	11	29	639	1554	.411	224	592	.378	375	519	.723	333	643	33.7	586	387	380	56	170	1877	64.7
2005-06	Brian Gregory	14	17	31	715	1669	.40																

MODERN ERA OPPONENTS' STATS



Year	Dayton Coach	W	L	G	FG	Aft	Pct	3Pt	Aft	Pct	FT	Aft	Pct	OR	Reb	Avg	PF	Ast	TO	Blk	Stl	Pts	Avg
1949-50	Tom Blackburn	8	24	32	622	2079	.299	---	---	---	503	820	.613	---	---	---	589	---	---	---	---	1747	54.6
1950-51	Tom Blackburn	5	27	32	679	2308	.294	---	---	---	452	738	.612	---	1265	39.5	708	285	---	---	---	1810	56.6
1951-52	Tom Blackburn	5	28	33	756	2522	.300	---	---	---	563	879	.641	---	---	---	360	---	---	---	---	2075	62.9
1952-53	Tom Blackburn	13	16	29	682	2085	.327	---	---	---	616	947	.650	---	1077	37.1	637	---	---	---	---	1980	68.3
1953-54	Tom Blackburn	7	25	32	767	2303	.333	---	---	---	652	997	.654	---	1165	36.4	758	---	---	---	---	2186	68.3
1954-55	Tom Blackburn	4	25	29	665	1963	.339	---	---	---	618	947	.653	---	1230	42.4	694	---	---	---	---	1948	67.2
1955-56	Tom Blackburn	4	25	29	619	1967	.315	---	---	---	565	850	.665	---	1232	42.5	533	---	---	---	---	1803	62.2
1956-57	Tom Blackburn	9	19	28	600	1744	.344	---	---	---	515	831	.620	---	1195	42.7	550	---	---	---	---	1715	61.3
1957-58	Tom Blackburn	4	25	29	589	1696	.347	---	---	---	462	721	.641	---	1166	40.2	523	---	---	---	---	1640	56.6
1958-59	Tom Blackburn	12	14	26	606	1601	.379	---	---	---	456	668	.683	---	1088	41.8	502	---	---	---	---	1668	64.2
The Fifties		71	228	299	6585	20268	.325	---	---	---	5402	8398	.643	---	---	---	5854	---	---	---	---	18572	62.1
1959-60	Tom Blackburn	7	21	28	627	1704	.368	---	---	---	423	636	.665	---	1109	39.6	491	---	---	---	---	1677	59.9
1960-61	Tom Blackburn	9	20	29	728	1993	.365	---	---	---	463	703	.659	---	1273	43.9	512	---	---	---	---	1919	66.2
1961-62	Tom Blackburn	6	24	30	763	1976	.386	---	---	---	505	721	.700	---	1220	40.7	554	---	---	---	---	2031	67.7
1962-63	Tom Blackburn	10	16	26	608	1623	.375	---	---	---	401	585	.685	---	1106	42.5	451	---	---	---	---	1617	62.2
1963-64	Tom Blackburn	10	15	25	706	1713	.412	---	---	---	430	628	.685	---	1021	40.8	468	---	---	---	---	1842	73.7
1964-65	Don Donoher	7	22	29	815	1949	.418	---	---	---	402	620	.648	---	1179	40.7	485	---	---	---	---	2032	70.1
1965-66	Don Donoher	6	23	29	809	1972	.410	---	---	---	417	621	.671	---	1173	40.4	536	---	---	---	---	2035	70.2
1966-67	Don Donoher	6	25	31	855	2063	.414	---	---	---	462	711	.650	---	1257	40.5	605	---	---	---	---	2172	70.1
1967-68	Don Donoher	9	21	30	773	1840	.420	---	---	---	459	691	.664	---	1124	37.5	559	---	---	---	---	2005	66.8
1968-69	Don Donoher	7	20	27	679	1723	.394	---	---	---	412	644	.640	---	1132	41.9	451	---	---	---	---	1770	65.6
The Sixties		77	207	284	7363	18556	.397	---	---	---	4374	6560	.667	---	11594	40.8	5112	---	---	---	---	19100	67.3
1969-70	Don Donoher	8	19	27	731	1775	.412	---	---	---	452	649	.696	---	1112	41.2	560	---	---	---	---	1914	70.9
1970-71	Don Donoher	9	18	27	794	1810	.439	---	---	---	363	561	.647	---	1110	41.1	560	---	---	---	---	1951	72.3
1971-72	Don Donoher	13	13	26	751	1757	.427	---	---	---	434	648	.670	---	1265	48.7	502	---	---	---	---	1936	74.5
1972-73	Don Donoher	13	13	26	842	1877	.449	---	---	---	333	493	.675	---	1169	45.0	517	---	---	---	---	2017	77.6
1973-74	Don Donoher	9	20	29	861	1921	.448	---	---	---	320	468	.684	---	1134	39.1	524	---	473	---	---	2042	70.4
1974-75	Don Donoher	16	10	26	816	1796	.454	---	---	---	340	465	.731	---	1088	41.8	508	372	426	---	---	1972	75.8
1975-76	Don Donoher	13	14	27	844	1807	.467	---	---	---	368	554	.664	---	1144	42.4	560	426	473	83	154	2056	76.1
1976-77	Don Donoher	11	16	27	775	1698	.456	---	---	---	347	509	.682	---	1073	39.7	540	332	540	71	118	1897	70.3
1977-78	Don Donoher	10	19	29	755	1742	.433	---	---	---	389	606	.642	---	1164	40.1	558	366	555	76	123	1899	65.5
1978-79	Don Donoher	10	19	29	800	1733	.462	---	---	---	451	674	.669	---	1145	39.5	541	423	486	73	177	2051	70.7
The Seventies		112	161	273	7969	17916	.444	---	---	---	3797	5627	.675	---	11404	41.8	5370	---	---	---	---	19735	72.3
1979-80	Don Donoher	14	13	27	710	1540	.461	---	---	---	388	555	.699	---	1000	37.0	552	353	443	81	127	1808	67.0
1980-81	Don Donoher	11	18	29	830	1752	.474	---	---	---	453	649	.698	---	1052	36.3	635	413	459	81	171	2113	72.9
1981-82	Don Donoher	9	21	30	838	1812	.462	---	---	---	388	585	.663	---	1098	36.6	628	390	455	74	172	2064	68.8
1982-83	Don Donoher	10	18	28	706	1575	.448	---	---	---	319	470	.679	---	874	31.2	559	323	434	66	197	1731	61.8
1983-84	Don Donoher	11	21	32	891	1886	.472	---	---	---	399	605	.660	---	1106	34.6	634	446	457	94	178	2181	68.2
1984-85	Don Donoher	10	19	29	753	1608	.468	---	---	---	354	514	.689	---	933	32.2	589	439	400	86	181	1860	64.1
1985-86	Don Donoher	13	17	30	797	1683	.474	---	---	---	449	614	.731	---	966	32.2	577	438	430	73	185	2043	68.1
1986-87	Don Donoher	15	13	28	733	1538	.477	82	214	.383	442	600	.737	331	943	33.7	569	432	392	101	177	1990	71.1
1987-88	Don Donoher	18	13	31	961	1965	.489	109	340	.321	424	617	.687	412	1118	36.1	590	570	415	100	210	2455	79.2
1988-89	Don Donoher	17	12	29	856	1749	.489	127	340	.374	421	626	.673	374	1089	37.6	529	559	397	78	163	2260	77.9
The Eighties		128	165	293	8075	17108	.472	318	894	.356	4037	5835	.692	---	10179	34.7	5862	4363	4282	834	1761	20505	70.0
1989-90	Jim O'Brien	10	22	32	995	2027	.491	166	452	.367	519	748	.694	405	1271	39.7	662	654	594	118	168	2675	83.6
1990-91	Jim O'Brien	15	14	29	875	1902	.460	165	497	.332	513	727	.706	392	1259	43.4	594	591	612	104	215	2428	83.7
1991-92	Jim O'Brien	15	15	30	780	1727	.452	143	429	.333	444	653	.680	322	1062	35.4	560	480	512	106	204	2147	71.6
1992-93	Jim O'Brien	26	4	30	756	1581	.478	209	551	.379	429	622	.690	308	1076	35.9	453	452	399	83	152	2150	71.7
1993-94	Jim O'Brien	21	6	27	743	1634	.455	194	522	.372	449	665	.675	366	1109	41.1	489	401	453	80	176	2129	78.9
1994-95	Oliver Purnell	20	7	27	757	1574	.481	146	387	.377	433	660	.656	326	1025	38.0	541	417	451	83	165	2093	77.5
1995-96	Oliver Purnell	14	15	29	734	1731	.424	150	460	.326	413	618	.668	340	932	32.1	598	362	391	90	218	2031	70.0
1996-97	Oliver Purnell	14	13	27	675	1513	.446	147	372	.395	373	579	.644	312	907	33.6	528	355	388	108	173	1870	69.3
1997-98	Oliver Purnell	12	21	33	883	2028	.435	152	523	.291	436	649	.672	449	1138	34.5	705	416	438	127	200	2354	71.3
1998-99	Oliver Purnell	17	11	28	686	1586	.433	149	385	.387	385	557	.691	362	1041	37.2	563	343	466	127	182	1906	68.1
The Nineties		164	128	292	7884	17303	.456	1621	4578	.354	4394	6478	.678	3582	10820	37.1	5693	4471	4704	1026	1853	21783	74.6
1999-00	Oliver Purnell	9	22	31	731	1710	.427	163	524	.311	388	557	.697	371	1013	32.7	605	377	450	98	180	2013	64.9
2000-01	Oliver Purnell	13	21	34	826	1872	.441	194	556	.349	450	611	.736	365	1056	31.1	629	418	439	116	185	2296	67.5
2001-02	Oliver Purnell	11	21	32	717	1793	.400	184	573	.321	422	609	.693	345	1014	31.7	642	354	397	107	179	2040	63.8
2002-03	Oliver Purnell	6	24	30	726	1698	.428	180	375	.373	375	523	.717	361	946	31.5	584	360	356	83	175	2007	66.9
2003-04	Brian Gregory	9	24	33	767	1876	.409	228	680	.335	365	560	.652	356	1037	31.4	650	404	348	82	218	2127	64.5
2004-05	Brian Gregory	11	18	29	568	1392	.408	165	507	.325	475	649	.732	276	652	32.0	502	340	418	86	142	1776	61.2
2005-06	Brian Gregory	17	14	31	651	1616	.403	174	569	.306	440	636	.692	337	1001	32.3	531	349	397	125	156	1916	61.8
2006-07	Brian Gregory	12	19	31	711	1642	.433	201	600	.335	428	596	.718	344	1018	32.8	595	413	439	103	163	2051	66.2
Opp Totals Since 1949-50		640	1052</																				



TEAM SEASON MARKS

2007 DAYTON BASKETBALL

MOST GAMES PLAYED, OVERALL

	G	W	L	
1	2000-01	34	21	13
2	1951-52	33	28	5
	2003-04	33	24	9
3	2001-02	32	21	11
	1989-90	32	22	10
	1983-84	32	21	11
	1953-54	32	25	7
	1950-51	32	27	5
	1949-50	32	24	8

MOST GAMES PLAYED, HOME

	G	W	L	
1	1977-78	20	17	3
2	1989-90	19	16	3
3	2003-04	18	15	3
	2002-03	18	17	1
	2000-01	18	12	6
	1990-91	18	11	7
	1984-85	18	15	3
	1981-82	18	16	2
	1978-79	18	15	3
	1976-77	18	12	6

MOST GAMES PLAYED, ROAD

	G	W	L	
1	1951-52	17	13	4
2	2000-01	16	9	7
	1999-00	16	9	7
	1983-84	16	7	9
	1966-67	16	12	4
	1953-54	16	10	6
	1950-51	16	12	4

MOST GAMES PLAYED, IN OVERTIME

	G	W	L	
1	1987-88	5	2	3
	1983-84	5	2	3
	1980-81	5	3	2
	1952-53	5	3	2

BEST WINNING PERCENTAGE, OVERALL

	W	L	Pct	
1	1957-58	25	4	86.2
	1955-56	25	4	86.2
	1954-55	25	4	86.2
	1951-52	28	5	84.8
	1950-51	27	5	84.4

BEST WINNING PERCENTAGE, HOME

	W	L	Pct	
1	1949-50	16	0	100.0
2	1959-60	14	0	100.0
3	2002-03	17	1	94.4

BEST WINNING PERCENTAGE, ROAD

	W	L	Pct	
1	1957-58	11	3	78.6
	1955-56	11	3	78.6
	1954-55	11	3	78.6
4	1951-52	13	4	76.5

MOST WINS, OVERALL

	G	W	L	
1	1951-52	33	28	5
2	1950-51	32	27	5
3	1966-67	31	25	6
	1957-58	29	25	4
	1955-56	29	25	4
	1954-55	29	25	4
	1953-54	32	25	7
8	2002-03	30	24	6
	1961-62	30	24	6
	1949-50	32	24	8
	2003-04	33	24	9
11	1965-66	29	23	6
12	1999-00	31	22	9
	1989-90	32	22	10
	1964-65	29	22	7
15	1983-84	32	21	11
	1981-82	30	21	9
	1967-68	30	21	9
	1959-60	28	21	7
	2000-01	34	21	13
	2001-02	32	21	11

MOST WINS, HOME

	G	W	L	
1	2002-03	18	17	1
	1977-78	20	17	3
3	1989-90	19	16	3
	1981-82	18	16	4
	Ten times	15		

MOST WINS, ROAD

	G	W	L	
1	1951-52	17	13	4
2	1966-67	16	12	4
	1950-51	16	12	4
4	Three times	11		

MOST LOSSES, OVERALL

	G	W	L	
1	1992-93	30	4	26
2	1993-94	27	6	21
3	1994-95	27	7	20
4	1987-88	31	13	18
5	1998-99	28	11	17
	1988-89	29	12	17

MOST LOSSES, HOME

	G	W	L	
1	1992-93	15	3	12
2	1993-94	16	6	10
3	1994-95	16	7	9
	1974-75	17	8	9
5	1988-89	17	9	8
	1987-88	16	8	8

MOST LOSSES, ROAD

	G	W	L	
1	1992-93	15	1	14
2	Six times			11

POINTS, MOST OVERALL

	G	Pts	Avg	
1	1989-90	32	2869	89.7
2	1966-67	31	2526	81.5
3	1997-98	33	2511	76.1
4	1990-91	29	2474	85.3
5	1951-52	33	2434	73.8

POINTS, HIGHEST AVERAGE

	G	Pts	Avg	
1	1989-90	32	2869	89.7
2	1990-91	29	2474	85.3
3	1966-67	31	2526	81.5
4	1965-66	29	2344	80.8
5	1969-70	27	2135	79.1

POINTS, FEWEST OVERALL

	G	Pts	Avg	
1	1947-48	26	1435	55.2
2	1962-63	26	1680	64.6
3	1948-49	30	1685	56.2
4	1958-59	26	1727	66.4
5	1994-95	27	1800	66.7

POINTS, LOWEST AVERAGE

	G	Pts	Avg	
1	1947-48	26	1435	55.2
2	1948-49	30	1685	56.2
3	1992-93	30	1844	61.5
4	1949-50	32	2026	63.3
5	1962-63	26	1680	64.6

POINTS, ADVANTAGE

	UD	Opp	Marg	
1	1955-56	78.3	62.2	16.1
2	1966-67	81.5	70.1	11.4
3	1954-55	78.3	67.2	11.1
4	1956-57	72.3	61.3	11.0
5	1951-52	73.8	62.9	10.9

POINTS, DEFICIT

	UD	Opp	Marg	
1	1994-95	66.7	77.5	10.8
2	1992-93	61.5	71.7	10.2
3	1987-88	74.5	79.2	4.7
4	1988-89	74.4	77.9	3.5
5	1974-75	73.3	75.8	2.5

FIELD GOALS, MOST MADE

	G	FGM	Pct	
1	1989-90	32	1026	32.1
2	1966-67	31	982	31.7
3	1951-52	33	923	28.0
4	1978-79	29	922	31.8
	1961-62	30	922	30.7

FIELD GOALS, MOST ATTEMPTED

	G	FGA	Pct	
1	1951-52	33	2422	73.4
2	1950-51	32	2273	71.0
3	1953-54	32	2183	68.2
4	1989-90	32	2171	67.8
5	1949-50	32	2137	66.8

FIELD GOALS, BEST ACCURACY

	FGM	FGA	Pct	
1	1981-82	867	1702	50.9
2	1984-85	768	1525	50.4
3	1976-77	850	1713	49.6
4	1983-84	890	1798	49.5
5	1982-83	726	1474	49.3

FIELD GOALS, WORST ACCURACY

	FGM	FGA	Pct	
1	1947-48	573	1768	32.4
2	1952-53	747	2058	36.3
3	1950-51	827	2273	36.4

THREE-POINTERS, MOST MADE

	G	3PM	Per	
1	1989-90	32	261	8.16
2	1990-91	29	256	8.83
3	2000-01	34	254	7.47
4	1992-93	30	240	8.00
5	1993-94	27	235	8.70

THREE-POINTERS, MOST ATTEMPTED

	G	3PA	Per	
1	1990-91	29	727	25.1
2	1992-93	30	722	24.1
3	1993-94	27	698	25.9
4	2000-01	34	686	21.2
4	1989-90	32	666	20.8
5	2002-03	30	633	21.1

THREE-POINTERS, BEST ACCURACY

	3PM	3PA	Pct	
1	1988-89	261	666	39.2
2	2006-07	196	515	38.1
3	2004-05	224	392	37.8
4	1997-98	182	486	37.4
5	2000-01	254	686	37.0

THREE-POINTERS, WORST ACCURACY

	3PM	3PA	Pct	
1	1995-96	142	467	30.4
2	1988-89	88	276	31.9
3	1994-95	140	437	32.0

FREE THROWS, MOST MADE

	G	FTM	Per	
1	1953-54	32	759	23.7
2	1954-55	29	671	23.1
3	1952-53	29	634	21.9
4	1997-98	33	605	18.3
5	1951-52	33	588	17.8

FREE THROWS, MOST ATTEMPTED

	G	FPA	Per	
1	1953-54	32	1184	37.0
2	1954-55	29	1013	34.9
3	1952-53	29	970	33.5
4	1956-57	28	911	32.5
5	1955-56	29	874	30.1

FREE THROWS, BEST ACCURACY

	FTM	FPA	Pct	
1	1982-83	453	586	77.3
2	1978-79	399	525	76.0
3	1985-86	500	677	73.9
4	1979-80	372	504	73.8
5	1983-84	518	706	73.4

FREE THROWS, WORST ACCURACY

	FTM	FPA	Pct	
1	1947-48	289	509	56.8
2	1948-49	331	562	58.9
3	1957-58	437	728	60.3

ASSISTS, MOST

	G	Assts	Per	
1	1977-78	29	585	20.2
2	1989-90	32	584	18.3
3	1978-79	29	568	19.6
4	1987-88	31	563	18.2
5	1981-82	30	560	18.5

TEAM STREAKS



LONGEST WINNING STREAKS, OVERALL

Streak	Began	Ended
1	36	1910 W over Piqua
2	23	1906 W over Springfield High
3	20	Jan 1, 1952 W over Southern Miss
4	19	Jan 29, 1968 W over Loyola/La.
5	16	Dec 30, 1957 W over Seattle
6	14	Feb 15, 1962 W over Portland
14	Dec 1, 1955 W over Pepperdine	
14	Jan 19, 1955 W over West. Kentucky	
9	12	Feb 7, 1951 W over Loyola/Md.
12	Dec 16, 1950 W over Berea	
11	11	Feb 10, 1990 W over Marquette
12	10	Dec 11, 1978 W over Cal Poly
10	1949 W over Cedarville	

LONGEST WINNING STREAKS, TO START THE SEASON

1	14	Dec 1, 1955 W over Pepperdine
14	1906 W over Springfield High	
3	13	1911 W over Medway College
4	11	1912 W over Lafayette
5	10	1949 W over Cedarville
10	1910 W over Lebanon	
7	9	Nov 30, 1968 W over Baldwin-Wallace
9	1907 W over Springfield High	
9	Nov 21, 2003 W over Pepperdine	

LONGEST WINNING STREAKS, HOME GAMES (SINCE 1947)

1	21	Dec 2, 1959 W over Central State
2	20	Jan 20, 1964 W over Chattanooga
3	18	Dec 14, 1957 W over St. Mary's
4	17	Dec 6, 1950 W over Bowling Green
5	16	Jan 13, 1961 W over Central State
6	15	Jan 29, 1968 W over Loyola/La.
15	Jan 19, 1955 W over W. Kentucky	
15	Dec 15, 1951 W over C. Missouri St.	
9	14	Dec 17, 1984 W over Central Florida
14	Jan 20, 1954 W over Seton Hall	

LONGEST WINNING STREAKS, ROAD GAMES (SINCE 1947)

1	10	Jan 18, 1952 W over Loyola, Ill.
2	9	Jan 8, 1955 W over Villanova
3	8	Feb 17, 1968 W over DePaul
8	Dec 30, 1957 W over Seattle	
8	Dec 10, 1955 W over Toledo	

LONGEST LOSING STREAKS, OVERALL

Streak	Began	Ended
1	12	1930 L to Wittenberg
2	11	Feb 5, 1995 L to DePaul
11	Dec 30, 1993 L to Miami/Ohio	
11	1946 L to Wright Field	
5	10	Dec 19, 1992 L to Michigan State
6	9	1935 L to Ohio University
9	1934 L to Cincinnati	
8	8	Jan 12, 1977 L to Cincinnati
8	1938 L to Wittenberg	

LONGEST LOSING STREAKS, HOME GAMES (SINCE 1947)

1	7	Dec 30, 1993 L to Miami/Ohio
7	Dec 22, 1992 L to Tennessee	
3	5	Jan 15, 1977 L to Detroit
4	4	Feb 8, 1975 L to Chattanooga
5	3	five times

The longest UD Fieldhouse losing streak was two on four occasions.

LONGEST LOSING STREAKS, ROAD GAMES (SINCE 1947)

1	30	Jan 30, 1993 L to Detroit
2	9	Dec 15, 1979 L to Michigan
9	Mar 1, 1975 L to Notre Dame	
4	8	Jan 11, 1997 L to La Salle
8	Mar 12, 1992 L to Loyola/Ill.	
8	Feb 18, 1986 L to St. Peter's	

MOST POINTS, TWO STRAIGHT GAMES

Total Pts	Began (Points)	Ended (Points)
1	215	Dec 10, 1966 vs. E. Kentucky (104)
2	211	Dec 27, 1993 vs. Central Conn (118)
3	210	Feb 9, 1961 vs. Seton Hall (112)
4	208	Nov 23, 1990 vs. Illinois State (109)
208	Feb 28, 1990 vs. Notre Dame (97)	
208	Feb 4, 1961 at Memphis (96)	
7	206	Dec 15, 1990 vs. Southern (112)
8	205	Feb 3, 1965 vs. Xavier (112)
9	203	Dec 27, 1989 vs. Southern (105)
10	202	Dec 23, 1989 vs. Miami/Ohio (97)
202	Feb 15, 1967 vs. No. Illinois (101)	

MOST POINTS, THREE STRAIGHT GAMES

Total Pts	Began (Points)	Ended (Points)
1	306	Feb 4, 1961 at Memphis (96)
2	302	Dec 27, 1989 vs. Southern (105)
3	300	Dec 23, 1989 vs. Miami/Ohio (97)
4	298	Mar 3, 1990 vs. Xavier (111)
298	Feb 28, 1990 vs. Notre Dame (97)	
6	297	Dec 27, 1993 vs. Central Conn (118)
297	Dec 15, 1990 vs. Southern (112)	
8	296	Dec 22, 1993 vs. VMI (85)
296	Feb 24, 1990 at Detroit (88)	
296	Dec 10, 1966 vs. E. Kentucky (104)	

MOST POINTS, FOUR STRAIGHT GAMES

Total Pts	Began (Points)	Ended (Points)
1	401	Dec 15, 1990 vs. Southern (112)
2	399	Dec 23, 1989 vs. Miami/Ohio (97)
3	396	Mar 3, 1990 vs. Xavier (111)
4	395	Feb 28, 1990 vs. Notre Dame (97)
5	386	Feb 24, 1990 at Detroit (88)
386	Dec 27, 1989 vs. Southern (105)	
386	Dec 20, 1989 at DePaul (86)	
8	384	Feb 22, 1990 at Butler (88)
9	382	Dec 10, 1966 vs. E. Kentucky (104)
10	380	Feb 15, 1967 vs. No. Illinois (101)

MOST POINTS, FIVE STRAIGHT GAMES

Total Pts	Began (Points)	Ended (Points)
1	493	Feb 28, 1990 vs. Notre Dame (97)
2	485	Dec 20, 1989 at DePaul (86)
3	484	Mar 3, 1990 vs. Xavier (111)
4	483	Feb 24, 1990 at Detroit (88)
483	Dec 23, 1989 vs. Miami/Ohio (97)	
6	482	Dec 10, 1966 vs. E. Kentucky (104)
7	478	Dec 6, 1990 at Miami/Ohio (77)
478	Mar 10, 1990 vs. Xavier (98)	
9	476	Mar 9, 1990 vs. Loyola/Ill. (97)
10	474	Three times



SINGLE-GAME MARKS

MOST POINTS BY THE FLYERS

Date	Opponent	UD	Op	
Dec 27, 1967	Portland	124	68	
Jan 27, 1979	Ashland	120	90	
Dec 27, 1993	Central Conn.	118	60	
Feb 21, 1991	Butler	116	98	
Dec 15, 1990	Southern	112	116	
Nov 27, 1982	Otterhein	112	77	
Feb 3, 1965	Xavier	112	81	
Feb 9, 1961	vs Seton Hall	112	77	
Mar 3, 1990	Xavier	111	108	
Jan 9, 1971	Loyola/La.	111	94	
Dec 15, 1966	Tampa	111	64	
Dec 29, 1997	Prairie View	110	52	
Dec 19, 1995	Chicago State	110	76	
Feb 3, 1973	at Loyola/Ill.	110	89	
Feb 2, 1971	Eastern Kentucky	110	86	
Nov 23, 1990	Illinois State	109	69	
Dec 3, 1988	Central Florida	109	77	
Feb 20, 1981	Duquesne	3ot	109	100
Mar 5, 1966	Detroit	109	80	
Dec 11, 1954	Bowling Green	109	39	
Dec 1, 1979	Ashland	108	71	
Mar 10, 1978	Fairfield	NIT	108	93
Dec 14, 1991	Mount St. Mary's	107	81	
Dec 16, 1987	Rollins	106	74	
Dec 18, 1972	Auburn	106	63	

MOST POINTS AGAINST THE FLYERS

Date	Opponent	UD	Op	
Dec 24, 1987	vs Oklahoma	99	151	
Feb 12, 1995	at Cincinnati	63	116	
Dec 15, 1990	Southern	112	116	
Dec 27, 1989	Southern	105	114	
Mar 14, 1974	vs UCLA	3ot	100	111
Feb 18, 1989	at Evansville	83	109	
Mar 3, 1990	Xavier	111	108	
Feb 25, 1954	at Bowling Green	73	107	
Dec 13, 1975	at Michigan	80	106	
Jan 4, 1971	at Houston	80	106	
Jan 2, 1971	at UCLA	82	106	
Dec 28, 1961	vs Wisconsin	93	105	
Dec 29, 1988	at Bradley	86	104	
Dec 17, 1988	Ohio State	76	104	
Dec 18, 1964	vs Illinois	86	104	
Dec 31, 1954	vs UCLA	92	104	

MOST POINTS BY BOTH TEAMS

Date	Opponent	UD	Op	Tot	
Dec 24, 1987	vs Oklahoma	99	151	250	
Dec 15, 1990	Southern	112	116	228	
Mar 3, 1990	Xavier	111	108	219	
Dec 27, 1989	Southern	105	114	219	
Feb 21, 1991	Butler	116	98	214	
Mar 14, 1974	vs UCLA	3ot	100	111	211
Jan 27, 1979	Ashland	120	90	210	
Feb 20, 1981	Duquesne	3ot	109	100	209
Jan 9, 1971	Loyola/La.	111	94	205	
Nov 25, 1989	Fairleigh Dickinson	105	97	202	
Mar 10, 1978	Fairfield	NIT	108	93	201
Jan 6, 1990	Wright State	99	101	200	
Feb 3, 1973	at Loyola/Ill.	110	89	199	
Dec 28, 1961	vs Wisconsin	93	105	198	
Feb 20, 1996	at Xavier	95	102	197	
Jan 4, 1964	Xavier	94	103	197	
Feb 2, 1971	Eastern Kentucky	110	86	196	
Dec 31, 1954	vs UCLA	92	104	196	
Nov 23, 1991	Austin Peay	101	94	195	
Jan 24, 1991	at Butler	95	100	195	

FEWEST POINTS BY THE FLYERS (SINCE 1950)

Date	Opponent	UD	Op	
Feb 20, 1993	at Evansville	36	71	
Dec 28, 1959	at North Carolina State	36	32	
Dec 20, 1962	at Cincinnati	37	44	
Jan 18, 1997	George Washington	38	59	
Jan 14, 1995	St. Louis	39	82	
Feb 11, 1978	Cincinnati	40	42	
Mar 7, 1983	at Notre Dame	41	53	
Dec 23, 1964	Army	41	33	
Nov 21, 2005	at Miami	42	58	
Mar 21, 2001	Detroit	NIT	42	59
Mar 17, 1951	vs Brigham Young	NIT	43	62
Jan 6, 1993	at Marquette	44	82	
Jan 29, 1972	Wittenberg	44	42	
Jan 16, 1963	Wittenberg	45	48	
Feb 11, 2006	Saint Louis	46	44	
Jan 11, 1996	Temple	46	62	
Mar 10, 1994	vs Saint Louis	46	80	
Jan 12, 1994	at Xavier	46	57	
Feb 13, 1993	at Xavier	46	53	
Mar 16, 1981	at Purdue	NIT	46	50
Jan 19, 1961	Wittenberg	46	45	

FEWEST POINTS AGAINST THE FLYERS

Date	Opponent	UD	Op
Jan 9, 1978	Roanoke	53	22
Dec 29, 2001	Miami/Ohio	60	23
Dec 28, 1959	at North Carolina State	36	32
Dec 23, 1964	Army	41	33
Dec 1, 1955	Pepperdine	75	35
Dec 19, 1957	Fordham	64	35
Feb 1, 1956	Loyola/Ill.	75	37
Nov 24, 2002	Delaware State	65	38
Dec 11, 1954	Bowling Green	109	39
Nov 28, 1951	Berea	77	40
Jan 3, 1950	Marshall	68	41
Dec 8, 1950	at Anderson	71	41
Feb 11, 1956	St. Francis/Pa.	76	41
Dec 18, 1956	Cal. St.-Los Angeles	78	41
Dec 7, 1957	Ball State	58	41
Dec 17, 1957	Ohio University	58	41
Jan 19, 1982	Jersey City State	63	41
Feb 10, 1992	Brooklyn	80	41
Dec 1, 2001	Morehead State	85	41
Jan 7, 1950	Loyola/Md.	68	42
Feb 12, 1950	Xavier	59	42
Feb 21, 1950	Miami/Ohio	56	42
Feb 23, 1951	at John Carroll	73	42
Dec 22, 1962	Miami/Ohio	47	42
Jan 29, 1972	Wittenberg	44	42
Feb 11, 1978	Cincinnati	40	42
Nov 27, 2005	Coppin State	55	42

FEWEST POINTS BY BOTH TEAMS

Date	Opponent	UD	Op	Tot	
Dec 28, 1959	at North Carolina State	36	32	68	
Dec 23, 1964	Army	41	33	74	
Jan 9, 1978	Roanoke	53	22	75	
Dec 20, 1962	at Cincinnati	37	44	81	
Feb 11, 1978	Cincinnati	40	42	82	
Dec 29, 2001	Miami/Ohio	60	23	83	
Jan 29, 1972	Wittenberg	44	42	86	
Dec 22, 1962	Miami/Ohio	47	42	89	
Jan 11, 1958	at Canisius	47	43	90	
Jan 19, 1961	Wittenberg	46	45	91	
Jan 16, 1963	Wittenberg	45	48	93	
Feb 3, 1955	at Murray State	49	45	94	
Mar 7, 1983	at Notre Dame	41	53	94	
Mar 16, 1981	at Purdue	NIT	46	50	96
Jan 18, 1997	George Washington	38	59	97	
Dec 2, 1950	C. Missouri State	47	50	97	
Feb 15, 1962	Portland	50	47	97	
Nov 27, 2005	Coppin State	55	42	97	

WIDEST GAME MARGINS BY THE FLYERS

Date	Opponent	UD	Op	Marg
1906-07	Cedarville	80	0	80
1912-13	Lafayette	75	1	74
Dec 11, 1954	Bowling Green	109	39	70
1912-13	Wilmington	80	11	69
1909-10	Springfield High	74	10	64
1906-07	Springfield High	76	13	63
Dec 29, 1997	Prairie View A&M	110	52	58
Dec 27, 1993	Central Conn.	118	60	58
Dec 27, 1967	Portland	124	68	56
1934-35	Griffin College	90	35	55
Jan 1948	Concordia	100	47	53
Dec 29, 1969	Portland	99	48	51
Dec 1, 1951	Evansville	98	49	49
Dec 17, 1949	at Chattanooga	87	39	48
1915-16	Defiance	61	13	48
Dec 15, 1966	Tampa	111	64	47
1910-11	Cedarville	55	8	47
1908-09	Athletians	58	13	45
Feb 14, 1957	Regis	97	53	44
Jan 1948	Rio Grande	77	33	44
Dec 1, 2001	Morehead State	85	41	44
Jan 12, 2002	at Duquesne	88	44	44
Dec 18, 1972	Auburn	106	63	43
Dec 1, 1970	Baldwin-Wallace	90	47	43
Feb 27, 1957	Toledo	90	47	43
Dec 28, 1956	vs Duquesne	88	45	43
1926-27	Antioch	53	10	43
Jan 17, 1966	St. Francis/Pa.	98	56	42
Feb 15, 1967	Northern Illinois	101	60	41
Dec 2, 1961	Christian Brothers	95	54	41
Nov 23, 1990	Illinois State	109	69	40
Dec 1, 1955	Pepperdine	75	35	40
Dec 6, 1952	Manchester	105	65	40

WIDEST GAME MARGINS AGAINST THE FLYERS

Date	Opponent	UD	Op	Marg
Feb 12, 1995	at Cincinnati	63	116	53
Dec 24, 1987	vs Oklahoma	99	151	52
1909-10	Turners	22	72	50
1945-46	Marshall	42	88	46
1945-46	Bradley	42	87	45
Feb 28, 1948	at Miami/Ohio	45	89	44
Jan 14, 1995	Saint Louis	39	82	43
1913-14	Denison	9	51	42
1946-47	Kentucky	29	70	41
1946-47	Bradley	41	81	40
Feb 26, 1994	at Cincinnati	54	93	39
Jan 6, 1993	at Marquette	44	82	38
Feb 19, 1969	at Cincinnati	60	96	36
Jan 20, 1973	at Notre Dame	58	94	36
1940-41	Toledo	34	70	36
1940-41	Marshall	42	78	36
1939-40	Marshall	25	61	36
1918-19	Toledo	6	42	36
Feb 20, 1993	at Evansville	36	71	35
1946-47	Ohio University	29	64	35
1907-08	Haskell	14	49	35
Mar 10, 1994	vs Saint Louis	46	80	34
Feb 25, 1954	at Bowling Green	73	107	34
Feb 3, 1948	at Cincinnati	34	68	34
1919-20	Capital	10	44	34
Feb 1, 1977	at Notre Dame	64	97	33
Mar 1, 1975	at Notre Dame	69	102	33
Jan 1948	Bradley	46	79	33
1930-31	Wittenberg	10	43	33

SINGLE-HALF MARKS



MOST POINTS BY THE FLYERS

Date	Opponent	1st	2nd
Jan 27, 1979	Ashland	46	74
Dec 19, 1995	Chicago State	43	67
Feb 21, 1991	Butler	49	67
Mar 3, 1990	Xavier	65	46
Dec 27, 1967	Portland	59	65
Feb 9, 1961	vs Seton Hall	48	64
Dec 27, 1993	Central Conn.	55	63
Dec 15, 1990	Southern	63	49
Nov 27, 1982	Otterbein	49	63
Dec 28, 1966	Marquette	33	62
Dec 29, 1997	Prairie View	61	49
Dec 27, 1989	Southern	61	44
Dec 15, 1966	Tampa	61	50
Feb 3, 1973	at Loyola/Ill.	50	60
Mar 4, 1999	vs Geo. Washington	31	59
Dec 3, 1988	Central Florida	59	50
Dec 17, 1979	East. Kentucky	34	59
Dec 27, 1967	Portland	59	65
Dec 1, 1966	Baldwin-Wallace	36	59

MOST POINTS AGAINST THE FLYERS

Date	Opponent	1st	2nd
Dec 24, 1987	vs Oklahoma	72	79
Dec 24, 1987	vs Oklahoma	72	79
Jan 9, 1971	Loyola/La.	26	68
Mar 3, 1990	Xavier	42	66
Nov 25, 1989	Fairleigh Dickinson	32	65
Jan 2, 1971	at UCLA	44	62
Mar 1, 1975	at Notre Dame	40	62
Dec 15, 1990	Southern	61	55
Dec 30, 1987	Bradley	36	61
Feb 25, 1954	at Bowling Green	46	61
Mar 11, 1998	Long Island	NIT	32 60
Dec 19, 1994	at Xavier	39	60
Jan 11, 1990	Marquette	35	60
Feb 1, 1977	at Notre Dame	60	37

MOST POINTS, BOTH TEAMS

Date	Opponent	Half	UD	Op	Total
Dec 24, 1987	vs Oklahoma	2nd	53	79	132
Jan 9, 1971	Loyola/La.	2nd	57	68	125
Feb 21, 1991	Butler	2nd	67	57	124
Dec 15, 1990	Southern	1st	63	61	124
Jan 27, 1979	Ashland	2nd	74	50	124
Nov 25, 1989	F. Dickinson	2nd	54	65	119
Dec 27, 1989	Southern	1st	61	57	118
Dec 24, 1987	vs Oklahoma	1st	46	72	118
Mar 2, 1991	at Xavier	2nd	56	57	113
Mar 3, 1990	Xavier	2nd	46	66	112
Dec 19, 1995	Chicago State	2nd	67	43	110
Mar 10, 1978	Fairfield	NIT 2nd	58	52	110
Jan 2, 1971	at UCLA	2nd	48	62	110
Dec 31, 1954	vs UCLA	2nd	57	53	110

FEWEST POINTS BY THE FLYERS

Date	Opponent	1st	2nd
Jan 14, 1995	St. Louis	25	14
Mar 7, 1983	at Notre Dame	27	14
Jan 18, 1997	George Washington	15	23
Dec 3, 1958	Central State	39	15
Mar 10, 2005	vs Temple	A-10	16 35
Mar 10, 1994	vs St. Louis	16	30
Jan 15, 1994	Cincinnati	16	47
Feb 20, 1993	at Evansville	16	20
Jan 6, 1993	at Marquette	16	28
Feb 18, 1988	at Notre Dame	16	31
Jan 26, 1988	Louisville	16	43
Jan 21, 1983	at DePaul	36	16

FEWEST POINTS AGAINST THE FLYERS

Date	Opponent	1st	2nd
Dec 29, 2001	Miami/Ohio	8	15
Jan 20, 2007	Richmond	8	46
Jan 9, 1978	Roanoke	12	10
Dec 22, 1962	Miami/Ohio	11	31
Jan 12, 2002	at Duquesne	33	11
Feb 2, 1952	Toledo	32	12
Dec 1, 1955	Pepperdine	23	12
Dec 19, 1957	Fordham	12	23
Jan 9, 1978	Roanoke	12	10
Dec 28, 1959	at North Carolina State	19	13
Feb 10, 1992	Brooklyn	13	28
Feb 13, 2002	Duquesne	13	37
Feb 1, 1958	Eastern Kentucky	14	34
Jan 30, 1960	Wake Forest	14	31
Dec 20, 1961	Regis	14	31
Dec 23, 1964	Army	19	14
Nov 18, 2001	Toledo	14	36

FEWEST POINTS, BOTH TEAMS

Date	Opponent	Half	UD	Op	Total
Dec 29, 2001	Miami/Ohio	1st	20	8	28
Dec 28, 1959	at No. Carolina St.	2nd	19	13	32
Jan 30, 1960	Wake Forest	1st	20	14	34
Dec 20, 1962	at Cincinnati	1st	17	18	35
Jan 9, 1978	Roanoke	1st	23	12	35
Dec 28, 1959	at No. Carolina St.	1st	17	19	36
Jan 14, 2006	at Richmond	1st	30	16	36
Dec 2, 1950	Central Missouri	2nd	20	17	37
Dec 23, 1964	Army	1st	18	19	37
Dec 23, 1964	Army	2nd	23	14	37
Dec 22, 1962	Miami/Ohio	1st	27	11	38
Feb 11, 1978	Cincinnati	2nd	17	21	38
Feb 11, 1998	at Saint Joseph's	1st	22	17	39
Dec 7, 2005	Central Michigan	1st	23	16	39
Jan 9, 1978	Roanoke	2nd	30	10	40
Feb 3, 1996	at Saint Joseph's	1st	17	23	40
Feb 15, 1997	Virginia Tech	1st	19	21	40
Jan 20, 2007	Richmond	1st	32	8	40

WIDEST HALF MARGINS FAVORING THE FLYERS (SINCE 1947)

Date	Opponent	Half	UD	Op	Total
Dec 11, 1954	Bowling Green	2nd	57	15	42
Jan 17, 1966	St. Francis/Pa.	2nd	58	20	38
Dec 1, 1955	Pepperdine	2nd	47	12	35
Dec 29, 1997	Prairie View	1st	61	27	34
Dec 27, 1993	C. Connecticut	2nd	63	30	33
Feb 10, 1992	Brooklyn	1st	46	13	33
Dec 11, 1965	Mid. Tennessee	1st	56	23	33
Dec 29, 1969	Portland	2nd	58	26	32
Nov 27, 1982	Otterbein	2nd	63	32	31
Dec 27, 1967	Portland	2nd	65	34	31
Dec 15, 1966	Tampa	1st	61	30	31
Dec 14, 1985	Texas Southern	1st	52	22	30
Dec 18, 1972	Auburn	1st	53	23	30
Feb 6, 1965	Stetson	2nd	58	28	30
Mar 3, 1962	Kent State	1st	47	18	29
Dec 2, 1961	Christian Bros.	2nd	50	21	29
Feb 9, 1961	vs Seton Hall	2nd	64	35	29
Dec 5, 1959	Arizona State	2nd	50	21	29
Dec 22, 1996	Morehead State	1st	53	25	28
Jan 9, 1971	Loyola/La.	1st	54	26	28
Dec 14, 1955	Idaho	1st	50	22	28
Dec 11, 1954	Bowling Green	1st	52	24	28

WIDEST HALF MARGINS AGAINST THE FLYERS (SINCE 1947)

Date	Opponent	Half	UD	Op	Total
Feb 12, 1995	at Cincinnati	2nd	25	59	34
Mar 10, 1994	vs St. Louis	1st	16	49	33
Jan 4, 1997	at Rhode Island	1st	23	54	31
Feb 5, 1992	at Cincinnati	2nd	22	52	30
Jan 6, 1993	at Marquette	1st	16	45	29
Dec 29, 1954	vs Duquesne	1st	31	59	28
Feb 1, 1977	at Notre Dame	1st	33	60	27
Dec 8, 1971	at Louisville	2nd	29	56	27
Dec 24, 1987	vs Oklahoma	2nd	53	79	26
Dec 24, 1987	vs Oklahoma	1st	46	72	26
Jan 16, 1962	at Cincinnati	2nd	28	54	26
Feb 25, 1954	at Bowling Green	2nd	35	61	26
Jan 12, 1995	at Ala.-Birmingham	1st	19	44	25
Mar 1, 1975	at Notre Dame	2nd	37	62	25
Jan 20, 1973	at Notre Dame	2nd	28	53	25
Mar 3, 1971	Miami/Ohio	2nd	23	48	25

BIGGEST HALFTIME DEFICITS OVERCOME (SINCE 1947)

Date	Rankings		Opponent	Final			Halftime			
	UD	Op		UD	Op	Att	UD	Op	Marg	
Jan 31, 1987	---	---	Cincinnati	67	64	13,511	23	43	-20	
Feb 28, 1996	---	---	La Salle	66	64	9,823	24	40	-16	
Feb 13, 1954	---	---	at Louisville	75	71	---	30	45	-15	
Jan 14, 1956	2	---	at Canisius	82	73	---	31	45	-14	
Feb 20, 1981	---	---	Duquesne	3ot	109	100	10,655	40	53	-13
Dec 21, 1985	---	---	Miami/Ohio	70	68	13,168	27	40	-13	
Feb 13, 1994	---	17	St. Louis	ot	82	77	10,432	28	40	-12
Jan 16, 1960	---	---	Memphis	ot	58	52	---	23	34	-11
Feb 11, 1974	---	---	at South Florida	ot	79	77	1,098	29	40	-11
Dec 16, 1953	---	---	Louisville	---	78	61	---	31	41	-10
Mar 6, 1954	14	---	vs Manhattan	NIT	90	79	16,259	34	44	-10
Feb 26, 1958	10	---	Louisville	---	58	52	---	23	33	-10
Mar 11, 1967	---	6	vs W. Kentucky	at NCAA	69	67	11,500	25	35	-10
Nov 28, 1987	---	---	Wittenberg	63	61	11,693	24	34	-10	

BIGGEST HALFTIME LEAD LOST (SINCE 1947)

Date	Rankings		Opponent	Final			Halftime			
	UD	Op		UD	Op	Att	UD	Op	Marg	
Feb 1, 1964	---	---	at Xavier	81	82	---	44	31	13	
Jan 31, 1981	---	---	at Detroit	70	73	5,881	40	27	13	
Jan 12, 1965	---	---	at Cincinnati	65	76	6,602	33	21	12	
Mar 1, 1998	---	---	at Xavier	84	89	10,100	44	33	11	
Feb 15, 1978	---	---	at Miami/Ohio	60	63	5,082	40	29	11	
Jan 16, 1979	---	7	Louisville	76	77	13,458	43	32	11	
Feb 24, 1979	---	15	at Temple	63	66	5,755	36	25	11	
Mar 8, 1959	---	---	at Xavier	69	71	5,491	41	31	10	
Dec 9, 1990	---	20	at Louisville	70	72	11,050	42	32	10	
Jan 5, 1981	---	---	Miami/Ohio	83	86	10,716	50	40	10	
Dec 3, 1986	---	---	at Miami/Ohio	71	73	5,361	35	25	10	
Jan 12, 1993	---	---	Niagara	63	66	10,649	38	28	10	
Jan 5, 2005	---	---	Duquesne	ot	93	94	12,275	33	23	10

SINGLE-GAME TEAM MARKS

2007 DAYTON BASKETBALL



Don May has one of the top three single game performances in both scoring and rebounding. He dropped in 45 points at Xavier on Jan 3, 1966, which is good for third on the single-game high list. He grabbed 28 rebounds versus Northern Michigan on Dec 2, 1967 which put him third on that chart. Five weeks later, he collected 28 rebounds again, against Saint Louis on Jan 11, 1968.

FIELD GOALS, MOST MADE

Date	Opponent	FGM
1 Jan 27, 1979	Ashland	53
2 Dec 27, 1967	Portland	52
3 Dec 1, 1979	Ashland	49
Nov 27, 1982	Otterbein	49

FIELD GOALS, MOST ATTEMPTED

Date	Opponent	FGA
1 Dec 30, 1950	Arizona St.	107
Jan 9, 1952	Ohio U.	107
3 Feb 14, 1957	Regis	102

FIELD GOALS, BEST ACCURACY

Date	Opponent	FGM	FGA	Pct
1 Mar 1, 1986	Southern	31	40	.775
2 Feb 18, 1970	Kent State	34	47	.723

FIELD GOALS, BEST ACCURACY (HALF)

Date	Opponent	FGM	FGA	Pct
1 Mar 1, 1986	Southern 1st	19	22	.864
2 Jan 25, 1969	Miami/Ohio 2nd	17	22	.773

FREE THROWS, MOST MADE

Date	Opponent	FTM
1 Feb 8, 1957	Villanova	44
2 Dec 16, 1953	Louisville	40

FREE THROWS, MOST ATTEMPTED

Date	Opponent	FTA
1 Dec 16, 1953	Louisville	58
2 Feb 8, 1957	Villanova	56

FREE THROWS, BEST ACCURACY

Date	Opponent	FTM	FTA	Pct
1 Mar 15, 1985	Villanova	17	17	1.000
Mar 12, 1986	McNeese St.	13	13	1.000

THREE-POINT GOALS, MOST MADE

Date	Opponent	3PM
1 Jan 9, 1997	Wright State	15
2 Dec 27, 1989	Southern	14
Dec 22, 1990	Bradley	14
Dec 27, 1990	Texas Southern	14
Dec 11, 1993	Wright State	14
Jan 3, 1994	DePaul	14
Mar 1, 1994	Detroit	14
Dec 29, 1997	Prairie View	14
Jan 30, 2005	George Washington	14

THREE-POINT GOALS, MOST ATTEMPTED

Date	Opponent	3PA
1 Dec 1, 1990	Morehead	45
2 Jan 3, 1994	DePaul	39
3 Dec 15, 1990	Southern	38

THREE-POINT GOALS, BEST ACCURACY

Date	Opponent	3PM	3PA	Pct
1 Dec 6, 1997	Eastern Michigan	6	8	.750
2 Jan 25, 2000	LaSalle	10	15	.667
Feb 14, 1987	Miami/Fla.	4	6	.667
Dec 27, 1997	Northwestern	8	12	.667
4 Jan 9, 1997	Wright State	15	23	.652
5 Dec 16, 1986	Ohio State	7	11	.636

REBOUNDS, MOST

Date	Opponent	Reb
1 Feb 14, 1957	Regis	93
2 Dec 1, 1956	G Adolphus	88
3 Feb 23, 1955	Toledo	81

PERSONAL FOULS, MOST

Date	Opponent	Fouls
1 Mar 21, 1952	Illinois	41
2 Feb 20, 1981	Duquesne	34
3 Mar 15, 1952	La Salle	30

DISQUALIFICATIONS, MOST

Date	Opponent	DQs
1 Mar 21, 1952	Illinois	5
2 Feb 20, 1981	Duquesne	4

ASSISTS, MOST

Date	Opponent	Asss
1 Dec 7, 1985	Long Island	37
2 Dec 3, 1988	Cent Florida	34
3 Dec 27, 1989	Southern	30

BLOCKED SHOTS

Date	Opponent	Blocks
1 Nov 29, 1978	Wittenberg	9
Jan 19, 1982	Jersey City	9
Dec 18, 1982	Toledo	9
Jan 6, 1990	Wright State	9

STEALS

Date	Opponent	Steals
1 Nov 29, 1989	Furman	17
Jan 10, 1991	Loyola/Ill.	17
Dec 14, 1991	Mt St Mary's	17

YEAR-BY-YEAR RESULTS



1903-04

SEASON RECORD: 5-1
HEAD COACH: NO COACH

Opponent	UD	Op
Dayton Intermed.	W	14 2
National Cash	W	9 7
National Cash	W	14 8
Xenia High	L	13 17
Dayton Intermed.	W	10 7
Xenia High	W	21 7

1904-05

SEASON RECORD: 6-1
HEAD COACH: NO COACH

Opponent	UD	Op
Jacobs Business	W	16 13
Corona Club	W	19 12
Corona Club	W	28 10
Tippecanoe	W	34 22
Corona Club	L	17 18
Hamilton	W	28 21
Cedarville	W	27 20

1905-06

SEASON RECORD: 7-2
HEAD COACH: NO COACH

Opponent	UD	Op
Hamilton High	W	42 18
Cedarville	W	25 19
Piqua	W	29 23
Hamilton YMCA	W	25 20
Bethel High	W	28 15
Bethel High	W	23 21
Christ Church	L	34 37
Wittenberg	W	48 15
Denison	L	22 32

1906-07

SEASON RECORD: 14-0
HEAD COACH: NO COACH

Opponent	UD	Op
Springfield High	W	76 13
Wittenberg	W	43 6
Hamilton Models	W	22 15
Bethel High	W	34 8
Cedarville	W	80 0
Cincinnati	W	32 6
Lima	W	42 16
Piqua	W	46 16
Springfield Wolves	W	36 20
Earlham	W	34 6
Columbus Deaf Mutes	W	31 22
Denison	W	31 22
Capital	W	46 11
Haskell	W	27 26

1907-08

SEASON RECORD: 10-3
HEAD COACH: NO COACH

Opponent	UD	Op
Springfield High	W	42 8
Meters	W	23 22
Cedarville	W	40 13
Hamilton 'Krebs'	W	36 19
Wilmington	W	47 12
Piqua High	W	17 14
Columbus Deaf Mutes	W	30 14
Bethel High	W	27 16
Capital	W	19 14
Earlham	L	25 27
Denison	L	14 30
Haskell	L	14 49
Wittenberg	W	26 18

1908-09

SEASON RECORD: 12-2
HEAD COACH: NO COACH

Opponent	UD	Op
Richmond High	W	55 18
Cedarville	W	45 12
Hamilton 'Krebs'	W	26 5
Springfield Meters	W	21 12
Bradford High	W	51 15
Miami/Ohio	W	17 15
Notre Dame	L	13 30
Kentucky (Not UK)	W	35 19
Denison	L	13 22



The first Dayton Flyers basketball squad suited up for competition in 1903, but did not go by the moniker Flyers or even Dayton. During the 1919-1920 season, St. Mary's Institute changed its name to the University of Dayton.

Capital	W	16 13
Athletians	W	58 13
Piqua	W	39 32
Athletians	W	35 8
Wilmington	W	53 23

1909-10

SEASON RECORD: 5-6
HEAD COACH: FR. WILLIAM O'MALLEY

Opponent	UD	Op
Cedarville	W	40 30
Wittenberg	W	32 19
Springfield High	W	74 10
Lebanon	W	46 12
Turners	L	22 72
Antioch	L	12 15
Notre Dame	L	10 31
Capital	L	15 28
Capital	L	14 37
Turners	L	11 33
Piqua	W	43 21

1910-11

SEASON RECORD: 10-0
HEAD COACH: FR. WILLIAM O'MALLEY

Opponent	UD	Op
Lebanon	W	48 14
Cedarville	W	55 8
Cincinnati Friars	W	31 27
Defiance	W	55 28
Antioch	W	31 24
Capital	W	45 20
Cincinnati	W	49 18
Old Boys	W	34 33
Notre Dame	W	27 21
Wilmington	W	41 14

1911-12

SEASON RECORD: 13-0
HEAD COACH: HARRY SOLIMANO

Opponent	UD	Op
Medway Col	W	21 18
Wilmington	W	47 10
Wittenberg	W	31 9
Heidelberg	W	33 19
Otterbein	W	37 6
Antioch	W	32 19
St. John's (Toledo)	W	37 23
Denison	W	33 18
Notre Dame Forfeit	W	2 0
Alumni	W	39 29
Cincinnati Friars	W	41 24
Ohio Northern	W	31 21
Marietta	W	29 16

1912-13

SEASON RECORD: 11-0
HEAD COACH: HARRY SOLIMANO

Opponent	UD	Op
Lafayette	W	75 1
Ohio Northern	W	40 23
Wilmington	W	80 11
Heidelberg	W	49 34

Defiance	W	46 32
Otterbein	W	35 21
Marietta	W	50 16
Cincinnati Friars	W	50 28
Michigan Aggies	W	29 26
Rose Poly	W	59 29
Cincinnati Friars	W	52 25

1913-14

SEASON RECORD: 5-4
HEAD COACH: HARRY SOLIMANO

Opponent	UD	Op
Muskingum	W	39 33
Ohio State	L	16 23
Otterbein	W	28 18
Heidelberg	L	18 21
Ohio U	W	22 16
Denison	L	9 51
Kenyon	W	36 31
Defiance	W	48 23
Marietta	L	19 28

1914-15

SEASON RECORD: 4-4
HEAD COACH: AL MAHRT

Opponent	UD	Op
Antioch	W	26 18
Ohio State	L	19 30
Xenia Bradies	W	37 18
Denison	L	16 34
Muskingum	W	46 25
Western Reserve	L	25 28
Heidelberg	W	30 18
Xenia Bradies	L	22 24

1915-16

Season Record: 11-2
Head Coach: Alfred McCray

Opponent	UD	Op
Antioch	W	40 13
Ohio State	W	24 23
Capital	W	45 26
St. John's (Toledo)	W	57 26
Otterbein	W	50 37
Capital	W	50 26
Defiance	W	61 13
Alumni	L	25 27
Otterbein	W	39 12
Heidelberg	W	44 22
W. Lafayette	W	31 16
Muskingum	L	36 38
Alumni	W	22 19

1916-17

SEASON RECORD: 8-3
HEAD COACH: ALFRED MCCRAY

Opponent	UD	Op
DeSales	W	46 19
Capital	W	41 26
Miami/Ohio	L	26 33
Antioch	W	37 12
Ohio Northern	W	31 17
Wabash	L	22 30
St. John's (Toledo)	W	22 14
DePauw	W	49 26

Buffalo German	W	32 20
Muskingum	W	32 18
Alumni	L	27 34

1917-18

SEASON RECORD: 2-4
HEAD COACH: AL MAHRT

Opponent	UD	Op
Western Reserve	W	29 19
Orchard Lake	L	13 30
Detroit	L	15 38
St. John's (Toledo)	L	15 32
Muskingum	W	45 23
Alumni	L	19 26

1918-19

SEASON RECORD: 3-4
HEAD COACH: AL MAHRT

Opponent	UD	Op
Antioch	L	24 28
Toledo	L	6 42
Orchard Lake	W	12 11
Wittenberg	L	15 18
Mount Union	W	22 21
Otterbein	W	34 17
Alumni	L	11 31

1919-20

SEASON RECORD: 5-8
HEAD COACH: HARRY SOLIMANO

Opponent	UD	Op
Cedarville	W	47 11
Defiance	W	21 5
Capital	L	10 44
Otterbein	L	21 23
St. John's (Toledo)	L	12 13
Detroit	L	10 25
Capital	L	23 29
St. John's (Toledo)	W	18 14
Xavier	W	24 18
Toledo	L	15 23
Wilmington	W	21 14
Alumni	L	9 30
Cadets	L	13 34

1920-21

SEASON RECORD: 6-16
HEAD COACH: DUTCH THIELE

Opponent	UD	Op
Antioch	W	21 18
Cedarville	W	43 11
Ohio Northern	L	20 21
Mount Union	L	17 27
Valparaiso	L	17 38
Wabash	L	12 42
Notre Dame	L	19 42
DePaul	L	20 33
Defiance	W	38 20
Baldwin-Wallace	L	27 30
Detroit	L	19 27
St. Mary's	L	13 25
St. John's (Toledo)	L	13 22
Ball State	W	38 10
Xavier	L	18 21
Springfield K.C.	W	29 21
Springfield S.C.	L	13 27
Baldwin-Wallace	W	23 14
Baldwin-Wallace	L	19 27
Bethany	L	19 23
Muskingum	L	21 41
Alumni	L	27 30

1921-22

SEASON RECORD: 6-8
HEAD COACH: WILLIAM SHERRY

Opponent	UD	Op
Huntington	L	9 14
Ball State	L	15 25
Muskingum	W	24 14
Wilmington	W	23 18
Kenyon	W	22 10
Xavier	L	13 27
Huntington	W	16 15
Capital	W	24 21
Thiel College	L	10 12
Xavier	W	14 10
Muskingum	L	22 29
Capital	L	28 39

Baldwin-Wallace	L	13 27
Bluffton	L	15 16

1922-23

SEASON RECORD: 8-8
HEAD COACH: VAN HILL

Opponent	UD	Op
Kent	W	26 11
Wilmington	L	15 17
Capital	L	26 30
Bluffton	W	25 23
Ashland	L	22 38
Defiance	W	27 12
Capital	W	24 12
Wilmington	L	18 28
Antioch	L	8 31
Baldwin-Wallace	W	22 16
Wooster	W	28 24
Kenyon	L	30 31
Baldwin-Wallace	L	18 21
Western Reserve	L	16 17
Ashland	W	32 15
Alumni	W	19 18

1923-24

SEASON RECORD: 9-5
HEAD COACH: HARRY BAUJAN

Opponent	UD	Op
Bowling Green	W	31 15
Capital	L	16 24
Wilmington	L	22 24
Bowling Green	W	30 24
Huntington	W	21 17
John Carroll	L	19 23
St. John's (Toledo)	W	41 13
Wilmington	W	24 21
Capital	W	19 15
Huntington	W	33 15
St. Mary's	W	19 11
St. John's (Toledo)	W	25 18
John Carroll	L	11 12
Alumni	L	12 23

1924-25

SEASON RECORD: 9-11
HEAD COACH: HARRY BAUJAN

Opponent	UD	Op
Georgetown/Ky.	L	13 18
Butler	L	22 28
Wilmington	L	18 34
Cincinnati Gym Club	L	20 21
Rio Grande	W	26 24
Capital	L	19 38
Detroit	L	16 23
Assumption	W	22 19
St. John's (Toledo)	W	17 12
Cedarville	W	31 12
Wilmington	L	22 25
Spencerian	W	31 15
at Cincinnati	W	26 25
Bowling Green	W	30 15
John Carroll	L	9 29
Cincinnati YMCA	L	18 30
Cedarville	L	19 20
Alumni	L	19 21
Capital	W	24 20
St. John's (Toledo)	W	26 22

1925-26

SEASON RECORD: 7-8
HEAD COACH: HARRY BAUJAN

Opponent	UD	Op
----------	----	----



YEAR-BY-YEAR RESULTS

2007 DAYTON BASKETBALL

1926-27

SEASON RECORD: 10-9
HEAD COACH: HARRY BAUJAN

Table with columns: Opponent, UD, Op. Rows include Cedarville, Muskingum, Bowling Green, Wilmington, St. John's (Toledo), Ohio Northern, Kenyon, Antioch, Wilmington, Muskingum, Huntington, Ohio Northern, Wittenberg, Antioch, Bowling Green, Detroit, Assumption, Wittenberg, Alumni.

1927-28

SEASON RECORD: 11-5
HEAD COACH: HARRY BAUJAN

Table with columns: Opponent, UD, Op. Rows include Defiance, Wittenberg, Antioch, Wilmington, Bowling Green, Ohio Wesleyan, Bluffton, Capital, Wilmington, Antioch, Muskingum, Assumption, Wittenberg, Bowling Green, St. Mary's, Detroit.

1928-29

SEASON RECORD: 9-10
HEAD COACH: GEORGE FITZGERALD

Table with columns: Opponent, UD, Op. Rows include Bluffton, Ohio Wesleyan, Bliss College, Muskingum, Capital, Wilmington, Ohio Wesleyan, Denison, Xavier, Denison, Earlham, Wittenberg, Wilmington, Xavier, Cincinnati, Alumni, St. Viator, DePaul, Loyola/Ill.

1929-30

SEASON RECORD: 4-14
HEAD COACH: BILL BELANICH

Table with columns: Opponent, UD, Op. Rows include Cedarville, Wittenberg, Assumption, Detroit, Bliss, St. Xavier, Loyola/Ill., Earlham, Wilmington, Cincinnati, Cedarville, Wittenberg, Denison, Wilmington, St. Xavier.

Table with columns: Opponent, UD, Op. Rows include Cincinnati, Detroit, Denison.

1930-31

SEASON RECORD: 2-15
HEAD COACH: BILL BELANICH

Table with columns: Opponent, UD, Op. Rows include Cedarville, Defiance, Heidelberg, Ohio Wesleyan, John Carroll, Wittenberg, Detroit, Defiance, Cedarville, Xavier, Ohio Wesleyan, Xavier, Wilmington, Heidelberg, Wilmington, Detroit, Wittenberg.

1931-32

SEASON RECORD: 3-12
HEAD COACH: BILL BELANICH

Table with columns: Opponent, UD, Op. Rows include Cedarville, at Cincinnati, Defiance, Wilmington, Xavier, Earlham, Cedarville, Detroit, Xavier, Wilmington, Earlham, Toledo, John Carroll, Cleveland State, Alumni.

1932-33

SEASON RECORD: 7-7
HEAD COACH: BILL BELANICH

Table with columns: Opponent, UD, Op. Rows include at Cincinnati, Denison, John Carroll, Cleveland State, Earlham, Otterbein, Earlham, Alumni, Toledo, Denison, Wilmington, Toledo, Bowling Green, Detroit.

1933-34

SEASON RECORD: 9-7
HEAD COACH: LOUIS TSCHUDI

Table with columns: Opponent, UD, Op. Rows include Alfred Holbrook, Ohio State, Toledo, Wilmington, Earlham, Toledo, John Carroll, Bliss, Wittenberg, Toledo, Toledo, Adrian, Alumni, Wittenberg, Earlham, Otterbein.

1934-35

SEASON RECORD: 4-11
HEAD COACH: LOUIS TSCHUDI

Table with columns: Opponent, UD, Op. Rows include Griffin College, at Cincinnati, Marshall, Ohio U, Ohio Wesleyan, Earlham, Wittenberg, Earlham, Wittenberg, Ohio U, Wilmington, Adrian, Toledo, Detroit, Marshall.

1935-36

SEASON RECORD: 3-13
HEAD COACH: JOE HOLSINGER

Table with columns: Opponent, UD, Op. Rows include Defiance, Miami/Ohio, Wittenberg, Marshall, at Cincinnati, Toledo, Earlham, Ohio U, Miami/Ohio, Marshall, Wittenberg, Cincinnati, Wilmington, Ohio U, Ohio Wesleyan, Ohio Wesleyan.

1936-37

SEASON RECORD: 7-12
HEAD COACH: JOE HOLSINGER

Table with columns: Opponent, UD, Op. Rows include Middletown Elks, Toledo, Detroit, Middletown, Marshall, Ohio Wesleyan, Wittenberg, Miami/Ohio, Ohio U, Wittenberg, Ohio Wesleyan, Western Reserve, Akron, Ohio U, Cincinnati, Marshall, Miami/Ohio, Wilmington, at Cincinnati.

1937-38

SEASON RECORD: 6-11
HEAD COACH: JOE HOLSINGER

Table with columns: Opponent, UD, Op. Rows include Mount Union, Hawaiian All-Star, Ohio Wesleyan, Wittenberg, Miami/Ohio, Marshall, Western Reserve, at Cincinnati, Ohio U, Ohio Wesleyan, Miami/Ohio, Marshall, Western Reserve, at Cincinnati, Ohio U, Ohio Wesleyan, Miami/Ohio, Wilmington, Cincinnati, Toledo, Wittenberg, Marshall.

1938-39

SEASON RECORD: 2-12
HEAD COACH: JOE HOLSINGER

Table with columns: Opponent, UD, Op. Rows include Ohio U, at Cincinnati, Miami/Ohio, Ohio Wesleyan, Marshall, Wittenberg, Cincinnati, Ohio Wesleyan, Miami/Ohio, Mount Union, Toledo, Wittenberg, Marshall, Ohio U.

1939-40

SEASON RECORD: 4-17
HEAD COACH: JAMES CARTER

Table with columns: Opponent, UD, Op. Rows include Mount Union, Rhode Island, St. Joseph's/Pa., Long Island, St. John's/N.Y., Scranton, Miami/Ohio, Wittenberg, Ohio U, Xavier, Marshall, Ohio Wesleyan, Miami/Ohio, Cincinnati, Xavier, Cincinnati, Wittenberg, Marshall, Toledo, Ohio Wesleyan, Ohio U.

1940-41

SEASON RECORD: 9-14
HEAD COACH: JAMES CARTER

Table with columns: Opponent, UD, Op. Rows include Cedarville, Wittenberg, St. Joseph's/Ind., Wilmington, Mount Union, Ashland, Youngstown, Ohio Wesleyan, Xavier, Ohio U, Marshall, Bradley, Cincinnati, Wittenberg, Miami/Ohio, Toledo, Ohio Wesleyan, Marshall, at Cincinnati, Miami/Ohio, Ohio University, Toledo, Xavier.

1941-42

SEASON RECORD: 12-6
HEAD COACH: JAMES CARTER

Table with columns: Opponent, UD, Op. Rows include Rio Grande, Wilmington, Wittenberg, Wichita State, Cedarville, Marshall, Ohio U, Xavier, Miami/Ohio.

Table with columns: Opponent, UD, Op. Rows include at Cincinnati, Youngstown, Ohio U, Miami/Ohio, Cincinnati, Indiana Tech, Wittenberg, Marshall, Xavier.

1942-43

SEASON RECORD: 9-8
HEAD COACH: JAMES CARTER

Table with columns: Opponent, UD, Op. Rows include Wittenberg, Wilmington, Ohio U, Wittenberg, Marshall, Miami/Ohio, Cincinnati, Cedarville, Miami/Ohio, Patterson Field, Xavier, Marshall, Ohio U, Patterson Field, Cincinnati, Bowling Green, Xavier.

Program suspended because of World War II from 1943 to 1945.

1945-46

SEASON RECORD: 3-13
HEAD COACH: JAMES CARTER

Table with columns: Opponent, UD, Op. Rows include at Cincinnati, Ohio U, Miami/Ohio, Cincinnati, Bowling Green, Camp Atterbury, Xavier, Marshall, Ohio U, Xavier, Wright Field, Miami/Ohio, Camp Atterbury, Wittenberg, Marshall, Bradley.

1946-47

SEASON RECORD: 4-17
HEAD COACH: JAMES CARTER

Table with columns: Opponent, UD, Op. Rows include Wittenberg, Youngstown, Akron, Ohio U, Miami/Ohio, Youngstown, Xavier, Anderson, Kentucky, Toledo, Marshall, Bowling Green, at Cincinnati, Bradley, Cincinnati, Xavier, Ohio U, Marshall, Miami/Ohio, Wittenberg, Toledo.

YEAR-BY-YEAR RESULTS

1947-48

SEASON RECORD: 12-14

HEAD COACH: TOM BLACKBURN

Rankings						
Date	UD	Op	Opponent	UD	Op	Att
Dec 6	---	---	Wright Field	W	61 30	900
Dec 9	---	---	Ohio University	L	40 46	---
Dec 13	---	---	Youngstown State	W	50 43	---
Dec 16	---	---	Miami/Ohio	W	64 53	---
Dec 20	---	---	Cedarville	* W	73 49	---
Jan 3	---	---	at Louisville	L	53 69	---
Jan 6	---	---	Rio Grande	W	77 33	---
Jan 10	---	---	at Hamline	L	43 58	---
Jan 13	---	---	at Bliss	W	69 51	---
Jan 17	---	---	at Bradley	L	46 79	---
Jan 20	---	---	Cincinnati	L	43 61	---
Jan 24	---	---	Wilmington	W	73 49	---
Jan 29	---	---	Detroit	W	54 50	---
Jan 31	---	---	Concordia	W	100 47	---
Feb 3	---	---	at Cincinnati	L	34 68	---
Feb 5	---	---	at Toledo	L	39 53	---
Feb 6	---	---	at Bowling Green	L	68 71	---
Feb 7	---	---	at Detroit	W	32 28	---
Feb 10	---	---	Xavier	L	52 72	---
Feb 12	---	---	Baldwin-Wallace	L	58 71	---
Feb 14	---	---	at Anderson	L	65 86	---
Feb 20	---	---	at Wright Field	W	71 38	---
Feb 23	---	---	Toledo	L	35 45	---
Feb 24	---	---	at Xavier	L	32 57	3,000
Feb 28	---	---	at Miami/Ohio	L	45 89	---
Mar 1	---	---	at Marshall	W	58 52	---

* at Xenia High School

1948-49

NATIONAL CATHOLIC INVITATIONAL

SEASON RECORD: 16-14

HEAD COACH: TOM BLACKBURN

Rankings						
Date	UD	Op	Opponent	UD	Op	Att
Dec 1	---	---	Cedarville	W	69 33	---
Dec 4	---	---	Eastern Kentucky	L	40 48	---
Dec 8	---	---	Louisville	W	58 55	---
Dec 10	---	---	at John Carroll	W	48 46	---
Dec 13	---	---	vs Cedarville	* W	70 64	---
Dec 14	---	---	Miami/Ohio	L	37 41	---
Dec 16	---	---	at Niagara	L	59 62	---
Dec 18	---	---	at St. Bonaventure	2ot L	49 51	---
Dec 20	---	---	at Seton Hall	L	47 55	---
Dec 22	---	---	at Morris Harvey	ot W	78 71	---
Dec 30	---	---	Anderson	W	63 49	---
Jan 4	---	---	Manchester	W	57 48	---
Jan 10	---	---	Marshall	W	67 55	---
Jan 12	---	---	Ohio Wesleyan	* L	45 51	---
Jan 21	---	---	at Ohio University	W	52 47	---
Jan 22	---	---	at Marshall	L	54 60	---
Jan 25	---	---	Kentucky Wesleyan	W	60 43	---
Jan 31	---	---	at Toledo	L	61 64	---
Feb 5	---	---	John Carroll	W	61 40	---
Feb 7	---	---	Ohio University	L	40 57	---
Feb 10	---	---	Toledo	W	48 42	---
Feb 15	---	---	Xavier	L	48 66	2,500
Feb 16	---	---	at Anderson	W	73 57	---
Feb 19	---	---	Bowling Green	# L	38 56	---
Feb 23	---	---	at Miami/Ohio	W	71 55	---
Feb 27	---	---	at Xavier	L	44 49	4,000
Feb 28	---	---	at Kentucky Wesleyan	W	80 68	---
Mar 1	---	---	at Marshall	L	57 60	---

National Catholic Invitational (Denver, Colo.)
 Mar 20 --- --- vs Lorain W 53 52 ---
 Mar 23 --- --- vs St. Benedict L 55 59 ---
 * at Xenia High School; # at Oakwood High School

1949-50

SEASON RECORD: 24-8

HEAD COACH: TOM BLACKBURN

Rankings						
Date	UD	Op	Opponent	UD	Op	Att
Nov 29	---	---	Cedarville	W	50 36	---
Dec 3	---	---	Wilmington	W	64 47	---
Dec 6	---	---	Anderson	W	68 52	---
Dec 9	---	---	vs Cedarville	* W	41 40	---
Dec 11	---	---	Dayton Industrial	W	67 45	1,000
Dec 13	---	---	at Miami/Ohio	W	68 50	---
Dec 16	---	---	at Tennessee	W	57 38	---

Dec 17	---	---	at Chattanooga	W	87 39	---
Dec 18	---	---	Tampa	W	53 37	---
Dec 20	---	---	Manchester	W	66 51	---
Dec 22	---	---	at Loyola/Ill.	L	46 69	---
Dec 30	---	---	Charleston/W.Va.	W	78 68	---
Jan 1	---	---	Arizona State	W	66 51	---
Jan 3	---	---	Marshall	W	68 41	---
Jan 7	---	---	Loyola/Md.	W	68 42	---
Jan 10	---	---	at Ohio University	W	71 61	---
Jan 22	---	---	at Xavier	W	65 55	4,500
Jan 24	---	---	at Bowling Green	L	56 81	---
Jan 25	---	---	at Baldwin-Wallace	L	60 66	---
Jan 26	---	---	at Muskingum	L	68 71	---
Jan 27	---	---	at Kent State	L	61 80	---
Jan 31	---	---	Berea	W	61 52	---
Feb 4	---	---	at Marshall	L	74 81	---
Feb 5	---	---	Youngstown State	W	74 61	---
Feb 7	---	---	Ohio University	W	75 50	---
Feb 12	---	---	Xavier	W	59 42	3,500
Feb 14	---	---	Baldwin-Wallace	W	65 60	---
Feb 15	---	---	at Eastern Kentucky	L	55 72	---
Feb 21	---	---	Miami/Ohio	W	56 42	---

Ohio Catholic Tournament (Cleveland, Ohio)
 Feb 24 --- --- vs John Carroll W 66 56 ---
 Mar 2 --- --- vs Xavier W 59 51 1,114
 Mar 3 --- --- vs Loyola/Ill. L 56 60 ---
 * at Xenia High School

1950-51

NIT RUNNERUP

SEASON RECORD: 27-5

HEAD COACH: TOM BLACKBURN

Rankings						
Date	UD	Op	Opponent	UD	Op	Att
Dec 2	---	---	Central Missouri State	L	47 50	4,000
Dec 6	---	---	Bowling Green	W	57 45	5,808
Dec 8	---	---	at Anderson	W	71 41	---
Dec 9	---	---	vs Evansville	! L	54 60	---
Dec 12	---	---	at Miami/Ohio	W	60 47	---
Dec 15	---	---	at Eastern Kentucky	L	66 72	---
Dec 16	---	---	at Berea	W	74 53	---
Dec 19	---	---	John Carroll	W	72 45	5,808
Dec 21	---	---	Tennessee	W	76 61	5,808
Dec 30	---	---	Arizona State	W	94 68	5,808
Jan 7	---	---	Loyola/Ill.	W	74 46	5,808
Jan 13	---	---	Muskingum	W	100 71	5,808
Jan 15	---	---	at Ohio University	W	75 66	---
Jan 17	---	---	Louisville	W	68 61	5,808
Jan 20	---	12	Toledo	W	64 46	5,808
Jan 24	---	---	Eastern Kentucky	W	76 60	5,808
Jan 27	---	---	Kent State	W	66 46	5,808
Feb 3	---	20	at Toledo	W	67 56	4,800
Feb 5	---	---	at Youngstown State	L	73 76	---
Feb 7	18	---	Loyola/Md.	W	74 54	5,808
Feb 10	18	---	Chattanooga	W	69 44	5,808
Feb 11	18	---	at Xavier	W	63 57	4,800
Feb 14	17	---	Baldwin-Wallace	W	69 55	5,808
Feb 17	17	14	at Louisville	W	70 66	---
Feb 21	14	---	Miami/Ohio	W	62 53	5,808
Feb 23	14	---	at John Carroll	W	73 42	---
Feb 24	14	---	at Baldwin-Wallace	W	63 53	---
Mar 3	14	---	Xavier	W	77 53	5,808

National Invitation Tournament (MSG, New York, N.Y.)
 Mar 10 13 --- vs Lawrence W 77 71 9,251
 Mar 13 13 12 vs Arizona W 74 68 9,630
 Mar 15 13 9 vs St. John's ot W 69 62 16,815
 Mar 17 13 11 vs Brigham Young L 43 62 18,379
 ! at Owensboro, Ky.

1951-52

NCAA SWEET 16 & NIT RUNNERUP

SEASON RECORD: 28-5

HEAD COACH: TOM BLACKBURN

Rankings						
Date	UD	Op	Opponent	UD	Op	Att
Nov 28	---	---	Berea	W	77 40	5,808
Dec 1	---	---	Evansville	W	98 49	5,808
Dec 5	---	17	Louisville	ot W	76 79	5,808
Dec 7	---	---	at Loyola/La.	W	67 64	---
Dec 10	---	---	at Southern Miss	W	59 57	---
Dec 12	---	---	at Miami/Ohio	L	60 61	---
Dec 15	---	---	Cent. Missouri St.	ot W	61 57	5,808
Dec 23	---	---	Loyola/La.	W	59 48	5,808
Dec 27	---	---	Hamline	W	78 56	5,808



Tom Blackburn took over the Flyer basketball team in 1947 following two post-war seasons with a combined 7-30 record. Blackburn, a stern disciplinarian, quickly took UD to new heights and established Dayton as a national power. With the success of the Flyers, Blackburn oversaw the building of the UD Fieldhouse (now Frericks Center). In his Hall of Fame career, Blackburn engineered two victories over the nation's #1 teams, six trips to the NIT Final (finally winning in 1962) and a #2 ranking for much of the 1955-56 season. In 1964, he lost his battle with cancer at the age of 58, but his legacy had been long established.

Dec 29	---	7	at St. John's	MSG L	60 62	12,653
Jan 1	---	---	Southern Miss	W	97 73	5,808
Jan 5	---	16	Murray State	W	69 55	5,808
Jan 9	20	---	Ohio University	W	101 71	5,808
Jan 12	20	---	John Carroll	W	89 62	5,808
Jan 16	19	---	Eastern Kentucky	W	90 73	5,808
Jan 18	19	---	at Loyola/Ill.	W	91 71	---
Jan 24	16	---	Georgetown	W	80 74	5,808
Jan 27	16	---	Xavier	W	67 60	5,808
Feb 2	14	---	Toledo	W	61 44	5,808
Feb 6	11 13	---	at Louisville	W	72 71	---
Feb 9	11	---	at Toledo	W	55 53	---
Feb 12	11	---	at Bowling Green	W	70 68	---
Feb 14	11	---	at East. Kentucky	W	60 59	---
Feb 16	11	---	Baldwin-Wallace	W	97 64	5,808
Feb 20	11	---	Miami/Ohio	W	65 56	5,808
Feb 24	11	---	at Xavier	W	82 80	12,020
Mar 1	11	---	at Baldwin-Wallace	W	75 66	---

National Invitation Tournament (MSG, New York, N.Y.)
 Mar 8 11 --- vs New York U. W 81 66 18,442
 Mar 11 11 5 vs St. Louis W 68 58 14,112
 Mar 13 11 15 vs St. Bonaventure W 69 62 17,131
 Mar 15 11 --- vs La Salle L 64 75 18,485

NCAA Tournament (Chicago Stadium, Chicago, Ill.)
 Mar 21 11 2 vs Illinois L 61 80 14,147
 Mar 22 11 --- vs Princeton W 77 61 ---

1952-53

SEASON RECORD: 16-13

HEAD COACH: TOM BLACKBURN

RANKINGS						
Date	UD	Op	Opponent	UD	Op	Att
Dec 3	---	---	Gustavus Adolphus	W	84 70	5,808
Dec 6	---	---	Manchester	W	105 65	5,808
Dec 10	---	---	Miami/Ohio	L	53 61	5,808
Dec 14	---	1	La Salle	ot L	64 73	5,962
Dec 17	---	---	Eastern Kentucky	W	72 62	5,808
Dec 20	---	---	Baldwin-Wallace	W	89 58	5,808





YEAR-BY-YEAR RESULTS

2007 DAYTON BASKETBALL

Dec 27	---	---	at Murray State	L	70	84	---	
Jan 3	---	---	Fordham	L	59	64	5,808	
Jan 5	---	---	at Duquesne	2ot	W	72	70	
Jan 7	---	---	at Louisville	L	70	76	---	
Jan 11	---	---	Loyola/La.	W	83	59	5,808	
Jan 13	---	---	at New York U.	W	82	75	7,122	
Jan 15	---	2	at Seton Hall	L	74	82	---	
Jan 18	---	---	at Xavier	L	68	70	3,876	
Jan 21	---	---	Loyola/Il.	W	73	63	5,808	
Jan 23	---	---	at Loyola/Il.	ot	L	69	75	
Jan 24	---	---	Duquesne	2ot	W	68	66	5,808
Jan 31	---	---	Toledo	W	90	58	5,808	
Feb 2	---	---	at Loyola/La.	W	70	65	---	
Feb 4	---	8	at Western Kentucky	L	77	88	---	
Feb 8	---	---	Canisius	W	70	43	5,808	
Feb 14	---	17	Louisville	L	63	69	5,808	
Feb 18	---	---	at Miami/Ohio	L	65	74	---	
Feb 21	---	---	at Toledo	L	62	78	---	
Feb 22	---	---	Xavier	W	81	63	5,808	
Feb 24	---	---	at Villanova	L	70	80	---	
Feb 26	---	---	Bowling Green	W	81	56	5,808	
Mar 1	---	1	Seton Hall	W	71	65	6,054	
Mar 3	---	17	at Eastern Kentucky	ot	W	73	68	

1953-54 NIT QUARTERFINALIST

SEASON RECORD: 25-7
HEAD COACH: TOM BLACKBURN

Rankings								
Date	UD	Op	Opponent	UD	Op	Att		
Nov 28	---	---	at Canisius	W	79	63	---	
Dec 2	---	---	Gustavus Adolphus	W	90	62	5,808	
Dec 5	---	---	Eastern Kentucky	W	73	65	5,808	
Dec 9	15	---	at Miami/Ohio	L	70	72	---	
Dec 12	15	---	Ohio Wesleyan	W	98	71	5,808	
Dec 16	---	---	Louisville	W	78	61	5,808	
Dec 19	---	---	Baldwin-Wallace	W	78	48	5,808	
Dec 23	16	---	Toledo	W	75	64	5,808	
Dec 26	16	---	Arizona State	W	93	65	5,808	
Jan 2	---	---	Murray State	W	98	68	5,808	
Jan 4	---	2	at Duquesne	L	52	70	---	
Jan 9	14	---	vs Iona	MSG	W	68	64	5,278
Jan 11	14	---	at Seton Hall	W	67	65	---	
Jan 13	17	5	W. Kentucky	3ot	L	75	79	
Jan 16	17	---	at La Salle	L	58	82	5,956	
Jan 20	---	---	Seton Hall	W	76	61	5,808	
Jan 22	---	---	at Cincinnati	W	71	69	7,037	
Jan 24	---	---	Xavier	W	66	58	5,808	
Jan 30	18	---	Villanova	W	75	65	5,808	
Feb 2	---	---	at Loyola/La.	L	68	78	---	
Feb 4	---	---	at Memphis	W	66	59	---	
Feb 6	---	---	at Loyola/Il.	W	86	78	---	
Feb 7	---	---	Loyola/La.	W	78	70	5,808	
Feb 10	---	---	Miami/Ohio	W	80	69	5,808	
Feb 13	---	---	at Louisville	W	75	71	---	
Feb 17	17	---	Cincinnati	W	91	66	5,808	
Feb 21	17	---	at Xavier	W	81	63	7,746	
Feb 23	16	---	at Toledo	W	67	63	---	
Feb 25	16	---	at Bowling Green	L	73	107	---	
Feb 27	16	1	Duquesne	W	64	54	5,808	

National Invitation Tournament (MSG, New York, N.Y.)

Mar 6	14	---	vs Manhattan	W	90	79	16,259
Mar 9	15	---	vs Niagara	L	74	77	10,257

1954-55 NIT RUNNERUP

SEASON RECORD: 25-4
HEAD COACH: TOM BLACKBURN

Rankings								
Date	UD	Op	Opponent	UD	Op	Att		
Dec 1	---	---	Gustavus Adolphus	W	82	63	5,808	
Dec 4	---	---	Memphis	W	88	69	5,808	
Dec 7	7	---	at Miami/Ohio	W	87	67	---	
Dec 11	7	---	Bowling Green	W	109	39	5,808	
Dec 15	5	12	Louisville	ot	W	71	67	5,808
Dec 18	5	---	Pacific	W	73	66	5,808	
Dec 21	6	---	Oregon	W	71	55	5,808	
ECAC Holiday Festival (MSG, New York, N.Y.)								
Dec 27	6	---	vs St. John's	W	70	56	12,105	
Dec 29	4	8	vs Duquesne	L	75	90	16,015	
Dec 31	4	15	vs UCLA	L	92	104	12,135	
Jan 5	10	---	Canisius	W	68	54	5,808	
Jan 8	10	17	at Villanova	W	59	52	---	

Jan 10	10	2	at Duquesne	W	68	67	---	
Jan 12	12	---	Cincinnati	L	78	85	5,808	
Jan 19	18	---	Western Kentucky	W	91	73	5,808	
Jan 21	18	---	at Louisville	ot	W	69	67	
Jan 30	15	---	at Xavier	W	91	80	10,541	
Feb 1	15	---	at Western Kentucky	W	73	67	---	
Feb 3	15	---	at Murray State	W	49	45	---	
Feb 9	16	---	Miami/Ohio	W	78	62	5,808	
Feb 13	16	---	Loyola/La.	W	94	79	5,808	
Feb 18	13	12	at Cincinnati	W	80	69	6,433	
Feb 20	13	---	Xavier	W	71	60	5,808	
Feb 23	11	---	Toledo	W	98	63	5,808	
Feb 26	11	4	Duquesne	W	67	58	5,808	
Mar 3	10	---	Seton Hall	W	85	67	5,808	
National Invitation Tournament (MSG, New York, N.Y.)								
Mar 15	9	20	vs Saint Louis	W	97	81	9,850	
Mar 17	9	---	vs St. Francis/Pa.	ot	W	79	73	16,485
Mar 18	9	6	vs Duquesne	L	58	70	18,496	

1955-56 NIT RUNNERUP


SEASON RECORD: 25-4
HEAD COACH: TOM BLACKBURN

Rankings								
Date	UD	Op	Opponent	UD	Op	Att		
Dec 1	---	---	Pepperdine	W	75	35	5,808	
Dec 3	---	---	Gustavus Adolphus	W	87	61	5,808	
Dec 7	7	---	Miami/Ohio	W	73	50	5,942	
Dec 10	7	---	at Toledo	W	62	59	---	
Dec 14	7	---	Idaho	W	93	56	5,808	
Dec 16	7	14	at Cincinnati	W	66	57	7,126	
UK Invitational Tournament (Memorial Coliseum: Lexington, Ky.)								
Dec 20	4	3	vs Utah	W	77	73	---	
Dec 21	4	9	at Kentucky	W	89	74	---	
Dec 28	2	---	Washington & Lee	W	86	54	5,808	
Jan 5	3	---	Duquesne	W	68	52	5,808	
Jan 7	3	---	at Iona	W	83	64	5,012	
Jan 14	2	---	at Canisius	W	82	73	---	
Jan 18	2	---	Villanova	W	71	50	5,808	
Jan 21	2	---	Xavier	W	81	73	5,808	
Jan 28	2	9	Louisville	ot	L	64	66	5,808
Feb 1	2	---	Loyola/Il.	W	75	37	5,808	
Feb 4	2	---	at Loyola/La.	W	82	62	---	
Feb 7	2	---	at Miami/Ohio	W	86	73	---	
Feb 11	2	---	St. Francis/Pa.	W	76	41	5,808	
Feb 15	2	19	Memphis	W	85	71	5,808	
Feb 17	2	4	at Louisville	L	56	59	---	
Feb 19	2	---	at Xavier	W	85	75	14,284	
Feb 22	4	---	Seattle	W	80	48	5,808	
Feb 25	4	---	Eastern Kentucky	W	90	76	5,808	
Feb 29	3	---	at Duquesne	L	86	87	---	
Mar 3	3	---	Cincinnati	W	71	58	5,808	
National Invitation Tournament (MSG, New York, N.Y.)								
Mar 20	3	---	vs Xavier	W	72	68	11,231	
Mar 22	3	---	vs St. Francis/N.Y.	W	89	58	16,125	
Mar 24	3	6	vs Louisville	L	80	93	15,763	

1956-57 NIT QUARTERFINALIST

SEASON RECORD: 19-9
HEAD COACH: TOM BLACKBURN

Rankings								
Date	UD	Op	Opponent	UD	Op	Att		
Dec 1	---	---	Gustavus Adolphus	W	84	48	5,808	
Dec 5	---	---	Miami/Fla.	W	87	48	5,808	
Dec 8	---	---	at DePaul	L	59	67	---	
Dec 12	15	---	at Miami/Ohio	W	67	65	---	
Dec 15	15	---	Cincinnati	L	53	65	5,808	
Dec 18	---	---	Cal State-Los Angeles	W	78	41	5,808	
UK Invitational Tournament (Memorial Coliseum: Lexington, Ky.)								
Dec 21	---	5	vs Illinois	L	65	82	---	
Dec 22	---	4	vs SMU	L	59	67	---	
Bluegrass Tournament (Freedom Hall: Louisville, Ky.)								
Dec 28	---	---	vs Duquesne	W	88	45	15,400	
Dec 29	---	8	at Louisville	ot	L	53	61	---
Jan 3	---	---	Duquesne	L	71	79	5,808	
Jan 8	---	14	Canisius	W	65	58	5,808	
Jan 10	---	---	at St. Francis/N.Y.	W	84	60	4,123	
Jan 13	---	---	at Xavier	W	61	59	7,130	
Jan 19	---	---	Eastern Kentucky	W	81	61	5,808	
Jan 26	---	4	at Louisville	L	56	57	---	
Jan 30	---	---	DePaul	W	75	58	5,808	
Feb 2	---	---	Morehead State	W	80	67	5,808	



Jack Sallee played in more than 90 Flyer victories, and finished his career third all-time in points (behind Don Meineke and John Horan).

Feb 6	---	---	Miami/Ohio	2ot	W	68	67	5,813
Feb 8	---	---	at Villanova	W	102	70	---	
Feb 12	---	---	Loyola/La.	W	75	63	5,808	
Feb 14	---	---	Regis	W	97	53	5,808	
Feb 20	---	---	Xavier	L	65	68	5,808	
Feb 23	---	7	Louisville	W	50	48	5,808	
Feb 27	---	---	Toledo	W	90	47	5,808	
Mar 1	---	---	at Cincinnati	W	67	63	7,088	
National Invitation Tournament (MSG, New York, N.Y.)								
Mar 16	---	---	vs St. Peter's	W	79	71	15,135	
Mar 19	---	---	vs Temple	L	66	77	10,543	

1957-58 NIT RUNNERUP

SEASON RECORD: 25-4
HEAD COACH: TOM BLACKBURN

Rankings								
Date	UD	Op	Opponent	UD	Op	Att		
Dec 4	---	---	Morris Harvey	W	62	43	5,808	
Dec 7	---	---	Ball State	W	58	41	5,808	
Dec 11	---	---	Miami/Ohio	L	59	63	5,808	
Dec 14	---	---	St. Mary's/Calif.	W	69	50	5,808	
Dec 17	---	---	Ohio University	W	58	41	5,808	
Dec 19	---	---	Fordham	W	64	35	5,808	
Dec 21	---	---	Utah State	W	66	47	5,808	
ECAC Holiday Festival (MSG, New York, N.Y.)								
Dec 26	---	---	vs Manhattan	W	59	51	8,297	
Dec 28	---	---	vs California	ot	L	55	60	11,023
Dec 30	---	15	vs Seattle	ot	W	81	75	11,851
Jan 4	---	---	at DePaul	W	69	60	---	
Jan 8	---	---	Detroit	W	72	59	5,808	
Jan 11	---	---	at Canisius	W	47	43	---	
Jan 16	---	---	Oklahoma City	W	75	60	5,808	
Jan 18	---	---	St. Peter's	W	59	54	5,808	
Jan 25	17	---	at Louisville	W	57	49	---	
Jan 29	16	---	Xavier	W	74	59	5,808	
Feb 1	16	---	Eastern Kentucky	W	75	48	5,808	
Feb 5	14	---	at Miami/Ohio	W	64	62	---	
Feb 8	14	---	at Duquesne	W	68	65	---	
Feb 12	14	---	DePaul	W	62	53	5,808	
Feb 16	14	---	at Xavier	W	64	58	5,291	
Feb 26	10	---	Louisville	W	58	52	5,808	
Feb 27	10	---	Loyola/La.	W	103	69	5,808	
Mar 1	10	---	at Toledo	W	59	48	---	
Mar 4	8	3	at Cincinnati	L	66	70	15,011	
National Invitation Tournament (MSG, New York, N.Y.)								
Mar 18	11	---	vs Fordham	W	74	70	12,160	

YEAR-BY-YEAR RESULTS


Mar 20	11	---	vs St. John's	W	80	56	15,834
Mar 22	11	---	vs Xavier	at L	74	78	12,020

1958-59

SEASON RECORD: 14-12

HEAD COACH: TOM BLACKBURN

Rankings							
Date	UD	Op	Opponent	UD	Op	Att	
Dec 3	---	---	Central State	W	54	50	5,808
Dec 6	---	---	Ball State	W	75	43	5,808
Dec 10	---	---	Miami/Ohio	W	54	50	5,808
Dec 13	---	---	Stetson	W	66	53	5,808
Dec 17	---	---	Texas Southern	W	93	77	5,808
Dec 20	---	---	Eastern Kentucky	W	69	68	5,808
ECAC Holiday Festival (MSG, New York, N.Y.)							
Dec 26	20	---	vs Niagara	W	84	79	12,135
Dec 27	20	---	vs St. John's	L	63	76	9,765
Dec 29	20	---	vs Utah	L	70	79	13,746



Bill Uhl was a dominant big man for the Flyers and a first-team All-American as selected by Look Magazine. His senior year, the Flyers were ranked second nationally during much of the 1955-56 season, behind Bill Russell and the San Francisco Dons.

Jan 3	---	---	Brigham Young	L	62	70	5,808
Jan 7	---	---	Duquesne	W	57	47	5,808
Jan 10	---	---	at DePaul	W	62	60	---
Jan 14	---	---	Xavier	W	60	56	5,808
Jan 24	---	---	at Louisville	L	59	76	9,021
Jan 28	---	---	Canisius	W	67	54	5,808
Jan 31	---	---	St. Francis/Pa.	L	53	56	5,808
Feb 4	---	5	at Cincinnati	L	74	96	9,763
Feb 7	---	---	at Miami/Ohio	L	68	72	---
Feb 11	---	---	DePaul	W	88	69	5,808
Feb 14	---	---	Portland	W	65	58	5,808
Feb 17	---	---	at Duquesne	L	57	65	---
Feb 21	---	---	Louisville	L	54	58	5,808
Feb 28	---	---	at Wake Forest	L	57	66	---
Mar 2	---	---	at Detroit	W	82	51	---
Mar 4	---	---	at Toledo	L	65	68	5,808
Mar 8	---	---	at Xavier	L	69	71	5,491

1959-60

NIT QUARTERFINALIST

SEASON RECORD: 21-7

HEAD COACH: TOM BLACKBURN

Rankings							
Date	UD	Op	Opponent	UD	Op	Att	
Dec 2	---	---	Central State	W	80	51	5,808
Dec 5	---	---	Arizona State	W	89	50	5,808
Dec 9	---	---	Miami/Ohio	W	61	45	5,808
Dec 12	---	---	at Toledo	L	71	81	---
Dec 17	---	---	Drake	W	71	54	5,808
Dec 19	---	---	The Citadel	W	60	48	5,808
Dec 22	---	---	St. Mary's/Texas	W	79	53	5,808
Dixie Classic (Reynolds Coliseum, Raleigh, N.C.)							
Dec 28	---	---	at North Carolina State	W	36	32	---
Dec 29	---	19	vs Wake Forest	L	50	61	---
Dec 30	---	18	vs Duke	3ot W	71	63	---
Jan 2	---	1	at Cincinnati	L	63	70	11,196
Jan 6	---	---	Xavier	W	54	51	5,808
Jan 9	---	---	Canisius	W	73	63	5,808
Jan 13	---	---	Duquesne	at W	75	60	5,808
Jan 16	---	---	Memphis	at W	58	52	5,808
Jan 23	19	---	Louisville	W	62	53	5,808
Jan 27	19	17	Virginia Tech	W	77	59	5,808
Jan 30	19	20	Wake Forest	W	62	45	5,808
Feb 3	13	---	Miami/Ohio	W	72	60	5,808
Feb 10	15	---	at Duquesne	L	66	79	---
Feb 17	---	---	at DePaul	L	66	70	---
Feb 20	---	---	at Louisville	L	55	80	---
Feb 24	---	---	at Xavier	W	91	82	5,298
Feb 27	---	---	Eastern Kentucky	W	64	51	5,808
Mar 2	---	---	Detroit	W	75	69	5,808
Mar 5	---	---	at DePaul	W	67	66	---
National Invitation Tournament (MSG, New York, N.Y.)							
Mar 12	---	---	vs Temple	W	72	51	17,078
Mar 15	---	4	vs Bradley	L	64	78	16,345

1960-61

NIT FINAL FOUR

SEASON RECORD: 20-9

HEAD COACH: TOM BLACKBURN

Rankings							
Date	UD	Op	Opponent	UD	Op	Att	
Dec 1	---	---	Manchester	W	88	68	5,808
Dec 3	---	---	Lamar	W	73	51	5,808
Dec 7	---	---	Kent State	W	75	56	5,808
Dec 10	---	---	at St. Joseph's/Pa.	W	67	65	5,175
Dec 14	20	---	Miami/Ohio	W	84	69	5,808
Dec 17	20	---	at Drake	L	62	73	---
Dec 21	---	---	Seton Hall	W	66	45	5,808
Dec 29	---	---	at Cincinnati	L	61	71	7,074
Jan 4	---	---	Canisius	W	86	63	5,808
Jan 7	---	---	DePaul	L	64	75	5,808
Jan 11	---	---	at Duquesne	W	60	56	---
Jan 13	---	---	Central State	W	84	67	5,808
Jan 17	---	---	at Detroit	L	57	71	---
Jan 19	---	---	Wittenberg	L	46	45	5,808
Jan 21	---	5	at Louisville	L	50	63	---
Jan 28	---	---	at Xavier	W	87	64	4,491
Feb 1	---	---	at Miami/Ohio	L	58	60	---
Feb 4	---	---	at Memphis	W	96	77	---
Feb 9	---	---	vs Seton Hall	MSG W	112	77	5,685
Feb 11	---	---	Creighton	W	98	67	5,808

Feb 15	---	---	Duquesne	W	70	67	5,808
Feb 19	---	---	Louisville	W	91	71	5,808
Feb 22	---	---	Xavier	W	94	71	5,808
Feb 25	---	---	Eastern Kentucky	W	79	71	5,808
Mar 1	---	---	Toledo	W	83	60	5,808
Mar 4	---	---	at DePaul	W	83	84	---
National Invitation Tournament (MSG, New York, N.Y.)							
Mar 21	---	---	vs Temple	W	62	60	13,896
Mar 23	---	---	vs Saint Louis	L	60	67	18,378
Mar 25	---	---	vs Holy Cross	L	76	85	15,673

1961-62

NIT CHAMPION

SEASON RECORD: 24-6

HEAD COACH: TOM BLACKBURN

Rankings							
Date	UD	Op	Opponent	UD	Op	Att	
Dec 2	---	---	Christian Brothers	W	95	54	5,808
Dec 6	---	---	at Toledo	W	72	57	---
Dec 9	---	---	Saint Joseph's	W	78	67	5,808
Dec 12	---	---	at Miami/Ohio	W	86	67	---
Dec 16	---	---	New Mexico State	W	76	60	5,808
Dec 20	---	---	Regis	W	62	45	5,808
ECAC Holiday Festival (MSG, New York, N.Y.)							
Dec 26	---	---	vs New York U.	W	75	67	16,797
Dec 28	---	---	vs Wisconsin	L	93	105	15,238
Dec 30	---	---	vs La Salle	W	81	67	15,408
Jan 3	---	---	Xavier	W	64	48	5,808
Jan 6	---	---	at Canisius	L	68	78	---
Jan 10	---	8	at Duquesne	L	59	79	---
Jan 13	---	---	Louisville	W	72	64	5,808
Jan 16	---	3	at Cincinnati	L	61	80	11,942
Jan 20	---	---	Eastern Kentucky	W	97	66	5,808
Jan 27	---	---	at DePaul	2ot W	90	88	---
Jan 31	---	---	Drake	W	79	74	5,808
Feb 7	---	---	at Xavier	L	71	72	4,266
Feb 10	---	---	Detroit	L	75	97	5,808
Feb 15	---	---	Portland	W	50	47	5,808
Feb 17	---	9	Duquesne	W	71	48	5,808
Feb 21	---	---	Memphis	W	78	67	5,808
Feb 24	---	---	at Louisville	W	65	59	---
Feb 28	---	---	Miami/Ohio	W	63	52	5,808
Mar 3	---	---	Kent State	W	94	65	5,808
Mar 10	---	---	DePaul	W	77	61	5,808
National Invitation Tournament (MSG, New York, N.Y.)							
Mar 15	---	---	vs Wichita State	W	79	71	13,895
Mar 17	---	---	vs Houston	W	94	77	12,308
Mar 22	---	---	vs Loyola/Ill.	W	98	82	17,326
Mar 24	---	---	vs St. John's	W	73	67	16,037



YEAR-BY-YEAR RESULTS

2007 DAYTON BASKETBALL

1962-63

SEASON RECORD: 16-10

HEAD COACH: TOM BLACKBURN

Date	Rankings		Opponent	UD	Op	Att
	UD	Op				
Dec 1	---	---	Ohio Wesleyan	W	77 68	5,808
Dec 5	---	---	Central State	W	74 59	5,808
Dec 8	---	---	Eastern Kentucky	W	79 67	5,808
Dec 13	---	---	Niagara	L	67 75	5,808
Dec 15	---	---	Seattle	L	58 75	5,808
Dec 20	---	1	at Cincinnati	L	37 44	8,078
Dec 22	---	---	Miami/Ohio	W	47 42	5,808
Dec 28	---	---	Dartmouth	W	62 45	5,808
Dec 31	---	3	at Loyola/III.	L	69 74	10,346
Jan 3	---	---	at Xavier	W	69 64	2,163
Jan 9	---	---	St. Francis/Pa.	at	W 69 65	5,808
Jan 12	---	---	Louisville	at	W 70 65	5,808
Jan 16	---	---	Wittenberg	L	45 48	5,808
Jan 19	---	---	DePaul	W	57 56	5,808
Jan 26	---	---	Toledo	W	67 62	5,808
Jan 31	---	---	vs Providence	MSG	L 72 84	8,572
Feb 2	---	---	Duquesne	W	79 59	5,808
Feb 6	---	---	Xavier	W	79 63	5,808
Feb 9	---	---	at Detroit	W	70 68	---
Feb 13	---	---	at Duquesne	W	58 57	---
Feb 19	---	---	at Memphis	L	59 61	---
Feb 23	---	---	at Louisville	at	L 55 61	---
Feb 26	---	---	at Miami/Ohio	W	57 53	---
Mar 1	---	---	at Saint Joseph's	L	63 70	3,909
Mar 6	---	---	Canisius	W	75 64	5,808
Mar 9	---	---	at DePaul	L	66 68	---



1963-64

SEASON RECORD: 15-10

HEAD COACH: TOM BLACKBURN/DON DONOHER

Date	Rankings		Opponent	UD	Op	Att
	UD	Op				
Nov 30	---	---	Akron	W	85 64	5,808
Dec 4	---	---	Cal-Davis	W	74 48	5,808
Dec 7	---	---	at Eastern Kentucky	W	83 72	---
Dec 10	---	---	at Miami/Ohio	2ot	W 87 81	---
Dec 14	---	---	at Canisius	W	67 65	---
Dec 18	---	---	Lamar	W	85 73	5,808
Dec 21	---	---	Murray State	W	86 71	5,808
ECAC Holiday Festival (MSG, New York, N.Y.)						
Dec 26	---	---	vs Villanova	L	73 77	15,451
Dec 28	---	---	vs St. John's	L	76 88	3,000
Jan 4	---	---	Xavier	L	94 103	5,808
Jan 8	---	---	Ohio Wesleyan	W	69 52	5,808

Gordy Hatton had a huge NIT semifinal in 1962, netting 33 points versus Loyola/III. He followed that up with 19 more points in the Championship Game as the Flyers beat St. John's. Both Gordy and his brother Tom averaged in double-figures that season.



Don Donoher took over the Flyer program near the end of the 1963-64 season as Tom Blackburn succumbed to cancer. Mr. Blackburn's final game on the Flyer bench was Feb. 26, 1964, when the Flyers fell to the Miami Redskins. "We knew he was a tough old bird from the beginning," said former player Chuck Grigsby. "But the man was tougher than any of us ever realized in keeping on his feet as long as he did." Donoher handled the team for the last three games, but those games were credited to Mr. Blackburn's record. He passed on March 6, 1964, 26 hours before the season finale and Coach Donoher became the Flyers' 15th different head coach.

Jan 11	---	---	Louisville	W	67 59	5,808
Jan 13	---	---	Portland	W	82 60	5,808
Jan 18	---	---	at DePaul	L	83 89	---
Jan 21	---	---	at Seattle	L	63 80	---
Jan 22	---	3	Loyola/III.	L	56 70	5,808
Feb 1	---	---	at Xavier	L	81 82	5,488
Feb 5	---	---	at Cincinnati	L	63 77	8,023
Feb 12	---	---	Detroit	W	90 84	5,808
Feb 15	---	---	Memphis	W	83 73	5,808
Feb 22	---	---	at Louisville	W	89 79	12,152
Feb 26	---	---	Miami/Ohio	L	62 75	5,808
Feb 29	---	---	Loyola/La.	W	82 67	5,808
Mar 4	---	---	Saint Joseph's	at	W 78 74	5,808
Mar 7	---	8	DePaul	L	73 79	5,808

1964-65

NCAA SWEET 16

SEASON RECORD: 22-7

HEAD COACH: DON DONOHER

Date	Rankings		Opponent	UD	Op	Att
	UD	Op				
Dec 2	---	---	Niagara	W	95 64	5,808
Dec 5	---	---	Eastern Kentucky	W	73 71	5,808
Dec 9	---	---	at Miami/Ohio	L	88 95	3,010
Dec 12	---	---	Idaho State	at	W 71 53	5,808
UK Invitational Tournament (Memorial Coliseum: Lexington, Ky.)						
Dec 18	---	---	vs Illinois	L	86 104	11,500
Dec 19	---	---	vs West Virginia	W	71 67	11,800
Dec 23	---	---	Army	W	41 33	5,808
Dec 30	---	---	Dartmouth	W	98 70	5,808
Jan 2	---	---	Akron	W	78 65	5,808
Jan 4	---	---	at Xavier	W	83 79	4,809
Jan 9	---	---	at Detroit	at	L 74 76	---
Jan 12	---	---	at Cincinnati	L	65 76	6,602
Jan 16	---	---	DePaul	L	59 63	5,808
Jan 20	---	---	Chattanooga	W	96 80	5,808
Jan 23	---	---	Louisville	W	83 78	5,808
Jan 25	---	---	Loyola Marymount	W	89 71	5,808
Jan 27	---	---	Canisius	W	88 72	5,808
Jan 30	---	---	Miami/Ohio	W	54 52	5,808
Feb 3	---	---	Xavier	W	112 81	5,808
Feb 6	---	---	Stetson	W	93 55	5,808
Feb 13	---	---	at Memphis	L	71 77	7,390
Feb 16	---	---	Loyola/La.	W	94 69	---
Feb 20	---	---	at Loyola/III.	W	83 72	8,985
Feb 24	---	---	at Louisville	W	75 70	8,802
Feb 27	---	---	St. Francis/Pa.	W	80 43	5,808

Mar 6	---	---	at DePaul	W	71 64	4,017
NCAA Tournament (E.A. Diddle Arena: Bowling Green, Ky.)						
Mar 9	---	---	vs Ohio University	W	66 65	7,500
NCAA Tournament (Memorial Coliseum: Lexington, Ky.)						
Mar 12	---	1	vs Michigan	L	71 98	11,600
Mar 13	---	---	vs DePaul	W	75 69	10,500

1965-66

NCAA SWEET 16

SEASON RECORD: 23-6

HEAD COACH: DON DONOHER

Date	Rankings		Opponent	UD	Op	Att
	UD	Op				
Dec 1	---	---	Villa Madonna	W	90 54	5,808
Dec 4	---	---	at Eastern Kentucky	W	72 69	6,700
Dec 7	---	---	Miami/Ohio	W	63 48	5,808
Dec 11	---	---	Middle Tennessee	W	90 63	5,808
Dec 15	---	---	Louisville	W	76 59	5,808
Dec 18	---	---	at Canisius	W	70 67	---
Dec 22	---	---	Loyola/La.	W	88 57	5,808
Sugar Bowl Tournament (Loyola Fieldhouse: New Orleans, La.)						
Dec 29	---	---	vs Auburn	W	85 71	5,000
Dec 30	---	---	vs Maryland	L	75 77	5,000
Jan 3	---	---	Xavier	W	105 79	5,808
Jan 8	---	---	at DePaul	W	81 70	4,541
Jan 12	---	---	at Cincinnati	L	79 87	11,152
Jan 15	---	---	Seattle	W	81 65	5,808
Jan 17	---	---	St. Francis/Pa.	W	98 56	5,808
Jan 19	---	---	at Louisville	L	77 94	11,264
Jan 22	---	---	Western Kentucky	W	77 57	5,808
Jan 25	---	---	Loyola Marymount	W	85 57	5,808
Jan 29	---	5	at Saint Joseph's	W	79 76	7,615
Feb 7	---	---	Murray State	W	99 86	5,808
Feb 9	---	---	at Xavier	W	76 73	3,600
Feb 12	---	---	Memphis	W	90 77	5,808
Feb 16	---	4	Loyola/III.	L	72 77	5,808
Feb 19	---	---	at Miami/Ohio	W	75 60	3,000
Feb 24	---	---	vs Houston	MSG	W 71 69	11,620
Feb 26	---	---	DePaul	W	76 73	5,808
Mar 5	---	---	Detroit	W	109 80	5,808
NCAA Tournament (Memorial Gymnasium: Kent, Ohio)						
Mar 7	---	---	vs Miami/Ohio	W	58 51	7,013
NCAA Tournament (Iowa Field House: Iowa City, Iowa)						
Mar 11	---	1	vs Kentucky	L	79 86	11,500
Mar 12	---	10	vs Western Kentucky	L	68 82	13,500

1966-67

NCAA RUNNER-UP

SEASON RECORD: 25-6

HEAD COACH: DON DONOHER

Date	Rankings		Opponent	UD	Op	Att
	UD	Op				
Dec 1	---	---	Baldwin-Wallace	W	95 81	5,882
Dec 3	---	---	at Saint Louis	W	80 78	7,120
Dec 6	---	---	at Miami/Ohio	W	80 71	2,144
Dec 10	---	---	Eastern Kentucky	W	104 82	5,882
Dec 15	---	---	Tampa	W	111 64	5,882
Dec 17	---	3	at Louisville	L	81 96	14,602
Dec 20	---	---	East Carolina	W	86 66	5,882
Dec 23	---	---	at Loyola/III.	W	100 90	6,059
Dec 28	---	---	Marquette	W	95 76	5,882
Dec 30	---	---	New Mexico State	W	74 48	5,882
Jan 2	---	---	Harvard	W	100 78	5,882
Jan 4	---	---	at Xavier	W	75 72	4,802
Jan 10	---	---	Cincinnati	L	49 62	5,882
Jan 14	---	---	at Detroit	W	94 75	3,736
Jan 18	---	2	Louisville	L	50 66	5,882
Jan 21	---	---	DePaul	W	81 65	5,882
Jan 25	---	---	Canisius	W	83 59	5,882
Jan 28	---	---	Miami/Ohio	W	71 55	5,882
Feb 4	---	---	at Niagara	L	74 80	3,200
Feb 8	---	---	Xavier	W	70 66	5,882
Feb 11	---	---	at Memphis	W	81 56	11,001
Feb 15	---	---	Northern Illinois	W	101 60	5,882
Feb 18	---	---	at Loyola/La.	W	101 71	1,500
Feb 21	---	---	at Miami/Fla.	W	80 79	2,283
Feb 25	---	---	Chattanooga	W	98 66	5,882
Mar 4	---	---	at DePaul	L	79 84	4,362
NCAA Tournament (Memorial Coliseum: Lexington, Ky.)						
Mar 11	---	6	vs Western Kentucky	at	W 69 67	11,500
NCAA Tournament (Magaw Hall: Evanston, Ill.)						

YEAR-BY-YEAR RESULTS

Mar 17	---	8	vs	Tennessee	W	53	52	7,386
Mar 18	---	---	vs	Virginia Tech	at W	71	66	7,419
FINAL FOUL (Freedom Hall: Louisville, Ky.)								
Mar 24	---	4	vs	North Carolina	W	76	62	18,889
Mar 25	---	1	vs	UCLA	L	64	79	18,892

1967-68

NIT CHAMPION

SEASON RECORD: 21-9

HEAD COACH: DON DONOHER

Rankings								
Date	UD	Op	Opponent	UD	Op	Att		
Dec 2	6	---	Northern Michigan	W	78	61	5,882	
Dec 5	6	---	Miami/Ohio	L	61	64	5,882	
Dec 9	6	---	at Eastern Kentucky	L	75	76	7,250	
Dec 13	---	5	Louisville	W	63	47	5,882	
Dec 16	---	---	Rice	W	82	58	5,882	

UK Invitational Tournament (Memorial Coliseum: Lexington, Ky.)

Dec 22	---	7	at Kentucky	L	85	88	11,500	
Dec 23	---	---	vs Cincinnati	L	70	71	11,500	
Dec 27	---	---	Portland	W	124	68	5,882	
Dec 30	---	---	at Cincinnati	L	68	82	6,883	
Jan 3	---	---	at Xavier	W	83	80	3,765	
Jan 6	---	---	at Marquette	L	68	83	11,138	
Jan 11	---	---	St. Louis	W	57	56	5,882	
Jan 13	---	---	Detroit	W	86	74	5,882	
Jan 17	---	---	a W. Kentucky	at L	74	75	9,122	
Jan 20	---	---	DePaul	L	65	70	5,882	
Jan 23	---	---	at Louisville	L	72	73	11,081	
Jan 29	---	---	Loyola/La.	W	81	65	5,882	
Feb 1	---	---	Miami/Fla.	W	98	60	5,882	

Feb 3	---	---	Saint Joseph's	W	86	64	5,882	
Feb 7	---	---	Xavier	W	64	56	5,882	
Feb 10	---	---	Fairfield	W	95	70	5,882	
Feb 17	---	---	at DePaul	W	70	58	3,017	
Feb 21	---	---	Loyola/Ill.	W	91	75	5,882	
Feb 24	---	---	at Canisius	W	82	64	4,110	
Feb 28	---	---	St. Joseph's/Ind.	W	99	66	5,882	
Mar 2	---	---	at Miami/Ohio	W	63	51	3,914	

National Invitation Tournament (MSG, New York, N.Y.)

Mar 16	---	---	vs West Virginia	W	87	68	16,127	
Mar 19	---	---	vs Fordham	W	61	60	18,683	
Mar 21	---	---	vs Notre Dame	at W	76	74	19,500	
Mar 23	---	---	vs Kansas	W	61	48	19,008	

1968-69

NCAA FIRST ROUND

SEASON RECORD: 20-7

HEAD COACH: DON DONOHER

Rankings								
Date	UD	Op	Opponent	UD	Op	Att		
Nov 30	---	---	Baldwin-Wallace	W	89	59	5,882	
Dec 4	---	---	Gannon	W	91	71	5,882	

Dec 7	---	---	Bowling Green	W	81	60	5,882	
Dec 9	---	---	Portland	W	95	66	5,882	
Dec 11	---	---	at Miami/Ohio	W	83	55	4,534	
Dec 14	---	---	at Louisville	L	69	84	12,018	
Dec 21	---	---	Providence	W	90	63	5,882	
Dec 23	---	---	Loyola Marymount	W	83	58	5,882	
Dec 28	---	---	Eastern Kentucky	W	85	76	5,882	
Dec 31	---	---	at Saint Louis	W	67	56	2,224	
Jan 4	---	---	at Xavier	L	55	59	3,881	



Gene Klaus played in 11 NCAA Tournament games for the Flyers, a school record. UD won seven of those 11 from 1965 to 1967.

Jan 11	---	13	at Detroit	W	64	62	7,723	
Jan 15	---	---	Louisville	W	69	67	5,882	
Jan 18	---	---	at DePaul	W	86	83	3,648	
Jan 20	---	---	Western Kentucky	L	65	70	5,882	
Jan 25	20	---	Miami/Ohio	W	67	54	5,882	
Jan 27	20	---	Xavier	W	72	64	5,882	
Feb 1	20	---	Niagara	W	100	70	5,882	
Feb 6	19	6	vs Davidson	MSG L	63	64	6,496	
Feb 8	19	---	at Loyola/Ill.	at W	70	69	4,621	
Feb 13	17	---	at Rice	W	58	55	2,000	
Feb 15	17	---	at Florida State	L	71	79	5,000	
Feb 19	---	---	at Cincinnati	L	60	96	5,837	
Feb 22	---	---	Chattanooga	W	61	58	5,882	
Feb 26	---	---	Marehead State	W	75	63	5,882	
Mar 1	---	---	DePaul	W	63	57	5,882	

NCAA Tournament (Daniel-Meyer Coliseum: Fort Worth, Texas)

Mar 7	---	---	vs Colorado State	L	50	52	6,500	
-------	-----	-----	-------------------	---	----	----	-------	--

1969-70

NCAA FIRST ROUND

SEASON RECORD: 19-8

HEAD COACH: DON DONOHER


Rankings								
Date	UD	Op	Opponent	UD	Op	Att		
Dec 6	---	---	Bowling Green	W	72	70	13,450	
Dec 9	---	11	at Louisville	W	72	56	12,237	
Dec 13	---	---	at Eastern Kentucky	W	67	63	7,200	

UK Invitational Tournament (Memorial Coliseum: Lexington, Ky.)

Dec 19	---	---	vs Duke	L	67	72	11,500	
Dec 20	---	---	vs Navy	W	83	69	11,500	
Dec 23	---	---	Cincinnati	L	62	64	13,450	
Dec 27	---	---	Miami/Ohio	L	64	66	13,450	
Dec 29	---	---	Portland	W	99	48	12,002	
Jan 3	---	---	at Xavier	W	94	76	3,118	
Jan 10	---	---	at Providence	W	81	78	3,300	
Jan 14	---	18	Louisville	L	69	77	13,450	
Jan 17	---	---	DePaul	W	79	75	13,450	
Jan 19	---	---	Detroit	W	89	68	12,430	
Jan 24	---	---	at Miami/Ohio	L	65	76	6,143	
Jan 28	---	---	Eastern Michigan	W	97	81	12,716	
Jan 31	---	---	Colgate	W	97	82	13,450	
Feb 4	---	---	Xavier	W	90	78	12,542	
Feb 7	---	12	Florida State	L	76	82	13,450	
Feb 10	---	---	Saint Louis	W	64	61	12,375	
Feb 14	---	---	at Tampa	W	88	62	1,500	
Feb 16	---	---	at Loyola/La.	W	83	73	225	
Feb 18	---	---	Kent State	W	88	78	12,127	
Feb 21	---	---	at DePaul	W	74	63	3,920	
Feb 23	---	16	at Western Kentucky	L	63	76	12,352	
Feb 28	---	13	Notre Dame	W	95	79	13,450	
Mar 3	---	---	Loyola/Ill.	W	93	70	12,872	

NCAA Tournament (Daniel-Meyer Coliseum: Fort Worth, Texas)

Mar 7	---	13	vs Houston	L	64	71	5,823	
-------	-----	----	------------	---	----	----	-------	--



Don May's remarkable performance against North Carolina in the 1967 NCAA National Semifinal Game will always be remembered for a certain number: 13. Thirteen is how many consecutive field goals he made against the No. 4 Tar Heels as the Flyers advanced to the National Championship against UCLA. The Flyers, in their lone National Championship appearance, fell to Lew Alcindor and his fellow Bruins, as UCLA won its first of seven consecutive National Championships.





YEAR-BY-YEAR RESULTS

2007 DAYTON BASKETBALL

1970-71 NIT FIRST ROUND SEASON RECORD: 18-9 HEAD COACH: DON DONOHER

Table with columns: Date, UD, Op, Opponent, UD, Op, Att. Lists game results for the 1970-71 season.

1971-72 SEASON RECORD: 13-13 HEAD COACH: DON DONOHER

Table with columns: Date, UD, Op, Opponent, UD, Op, Att. Lists game results for the 1971-72 season.

1972-73 SEASON RECORD: 13-13 HEAD COACH: DON DONOHER

Table with columns: Date, UD, Op, Opponent, UD, Op, Att. Lists game results for the 1972-73 season.

Table with columns: Date, UD, Op, Opponent, UD, Op, Att. Lists game results for the 1973-74 season.

1973-74 NCAA SWEET 16 SEASON RECORD: 20-9 HEAD COACH: DON DONOHER

Table with columns: Date, UD, Op, Opponent, UD, Op, Att. Lists game results for the 1973-74 season, including NCAA Sweet 16 games.

1974-75 SEASON RECORD: 10-16 HEAD COACH: DON DONOHER

Table with columns: Date, UD, Op, Opponent, UD, Op, Att. Lists game results for the 1974-75 season.

Table with columns: Date, UD, Op, Opponent, UD, Op, Att. Lists game results for the 1975-76 season.

1975-76 SEASON RECORD: 14-13 HEAD COACH: DON DONOHER

Table with columns: Date, UD, Op, Opponent, UD, Op, Att. Lists game results for the 1975-76 season.

1976-77 SEASON RECORD: 16-11 HEAD COACH: DON DONOHER

Table with columns: Date, UD, Op, Opponent, UD, Op, Att. Lists game results for the 1976-77 season.

1977-78 NIT QUARTERFINALIST SEASON RECORD: 19-10 HEAD COACH: DON DONOHER

Table with columns: Date, UD, Op, Opponent, UD, Op, Att. Lists game results for the 1977-78 season.



Dec 10	---	9	at Michigan	L	61	71	13,549
UD Invitational Tournament (UD Arena: Dayton, Ohio)							
Dec 16	---	---	San Diego State	W	80	71	10,625
Dec 17	---	---	Georgia Tech	W	65	63	10,844
Dec 19	---	10	at Louisville	L	63	69	14,191
Dec 29	---	---	Memphis	W	85	83	12,455
Jan 5	---	---	UNC Charlotte	W	61	55	11,115
Jan 7	---	---	at Xavier	L	56	58	3,800
Jan 9	---	---	Roanoke	W	53	22	10,931
Jan 11	---	---	Miami/Ohio	W	73	66	12,031
Jan 14	---	---	at Detroit	L	73	87	8,096
Jan 16	---	---	Chattanooga	W	97	68	10,864
Jan 21	---	18	at DePaul	L	70	74	5,115
Jan 25	---	---	at Western Kentucky	W	80	72	7,100
Feb 2	---	---	at Duquesne	W	67	65	2,322
Feb 4	---	---	Ashland	W	98	69	11,245
Feb 8	---	---	Akron	W	91	52	10,358
Feb 11	---	---	Cincinnati	L	40	42	13,458
Feb 15	---	---	at Miami/Ohio	L	60	63	5,082
Feb 18	---	---	at New Orleans	L	79	86	3,474
Feb 25	---	---	Loyola/Il.	W	79	69	11,239
Feb 28	---	---	Xavier	W	90	62	10,675
Mar 4	---	7	Notre Dame	W	66	59	13,458
National Invitation Tournament (UD Arena: Dayton, Ohio)							
Mar 10	---	---	Fairfield	W	108	93	12,847
Mar 14	---	---	Georgetown	L	62	71	13,458

1978-79

NIT SECOND ROUND

SEASON RECORD: 19-10
HEAD COACH: DON DONOHER

Date	Rankings		Opponent	UD	Op	Att	
	UD	Op					
Nov 29	---	---	Wittenberg	W	66	54	12,184
Dec 2	---	---	McNeese State	W	85	75	11,638
Dec 4	---	---	at Eastern Kentucky	L	70	72	5,802
Dec 9	---	6	Michigan	L	61	66	12,518
Dec 11	---	---	Cal Poly Pomona	W	81	67	10,258
Dec 13	---	---	at Miami/Ohio	W	86	69	4,885
Dec 16	---	---	Baldwin-Wallace	W	74	73	10,084
UD Invitational Tournament (UD Arena: Dayton, Ohio)							
Dec 22	---	---	Florida State	W	97	80	10,840
Dec 23	---	---	Tulane	W	85	67	11,128
Dec 30	---	---	Xavier	W	67	66	13,152
Jan 3	---	---	Butler	W	73	61	10,257
Jan 6	---	---	Duquesne	W	82	62	11,623

Jack Zimmerman was a third-generation Flyer, and all-around point guard. He not only averaged 13.4 points and 5.0 assists, but also shot 49 percent from the field and 80 percent from the foul line.



Roosevelt Chapman remains the only Flyer to score 2,000 career points and he did it in a demanding way. The relatively slight 6-foot-4 Chapman did his work in the paint before defenses were extended by the three-point line. He was a master of going around and sometimes over bigger players. Chap also was a tremendous rebounder, grabbing nearly 1,000 in his career. He appears in the top 10 on nearly every all-time career stat list for the Flyers. And he finished his career with incredible style, leading UD to an amazing run in the NCAA Tournament. "Velvet" opened the tourney with a 29-point performance against LSU and then netted 41 points as the Flyers shocked No. 7 Oklahoma. He then netted 21 more against Washington before the Flyers were finally stopped by eventual champion Georgetown. Chap led the NCAA Tournament with 105 points in four games.

Jan 10	---	---	at New Orleans	W	77	61	1,800
Jan 13	---	---	at Memphis	W	75	73	10,591
Jan 16	---	7	Louisville	L	76	77	13,458
Jan 20	---	---	DePaul	ot W	68	64	12,921
Jan 24	---	---	Western Kentucky	L	72	78	11,035
Jan 27	---	---	Ashland	W	120	90	12,723
Jan 31	---	---	Miami/Ohio	W	73	62	11,345
Feb 3	---	1	at Notre Dame	L	71	86	11,345
Feb 7	---	---	at Cincinnati	L	74	82	8,089
Feb 10	---	---	at Xavier	W	75	54	4,200
Feb 14	---	---	Toledo	W	69	68	11,792
Feb 17	---	---	Rollins	W	90	73	12,847
Feb 21	---	---	at Biscayne	L	70	71	1,513
Feb 24	---	15	at Temple	L	63	66	5,755
Mar 3	---	---	at Loyola/Il.	L	68	69	1,192
National Invitation Tournament (UD Arena: Dayton, Ohio)							
Mar 8	---	---	Holy Cross	W	105	81	10,846
National Invitation Tournament (Mackey Arena: West Lafayette, Ind.)							
Mar 12	---	16	at Purdue	L	70	84	13,126

1979-80

SEASON RECORD: 13-14
HEAD COACH: DON DONOHER

Date	Rankings		Opponent	UD	Op	Att	
	UD	Op					
Dec 1	---	---	Ashland	W	108	71	11,821
Dec 5	---	---	at Miami/Ohio	W	79	76	5,114
Dec 8	---	---	Cal Poly Pomona	W	95	72	10,132
Dec 12	---	---	Biscayne	W	70	58	9,804
Dec 15	---	---	at Michigan	L	54	69	10,604
Dec 17	---	---	Eastern Kentucky	W	93	73	9,819
UD Invitational Tournament (UD Arena: Dayton, Ohio)							
Dec 21	---	---	Pacific	W	75	64	10,059
Dec 22	---	13	Iowa	L	54	61	10,612
Dec 29	---	---	Baldwin-Wallace	W	70	59	10,663
Jan 2	---	---	Miami/Ohio	W	57	56	10,678
Jan 5	---	---	Cincinnati	L	68	69	12,148
Jan 9	---	---	Howard	2ot L	56	58	10,073
Jan 12	---	---	New Orleans	W	77	51	11,451
Jan 17	---	---	Memphis	W	82	64	10,056
Jan 19	---	---	at Xavier	L	59	73	3,300
Jan 21	---	---	at Western Kentucky	L	65	71	9,200
Jan 26	---	---	Southern	L	70	79	11,051
Jan 29	---	---	at Toledo	L	75	76	8,110
Feb 2	---	---	Loyola/Il.	W	72	63	12,078
Feb 6	---	---	at Butler	L	61	62	6,790
Feb 9	---	1	at DePaul	L	63	65	5,498

Feb 13	---	---	Drexel	W	79	67	9,509
Feb 16	---	---	at Marquette	L	64	73	10,938
Feb 19	---	---	at San Francisco	L	62	71	3,857
Feb 24	---	---	at Duquesne	L	71	85	4,084
Feb 26	---	---	Xavier	W	73	60	9,676
Mar 1	---	14	Notre Dame	L	54	62	13,455

1980-81
NIT SECOND ROUND
SEASON RECORD: 18-11
HEAD COACH: DON DONOHER

Date	Rankings		Opponent	UD	Op	Att	
	UD	Op					
Nov 29	---	---	Rider	W	95	72	10,366
Dec 1	---	---	San Francisco	ot W	84	83	9,621
Dec 4	---	---	at Miami/Ohio	W	74	71	3,948
Dec 6	---	---	at Eastern Kentucky	W	77	72	6,100
Dec 9	---	---	Western Kentucky	W	74	70	9,361
Dec 13	---	18	Michigan	L	84	85	11,296
UD Invitational Tournament (UD Arena: Dayton, Ohio)							
Dec 19	---	---	Niagara	W	79	73	9,344
Dec 20	---	---	Mississippi	W	72	70	10,021
Dec 27	---	---	Toledo	W	73	69	11,385
Dec 30	---	---	at Cincinnati	L	77	80	7,590
Jan 3	---	---	Yale	W	79	69	10,521
Jan 5	---	---	Miami/Ohio	L	83	86	10,716
Jan 10	---	---	at Xavier	W	74	72	3,602
Jan 15	---	---	at Saint Louis	L	66	78	2,691
Jan 17	---	---	at Loyola/Il.	ot L	81	87	3,238
Jan 21	---	---	at La Salle	L	68	76	5,766
Jan 24	---	---	Marquette	W	85	73	13,108
Jan 31	---	---	at Detroit	L	70	73	5,881
Feb 4	---	---	Butler	W	68	64	9,231
Feb 7	---	---	Alcorn State	W	94	69	10,368
Feb 12	---	---	at New Orleans	W	62	53	2,542
Feb 14	---	---	at Biscayne	ot L	75	79	2,050
Feb 18	---	---	Canisius	W	78	56	9,281
Feb 20	---	---	Duquesne	3ot W	109	100	10,655
Feb 22	---	---	Xavier	W	73	64	11,384
Feb 28	---	6	at Notre Dame	L	57	70	11,345
Mar 4	---	2	DePaul	L	64	84	13,455
National Invitation Tournament (UD Arena: Dayton, Ohio)							
Mar 10	---	---	Fordham	2ot W	66	65	7,100
National Invitation Tournament (Mackey Arena: West Lafayette, Ind.)							
Mar 16	---	---	at Purdue	L	46	50	10,612



YEAR-BY-YEAR RESULTS

2007 DAYTON BASKETBALL

1981-82 NIT QUARTERFINALIST

SEASON RECORD: 21-9
HEAD COACH: DON DONOHER

Rankings						
Date	UD	Op	Opponent	UD	Op	Att
Nov 28	---	---	Baldwin-Wallace	W	89 68	10,015
Dec 2	---	10	at Minnesota	L	74 90	14,352
Dec 5	---	---	at Toledo	W	79 74	9,042
Dec 9	---	---	at Miami/Ohio	W	82 65	4,097
Dec 12	---	---	Xavier	ot W	62 61	9,630
Dec 19	---	---	Old Dominion	ot W	78 77	9,240
Dec 22	---	---	at Iona	W	83 78	3,022
UD Invitational Tournament (UD Arena: Dayton, Ohio)						
Dec 29	---	---	Hofstra	W	77 54	10,560
Dec 30	---	---	Florida State	W	93 79	9,740

Jan 1	---	---	Miami/Ohio	W	82 65	11,187
Jan 6	---	---	Cincinnati	L	73 77	11,807
Jan 9	---	5	at DePaul	L	69 71	12,320
Jan 16	---	---	Loyola/Ill.	W	88 87	10,213
Jan 19	---	---	Jersey City State	W	63 41	9,278
Jan 21	---	---	St. Louis	W	66 63	9,312
Jan 25	---	---	at Western Kentucky	L	57 65	4,400
Jan 28	---	---	Providence	Sot W	79 77	9,669
Jan 30	---	---	Detroit	W	68 62	11,025
Feb 3	---	---	at Butler	L	58 70	649
Feb 6	---	---	La Salle	W	84 77	10,878
Feb 10	---	---	Akron	W	65 53	9,551
Feb 13	---	---	New Orleans	L	48 50	10,557
Feb 16	---	---	Eastern Kentucky	W	84 50	10,014
Feb 20	---	---	at Marquette	L	58 72	11,052
Feb 25	---	---	at Duquesne	W	71 61	1,787
Feb 27	---	---	at Canisius	L	76 81	4,112

Mar 6	---	---	Notre Dame	W	79 72	13,455
National Invitation Tournament (UD Arena: Dayton, Ohio)						
Mar 10	---	---	Connecticut	ot W	76 75	8,100
National Invitation Tournament (Assembly Hall: Champaign, Ill.)						
Mar 15	---	---	at Illinois	W	61 58	16,275
National Invitation Tournament (Lloyd Noble Center: Norman, Okla.)						
Mar 18	---	---	at Oklahoma	L	82 91	11,198

1982-83

SEASON RECORD: 18-10
HEAD COACH: DON DONOHER

Rankings						
Date	UD	Op	Opponent	UD	Op	Att
Nov 27	---	---	Otterbein	W	112 77	9,585
Dec 1	---	---	at Eastern Kentucky	W	78 57	4,100
Dec 4	---	---	Iona	W	84 58	10,486
Dec 8	---	---	at Miami/Ohio	W	69 66	3,638
Dec 11	---	---	Xavier	W	63 53	10,412
Dec 16	---	---	Minnesota	L	65 71	10,555
Dec 18	---	---	Toledo	W	67 63	10,656
Dec 21	---	---	Western Kentucky	L	58 68	9,560
UD Invitational Tournament (UD Arena: Dayton, Ohio)						
Dec 28	---	---	Rice	W	68 55	10,329
Dec 29	---	---	Army	W	73 52	10,312
Jan 3	---	---	Miami/Ohio	L	54 57	10,364
Jan 8	---	---	at Providence	L	63 66	6,591
Jan 12	---	---	at Cincinnati	L	49 50	5,293
Jan 15	---	14	at Missouri	L	64 78	10,436
Jan 19	---	---	Rider	W	75 57	8,764
Jan 21	---	---	at DePaul	L	52 56	12,339
Jan 29	---	---	Drexel	W	82 60	10,675
Feb 1	---	---	Duquesne	L	55 58	9,066
Feb 4	---	---	at Loyola/Ill.	W	65 58	1,721
Feb 6	---	---	Temple	W	61 53	8,660
Feb 9	---	---	Butler	W	75 57	8,539
Feb 12	---	---	at La Salle	W	79 73	771
Feb 16	---	---	at Detroit	ot W	58 54	4,399
Feb 19	---	---	at Old Dominion	L	53 61	5,580
Feb 23	---	---	Marquette	W	65 63	10,570
Mar 2	---	---	Long Island	W	97 85	9,198
Mar 7	---	---	at Notre Dame	L	41 53	11,345
Mar 12	---	---	DePaul	W	80 71	11,411

1983-84 NCAA REGIONAL FINALS

SEASON RECORD: 21-11
HEAD COACH: DON DONOHER

Rankings						
Date	UD	Op	Opponent	UD	Op	Att
Dec 3	---	---	Northeast Louisiana	W	80 78	10,106
Dec 7	---	---	at Miami/Ohio	L	59 67	6,966
Dec 10	---	---	at Michigan	L	60 82	10,572
Dec 12	---	---	Youngstown State	W	73 64	8,316
Dec 17	---	---	at Toledo	L	70 77	8,295
Dec 20	---	---	VCU	L	67 73	9,198
Dec 22	---	---	Miami/Ohio	W	89 79	10,107
UDIT / Merrill Lynch Classic (UD Arena: Dayton, Ohio)						
Dec 29	---	---	Yale	W	78 57	10,058
Dec 30	---	---	Oklahoma St.	W	82 67	10,227
Jan 7	---	---	Eastern Kentucky	W	69 62	11,253
Jan 11	---	---	at Loyola/Ill.	ot L	93 94	2,611
Jan 14	---	---	Missouri	ot L	51 56	12,044
Jan 17	---	---	at Temple	W	63 62	1,946
Jan 21	---	---	at Marquette	ot L	64 66	11,052
Jan 25	---	---	Western Kentucky	W	71 68	6,000
Jan 28	---	---	Providence	W	73 47	11,097
Feb 2	---	---	Detroit	ot W	82 74	9,711
Feb 4	---	---	Vermont	W	81 53	12,112
Feb 7	---	---	at Creighton	W	79 64	5,694
Feb 11	---	---	La Salle	W	84 69	10,313
Feb 13	---	13	at Maryland	L	59 61	8,515
Feb 15	---	---	at Butler	ot W	77 76	3,807
Feb 18	---	3	DePaul	W	72 71	12,723
Feb 22	---	5	at DePaul	L	59 79	13,027
Feb 25	---	---	Cincinnati	W	82 60	11,073
Feb 29	---	---	at Xavier	L	61 72	6,429
Mar 3	---	---	Notre Dame	W	80 70	13,505
Mar 10	---	---	Old Dominion	W	64 63	11,525
NCAA Tournament (Special Events Center: Salt Lake City, Utah)						
Mar 15	---	---	vs Louisiana State	W	74 66	6,978
Mar 17	---	7	vs Oklahoma	W	89 85	8,100
NCAA Tournament (Pauley Pavilion: Los Angeles, Calif.)						
Mar 23	---	15	vs Washington	W	64 58	12,564
Mar 25	---	2	vs Georgetown	L	49 61	12,564





1984-85

NCAA FIRST ROUND

SEASON RECORD: 19-10
HEAD COACH: DON DONOHER

Rankings					
Date	UD	Op	Opponent	UD Op	Att
Nov 24	---	---	Brooklyn	W 76	56 9,371
Dec 1	---	---	at Providence	W 68	55 4,857
Dec 4	---	---	at Eastern Kentucky	W 76	55 4,700
Dec 8	---	---	Michigan	L 78	87 10,528
Dec 12	---	---	at Miami/Ohio	L 64	69 5,867
Dec 15	---	---	at VCU	L 61	71 5,063
Dec 17	---	---	Central Florida	W 71	61 9,018
Dec 22	---	---	South Florida	W 71	66 4,079

UDIT / Merrill Lynch Classic (UD Arena: Dayton, Ohio)

Dec 28	---	---	Brown	W 88	65 10,527
Dec 29	---	---	St. Bonaventure	W 83	60 11,377
Jan 2	---	---	Loyola/Ill.	W 80	70 9,486
Jan 5	---	19	Maryland	W 67	63 11,819
Jan 12	---	---	Cincinnati	W 81	66 13,455
Jan 15	---	---	Western Kentucky	W 53	51 10,276
Jan 19	---	---	Towson State	W 70	55 11,498
Jan 23	---	---	at Notre Dame	L 61	66 11,345
Jan 26	---	7	DePaul	W 65	64 13,495
Jan 28	---	---	Miami/Ohio	W 63	54 12,060
Feb 2	---	---	at Cincinnati	L 62	83 10,311
Feb 6	---	18	at DePaul	W 67	63 16,803
Feb 8	---	---	Canisius	W 60	52 13,455
Feb 13	---	---	at Detroit	L 67	68 2,608
Feb 16	---	---	at Marquette	L 55	61 11,052
Feb 18	---	---	at Old Dominion	L 82	91 4,119
Feb 23	---	---	Marquette	W 72	59 13,455
Feb 28	---	---	Creighton	W 67	62 11,262
Mar 3	---	---	Xavier	W 66	56 13,243
Mar 9	---	---	Notre Dame	2ot L 73	80 13,511

NCAA Tournament (UD Arena: Dayton, Ohio)

Mar 15	---	---	Villanova	L 49	51 13,260
--------	-----	-----	-----------	------	-----------

1985-86

NIT FIRST ROUND

SEASON RECORD: 17-13
HEAD COACH: DON DONOHER


Rankings					
Date	UD	Op	Opponent	UD Op	Att
Preseason NIT (Riverfront Coliseum: Cincinnati, Ohio)					
Nov 22	---	---	vs Tulsa	ot L 60	63 10,416
Dec 4	---	---	at Miami/Ohio	L 57	70 7,111
Dec 7	---	---	Long Island	W 98	69 10,871
Dec 11	---	---	Butler	W 69	55 10,222
Dec 14	---	---	Texas Southern	W 102	70 10,478
Dec 19	---	---	at Ohio State	L 73	80 13,681
Dec 21	---	---	Miami/Ohio	W 70	68 13,168

UDIT / Merrill Lynch Classic (UD Arena: Dayton, Ohio)

Dec 27	---	---	Columbia	W 57	46 11,751
Dec 28	---	---	California	ot W 59	53 12,080
Dec 31	---	---	Detroit	W 67	50 10,430
Jan 4	---	---	at DePaul	L 52	66 12,731
Jan 8	---	---	Colorado	W 67	66 10,679
Jan 11	---	---	VCU	W 74	64 12,181
Jan 13	---	---	Bradley	ot L 77	79 11,371
Jan 16	---	---	at Creighton	W 64	50 4,818
Jan 18	---	---	at Marquette	L 60	70 11,052
Jan 22	---	---	at Western Kentucky	L 62	64 7,300
Jan 25	---	---	at Cincinnati	L 77	82 10,616
Jan 29	---	---	Fordham	W 64	59 10,537
Feb 1	---	---	DePaul	W 77	64 12,893
Feb 5	---	14	Notre Dame	W 67	65 13,233
Feb 8	---	---	Miami/Fla.	W 79	68 13,362
Feb 10	---	---	Niagara	W 105	84 10,980
Feb 15	---	---	at Canisius	ot W 69	68 4,200
Feb 18	---	---	at St. Peter's	L 56	66 4,786
Feb 22	---	---	Marquette	L 79	82 13,502
Feb 25	---	---	at Xavier	L 78	93 9,211
Mar 1	---	---	Southern	W 93	74 12,098
Mar 8	---	12	at Notre Dame	L 55	69 11,345

National Invitation Tournament (Burton Col.: Lake Charles, La.)

Mar 12	---	---	at McNeese State	L 75	86 5,700
--------	-----	-----	------------------	------	----------



Richard Montague appeared in three National Invitation Tournaments and the Flyers won the first round games in each of those seasons.

1986-87

SEASON RECORD: 13-15
HEAD COACH: DON DONOHER

Rankings					
Date	UD	Op	Opponent	UD Op	Att
Nov 29	---	---	St. Joseph's/Ind.	W 66	57 10,131
Dec 3	---	---	at Miami/Ohio	L 71	73 5,361
Dec 6	---	---	at VCU	L 58	69 5,596
Dec 9	---	---	Saint Louis	L 53	61 10,163
Dec 13	---	---	St. Peter's	W 61	60 11,400
Dec 16	---	---	Ohio State	W 89	86 13,511
Dec 20	---	---	Saint Joseph's	at L 75	78 10,586
Dec 27	---	---	Xavier	W 69	65 12,461
Dec 30	---	---	Creighton	ot W 83	81 11,198
Jan 3	---	7	DePaul	L 64	80 12,452
Jan 7	---	---	at Iowa State	L 62	72 12,050
Jan 10	---	---	at Colorado	W 59	77 4,527
Jan 15	---	---	at Detroit	W 84	63 2,256
Jan 17	---	---	at Marquette	L 57	64 11,052
Jan 21	---	---	Detroit	W 74	69 10,332
Jan 27	---	---	at Notre Dame	L 55	66 11,418
Jan 29	---	---	Loyola/Ill.	W 66	64 10,456
Jan 31	---	---	Cincinnati	W 67	64 13,511
Feb 2	---	---	at Butler	W 73	71 5,108
Feb 7	---	5	at DePaul	L 65	88 14,280
Feb 9	---	---	at Bradley	L 79	90 8,292
Feb 14	---	---	at Miami/Fla.	W 92	78 2,835
Feb 16	---	---	Virginia	L 67	74 11,294
Feb 21	---	---	Marquette	W 59	57 12,891
Feb 23	---	---	Miami/Ohio	L 74	78 11,347
Feb 28	---	---	Towson State	W 78	65 12,715
Mar 3	---	---	Western Kentucky	L 72	78 10,835
Mar 7	---	20	Notre Dame	L 56	62 13,511

1987-88

SEASON RECORD: 13-18
HEAD COACH: DON DONOHER

Rankings					
Date	UD	Op	Opponent	UD Op	Att
Nov 28	---	---	Wittenberg	W 63	61 11,693
Dec 2	---	---	at Miami/Ohio	W 70	69 5,828
Dec 5	---	---	Northern Iowa	W 88	83 12,090
Dec 9	---	---	at Virginia	L 50	69 6,803
Dec 12	---	---	Duquesne	W 90	76 11,926
Dec 16	---	---	Rollins	W 106	74 11,017
Dec 19	---	---	at Ohio State	W 81	80 13,320

Chaminade Christmas Classic (McCabe Gymnasium: Honolulu, Hawaii)

Dec 23	---	---	at Chaminade	W 84	75 1,000
Dec 24	---	12	vs Oklahoma	L 99	151 1,000
Dec 25	---	---	vs La Salle	L 66	69 1,000
Dec 30	---	---	Bradley	L 80	97 12,674
Jan 6	---	---	Iona	L 77	84 11,106
Jan 9	---	17	Iowa State	L 80	84 13,201
Jan 11	---	---	Butler	L 61	62 10,722
Jan 14	---	---	at DePaul	W 79	72 10,935
Jan 20	---	---	at Saint Louis	L 61	79 5,229
Jan 23	---	---	Marquette	W 67	62 13,452
Jan 26	---	---	Louisville	L 59	90 13,261
Jan 30	---	---	at Cincinnati	ot L 74	76 7,964
Feb 3	---	---	Chicago State	ot W 72	65 10,806
Feb 6	---	---	at Detroit	ot L 79	83 3,864
Feb 8	---	---	Miami/Ohio	ot L 75	79 11,420
Feb 13	---	---	at Marquette	L 56	79 11,052
Feb 18	---	---	at Notre Dame	L 47	59 10,948
Feb 20	---	---	at Loyola/Ill.	L 77	86 4,410
Feb 24	---	---	at W. Kentucky	ot W 82	81 3,700
Feb 27	---	---	at Xavier	L 73	86 9,123
Mar 1	---	---	DePaul	L 77	92 11,740
Mar 5	---	---	Wright State	W 89	71 13,511
Mar 8	---	---	Miami/Fla.	W 90	89 11,079
Mar 12	---	---	Notre Dame	L 59	72 13,511

1988-89

SEASON RECORD: 12-17
MIDWESTERN COLLEGIATE CONFERENCE RECORD: 6-6
HEAD COACH: DON DONOHER

Rankings					
Date	UD	Op	Opponent	UD Op	Att
Nov 26	---	---	Bucknell	W 69	68 10,845
Nov 30	---	---	Mississippi Valley	W 82	61 10,158
Dec 3	---	---	Central Florida	W 109	77 11,041
Dec 7	---	---	at Miami/Ohio	L 64	72 3,985
Dec 10	---	15	at Louisville	L 68	95 19,364
Dec 17	---	14	Ohio State	L 76	104 13,511
Dec 20	---	---	Miami/Ohio	W 72	62 12,497
Dec 23	---	---	at Northern Iowa	2ot L 70	72 2,213
Dec 29	---	---	at Bradley	L 86	104 9,470
Jan 7	---	---	at Loyola/Ill.*	W 89	80 1,008
Jan 12	---	---	at Detroit*	W 74	73 4,117
Jan 14	---	---	at Marquette	L 86	90 11,107
Jan 19	---	---	Saint Louis*	W 65	63 11,342
Jan 21	---	---	Evansville*	L 65	83 11,807
Jan 26	---	---	at Butler*	W 55	52 1,932
Jan 28	---	---	Cincinnati	W 86	80 12,787

YEAR-BY-YEAR RESULTS

2007 DAYTON BASKETBALL

Jan 31	---	at Notre Dame	L	75	85	9,904
Feb 4	---	Xavier*	L	78	82	13,511
Feb 7	---	DePaul	L	50	78	11,248
Feb 9	---	Detroit*	W	64	57	10,721
Feb 11	---	Loyola/III.*	W	93	85	11,755
Feb 16	---	at Saint Louis*	L	59	76	6,220
Feb 18	---	at Evansville*	L	83	109	11,157
Feb 21	---	Notre Dame	L	66	83	12,581
Feb 25	---	Butler*	L	66	72	11,568
Mar 2	---	Marquette	L	74	76	11,171
Mar 4	---	at Xavier*	L	78	83	5,477
MCC Championship (UD Arena: Dayton, Ohio)						
Mar 9	---	Detroit	W	77	54	10,057
Mar 10	---	Evansville	ot L	79	84	11,238

1989-90 NCAA SECOND ROUND MCC CHAMPIONS

SEASON RECORD: 22-10
MIDWESTERN COLLEGIATE CONFERENCE RECORD: 10-4
HEAD COACH: JIM O'BRIEN

Rankings							
Date	UD	Op	Opponent	UD	Op	Att	
Nov 25	---	---	Fairleigh Dickinson	W	105	97	10,951
Nov 29	---	---	Furman	W	92	86	11,043
Dec 2	---	---	Princeton	W	68	62	12,022
Dec 6	---	at Miami/Fla.	L	82	87	1,492	
Dec 9	---	at The Citadel	W	97	76	11,769	
Dec 16	---	at Cincinnati	L	88	90	8,532	
Dec 20	---	at DePaul	W	86	73	8,405	
Dec 23	---	Miami/Ohio	W	97	81	12,436	
Dec 27	---	Southern	L	105	114	13,064	
Dec 30	---	Bradley	W	98	61	12,103	
Jan 6	---	Wright State	L	99	101	13,511	
Jan 11	---	Marquette*	L	84	95	11,261	
Jan 13	---	Loyola/III.*	W	88	71	12,193	
Jan 18	---	at Saint Louis*	L	69	95	7,541	
Jan 20	---	at Evansville*	W	88	68	11,237	
Jan 25	---	Butler*	W	86	62	12,102	
Jan 27	---	Detroit*	W	100	80	13,511	
Jan 30	---	at Notre Dame	L	79	97	10,104	
Feb 3	---	at Xavier*	L	81	88	10,043	
Feb 8	---	at Loyola/III.*	L	94	96	,801	
Feb 10	---	at Marquette*	W	79	77	14,988	
Feb 15	---	Saint Louis*	ot W	84	81	11,401	
Feb 17	---	Evansville*	W	81	58	12,410	
Feb 22	---	at Butler*	W	88	82	2,312	
Feb 24	---	at Detroit*	W	88	82	4,155	
Feb 28	---	Notre Dame	W	97	79	13,511	
Mar 3	---	Xavier*	W	111	108	13,511	
MCC Championship (UD Arena: Dayton, Ohio)							
Mar 8	---	Detroit	W	90	72	11,199	
Mar 9	---	Loyola/III.	W	97	95	13,202	
Mar 10	---	Xavier	W	98	89	13,202	
NCAA Tournament (Erwin Center: Austin, Texas)							
Mar 16	---	18 vs Illinois	W	88	86	11,578	
Mar 18	---	7 vs Arkansas	L	84	86	15,884	

1990-91 SEASON RECORD: 14-15 MIDWESTERN COLLEGIATE CONFERENCE RECORD: 8-6 HEAD COACH: JIM O'BRIEN

Rankings							
Date	UD	Op	Opponent	UD	Op	Att	
Nov 23	---	---	Illinois State	W	109	69	12,814
Nov 24	---	---	Towson State	W	99	79	11,883
Dec 1	---	---	Morehead State	W	77	75	13,083
Dec 6	---	at Miami/Ohio	L	77	101	7,672	
Dec 15	---	Southern	L	112	116	12,727	
Dec 19	---	Robert Morris	L	94	99	11,652	
Dec 22	---	at Bradley	W	91	81	7,309	
Dec 27	---	Texas Southern	W	104	83	11,778	
Dec 29	---	Cincinnati	L	71	75	13,511	
Jan 3	---	DePaul	L	73	81	11,633	
Jan 5	---	Marquette*	W	103	81	12,747	
Jan 10	---	at Loyola/III.*	ot W	97	92	1,290	
Jan 12	---	at Evansville*	L	76	78	12,258	
Jan 17	---	Saint Louis*	W	86	77	12,827	
Jan 19	---	Evansville*	W	74	61	13,056	
Jan 24	---	at Butler*	L	95	100	4,311	
Jan 26	---	at Detroit*	W	82	77	3,818	
Jan 29	---	Notre Dame	L	67	73	13,181	
Feb 2	---	Detroit*	L	75	94	13,401	
Feb 7	---	Loyola/III.*	W	97	88	12,536	

Feb 9	---	at Marquette*	L	65	67	14,708
Feb 14	---	at Saint Louis*	ot L	80	88	7,617
Feb 17	---	Xavier*	W	83	79	13,511
Feb 21	---	Butler*	W	116	98	12,923
Feb 23	---	at Fordham	L	63	73	15,878
Feb 26	---	at Notre Dame	ot L	87	92	9,723
Mar 2	---	at Xavier*	L	79	102	10,196
MCC Championship (UD Arena: Dayton, Ohio)						
Mar 7	---	Evansville	W	71	59	11,264
Mar 8	---	Xavier	L	71	90	12,213

1991-92 SEASON RECORD: 15-15 MIDWESTERN COLLEGIATE CONFERENCE RECORD: 5-5 HEAD COACH: JIM O'BRIEN

Rankings							
Date	UD	Op	Opponent	UD	Op	Att	
Nov 23	---	---	Austin Peay	W	101	94	11,525
Hawaii Tip-Off Tournament (Blaisdell Arena: Honolulu, Hawaii)							
Nov 29	---	3 vs Arizona	L	68	84	1,500	
Dec 1	---	vs Montana State	L	84	89	1,000	
Dec 7	---	22 Michigan State	L	74	83	13,305	
Dec 9	---	Fordham	2ot W	92	82	11,843	
Dec 12	---	Miami/Ohio	L	47	59	12,174	
Dec 14	---	Mount St. Mary's	W	107	81	11,515	
Dec 21	---	at Vanderbilt	L	64	84	9,013	
Dec 28	---	at Saint Louis	W	83	72	6,987	
Dec 30	---	Virginia Military	W	84	56	12,429	
Jan 4	---	Evansville*	W	72	70	13,007	
Jan 6	---	East Carolina	W	61	49	11,509	
Jan 8	---	Marquette	W	60	57	12,149	
Jan 11	---	at Niagara	L	64	82	1,339	
Jan 15	---	Robert Morris	W	82	65	11,573	
Jan 21	---	at Xavier*	L	69	77	9,439	
Jan 25	---	Butler*	L	66	83	12,615	
Jan 27	---	at Notre Dame	L	54	76	8,514	
Feb 1	---	Detroit*	W	83	71	13,120	
Feb 5	---	at Cincinnati	L	48	77	11,587	
Feb 8	---	at Evansville*	L	52	58	10,791	
Feb 10	---	Brooklyn	W	80	41	11,137	
Feb 13	---	at Loyola/III.*	W	74	72	2,101	
Feb 15	---	at Tennessee	L	67	68	15,112	
Feb 19	---	Loyola/III.*	W	73	59	12,021	
Feb 22	---	at Butler*	L	73	78	4,218	
Feb 25	---	Notre Dame	W	60	58	12,709	
Feb 29	---	Xavier*	L	56	72	13,511	
Mar 7	---	at Detroit*	W	79	67	4,737	
MCC Championship (Riverfront Coliseum: Cincinnati, Ohio)							
Mar 12	---	vs Loyola/III.	L	73	83	6,779	

1992-93 SEASON RECORD: 4-26 MIDWESTERN COLLEGIATE CONFERENCE RECORD: 3-11 HEAD COACH: JIM O'BRIEN

Rankings							
Date	UD	Op	Opponent	UD	Op	Att	
Great Alaska Shootout (Sullivan Arena: Anchorage, Alaska)							
Nov 25	---	---	vs Illinois	ot L	78	86	4,393
Nov 27	---	---	vs Alabama-Birmingham	L	67	80	4,641
Nov 28	---	at Alaska-Anchorage	L	70	84	4,471	
Dec 5	---	---	Vanderbilt	L	53	75	11,341
Dec 9	---	at Miami/Ohio	L	50	57	5,260	
Dec 12	---	Louisiana Tech	W	70	60	10,733	
Dec 19	---	23 at Michigan State	L	60	65	15,121	
Dec 22	---	Tennessee	L	61	77	12,159	
Dec 29	---	21 Cincinnati	L	55	65	13,511	
Jan 2	---	Missouri-St. Louis	L	63	66	11,872	
Jan 6	---	at Marquette	L	44	82	12,941	
Jan 9	---	at Notre Dame	L	66	71	8,186	
Jan 12	---	Niagara	L	63	66	10,649	
Jan 16	---	Xavier*	L	58	85	12,553	
Jan 20	---	Evansville*	L	65	73	10,845	
Jan 23	---	Butler*	ot L	66	70	11,344	
Jan 28	---	at Loyola/III.*	W	70	69	1,306	
Jan 30	---	at Detroit*	L	70	88	7,582	
Feb 4	---	Duquesne*	W	78	77	10,622	
Feb 6	---	La Salle*	L	64	72	11,808	
Feb 9	---	Notre Dame	L	69	79	11,849	
Feb 13	---	at Xavier*	L	46	53	8,114	
Feb 15	---	Saint Louis	L	52	73	10,878	
Feb 18	---	at Butler*	L	59	74	2,580	
Feb 20	---	at Evansville*	L	36	71	11,625	
Feb 25	---	Detroit*	W	81	70	10,605	
Feb 27	---	Loyola/III.*	L	56	59	11,288	
Mar 4	---	at Duquesne*	L	51	67	2,019	
Mar 6	---	at La Salle*	L	57	67	5,201	

MCC Championship (Market Square Arena: Indianapolis, Ind.)
Mar 11 --- vs Evansville L 66 69 5,187

1993-94 SEASON RECORD: 6-21 GREAT MIDWEST CONFERENCE RECORD: 1-11 HEAD COACH: JIM O'BRIEN

Rankings							
Date	UD	Op	Opponent	UD	Op	Att	
Dec 1	---	---	Northern Kentucky	W	99	82	10,836
Dec 4	---	---	Towson State	L	70	72	10,448
Dec 6	---	---	at Illinois State	L	62	75	6,463
Dec 11	---	---	Wright State	W	83	56	13,505
Dec 18	---	---	Western Illinois	L	82	90	9,697
Dec 22	---	---	Virginia Military	W	85	73	10,224
Dec 27	---	---	Central Connecticut	W	118	60	10,378
Dec 30	---	---	Miami/Ohio	2ot L	93	99	12,030
Jan 3	---	---	DePaul*	L	86	98	10,241
Jan 5	---	---	Rice	L	64	76	10,137
Jan 8	---	---	at Wright State	L	65	77	10,803
Jan 12	---	25 at Xavier	L	46	57	7,415	
Jan 15	---	21 Cincinnati*	L	63	79	13,505	
Jan 24	---	---	Xavier	L	62	88	10,265
Jan 30	---	20 UAB*	L	52	60	10,046	
Feb 2	---	18 at Saint Louis*	L	75	94	14,791	
Feb 5	---	---	Memphis*	L	78	94	11,253
Feb 9	---	---	at Memphis*	L	71	84	2,117
Feb 13	---	17 St. Louis*	ot W	82	77	10,432	
Feb 17	---	---	at DePaul	L	77	100	6,748
Feb 20	---	22 at Marquette*	L	62	84	13,642	
Feb 23	---	22 Marquette*	L	58	63	10,658	
Feb 26	---	---	Cincinnati*	L	54	93	13,176
Mar 1	---	---	Detroit	W	93	62	10,230
Mar 3	---	24 at Alabama-Birmingham*	L	53	84	5,348	
Mar 5	---	---	at Notre Dame	L	66	72	9,089
GMW Championship (Shoemaker Center: Cincinnati, Ohio)							
Mar 10	---	21 vs St. Louis	L	46	80	12,219	

1994-95 SEASON RECORD: 7-20 GREAT MIDWEST CONFERENCE RECORD: 0-12 HEAD COACH: OLIVER PURNELL

Rankings							
Date	UD	Op	Opponent	UD	Op	Att	
Nov 26	---	---	Howard	W	91	82	12,832
Nov 30	---	---	Western Illinois	L	70	77	10,365
Dec 3	---	---	Mississippi Valley	W	91	86	10,605
Dec 5	---	---	at Miami/Ohio	L	72	81	2,834
Dec 10	---	---	at Wright State	L	53	74	9,281
Dec 17	---	---	Eastern Kentucky	W	70	65	10,288



In nine years at Dayton, Oliver Purnell coached the Flyers to 11 wins over teams ranked in the Associated Press Top 25. The normally calm, cool and collected coach never batted an eyelash when a national power visited UD Arena. The Flyers defeated eight of the last 12 ranked teams at home under Purnell. Inheriting a 6-21 squad, Purnell turned the program around in three seasons and guided UD to two NCAA berths and three NIT bids in a span of five seasons.

YEAR-BY-YEAR RESULTS

Dec 19	---	---	at Xavier	L	73	99	10,306
Dec 21	---	---	Furman	W	76	61	10,306
Dec 27	---	---	Wis.-Milwaukee	W	84	70	10,461
Dec 29	---	---	Louisville	L	78	92	13,036
Jan 12	---	---	at Alabama-Birmingham*	L	56	75	4,917
Jan 14	---	---	Saint Louis*	L	39	82	11,140
Jan 17	---	---	Notre Dame	W	73	63	11,026
Jan 20	---	---	Marquette	L	58	70	10,868
Jan 24	---	---	Southern Utah	L	68	73	10,868
Jan 26	---	19	Cincinnati*	L	60	81	13,368
Jan 28	---	---	Delaware State	W	70	60	10,155
Feb 5	---	---	DePaul*	L	71	85	10,194
Feb 9	---	---	at Detroit	L	57	75	2,191
Feb 12	---	---	at Cincinnati*	L	63	116	13,176
Feb 16	---	---	Memphis*	L	61	68	10,477
Feb 23	---	---	at Marquette*	L	59	70	13,006
Feb 25	---	---	at Saint Louis*	L	51	63	20,930
Feb 28	---	---	at Memphis*	L	60	87	10,841
Mar 2	---	---	Alabama-Birmingham*	L	55	57	10,196
Mar 4	---	---	at DePaul*	L	78	103	7,469
GMW Championship (Bradley Center: Milwaukee, WI)							
Mar 9	---	---	vs Saint Louis	L	62	78	9,549

1995-96

SEASON RECORD: 15-14
ATLANTIC 10 CONFERENCE RECORD: 6-10
HEAD COACH: OLIVER PURNELL

Rankings								
Date	UD	Op	Opponent	UD	Op	Att		
United Airlines Classic (Special Events Center: Honolulu, Hawaii)								
Nov 24	---	---	at Hawai'i	L	72	78	5,163	
Nov 25	---	---	vs Louisiana State	W	86	73	6,709	
Dec 2	---	---	vs Coastal Carolina	W	80	62	10,761	
Dec 6	---	---	at Eastern Kentucky	at L	65	71	2,250	
Dec 9	---	---	Wright State	W	98	80	12,972	
Dec 16	---	---	at Cleveland State	RR	W	68	60	11,474
Dec 19	---	---	Chicago State	W	110	76	10,127	
Dec 21	---	---	Eastern Illinois	W	85	65	10,026	
Dec 28	---	---	McNeese State	W	86	76	12,856	
Dec 30	---	---	Miami/Ohio	L	56	79	13,184	
Jan 3	---	---	Hampton	W	91	65	10,383	
Jan 6	---	1	at Massachusetts*	L	58	78	9,493	
Jan 11	---	---	Temple*	L	46	62	11,457	
Jan 14	---	---	Rhode Island*	W	84	77	10,027	
Jan 18	---	11	at Virginia Tech*	L	62	63	9,134	
Jan 21	---	---	at Geo. Washington*	L	58	77	4,328	
Jan 27	---	---	Xavier*	W	61	55	12,896	
Jan 29	---	---	at Duquesne*	L	56	59	3,099	
Feb 1	---	---	Geo. Washington*	L	65	77	10,186	
Feb 3	---	---	at Saint Joseph's*	L	60	73	3,200	
Feb 6	---	---	Bethune-Cookman	W	60	59	9,876	
Feb 10	---	---	at Fordham*	L	58	68	2,314	
Feb 17	---	---	St. Bonaventure*	W	66	58	13,152	
Feb 20	---	---	at Xavier*	L	95	102	8,540	
Feb 24	---	---	at La Salle*	W	67	60	1,961	
Feb 26	---	---	Duquesne*	W	72	69	10,484	
Feb 28	---	---	La Salle*	W	66	64	9,823	
Mar 2	---	16	Virginia Tech*	L	54	73	13,258	

A-10 Championship (The Spectrum: Philadelphia, Pa.)

Mar 6 --- vs St. Bonaventure L 60 72 7,138
RR - Rock n Roll Shootout (Gund Arena: Cleveland, Ohio)

1996-97

SEASON RECORD: 13-14
ATLANTIC 10 CONFERENCE RECORD: 6-10
HEAD COACH: OLIVER PURNELL

Rankings							
Date	UD	Op	Opponent	UD	Op	Att	
Nov 30	---	---	Florida A&M	W	89	58	10,294
Dec 4	---	---	at Miami/Ohio	L	72	92	4,330
Dec 7	---	---	Delaware State	W	83	55	10,619
Dec 11	---	22	at Louisville	L	67	80	19,413
Dec 20	---	---	Alabama State	W	81	50	10,684
Dec 22	---	---	Morehead State	W	105	75	10,426
Dec 27	---	---	Marquette	L	61	65	11,482
Dec 30	---	---	DePaul	W	71	49	11,604
Jan 4	---	---	at Rhode Island*	L	68	97	2,733
Jan 7	---	12	Xavier*	W	98	91	11,927
Jan 9	---	---	at Wright State	W	72	63	9,892
Jan 11	---	---	at La Salle*	L	51	63	1,220
Jan 13	---	---	at Temple*	L	50	75	2,743
Jan 18	---	---	Geo. Washington*	L	38	59	11,512
Jan 25	---	---	Fordham*	at W	69	66	10,539
Jan 27	---	---	Southern	W	91	56	10,094
Jan 30	---	---	at Duquesne*	L	71	80	5,098


Feb 1	---	---	at Virginia Tech*	L	52	59	5,623
Feb 4	---	---	at Saint Joseph's*	L	82	89	10,214
Feb 8	---	---	at St. Bonaventure*	L	69	70	6,000
Feb 12	---	19	at Xavier*	L	53	79	10,008
Feb 15	---	---	Virginia Tech*	W	59	54	10,863
Feb 20	---	---	La Salle*	W	72	62	10,024
Feb 23	---	---	Massachusetts*	W	69	67	11,893
Feb 26	---	---	Duquesne*	W	78	64	10,808
Mar 1	---	---	at Geo. Washington*	L	57	71	4,283
A-10 Championship (The Spectrum: Philadelphia, Pa.)							
Mar 5	---	---	vs St. Bonaventure	L	75	81	6,011

1997-98

NIT SECOND ROUND
A-10 WEST DIVISION TRI-CHAMPIONS
SEASON RECORD: 21-12
ATLANTIC 10 CONFERENCE RECORD: 11-5
HEAD COACH: OLIVER PURNELL

Rankings							
Date	UD	Op	Opponent	UD	Op	Att	
Nov 15	---	---	Murray State	L	69	76	11,306
Nov 22	---	---	Miami/Ohio	2ot L	86	93	11,824
San Juan Shootout (Caguas Municipal Center: Caguas, Puerto Rico)							
Nov 28	---	---	vs Pennsylvania	W	71	60	178
Nov 29	---	---	vs South Florida	W	72	61	178
Nov 30	---	---	vs West Virginia	L	74	96	203
Dec 6	---	---	Eastern Michigan	W	81	76	10,086
Dec 13	---	---	Wright State	W	94	63	11,657
Dec 18	---	---	Northeast Louisiana	W	83	73	10,626
Dec 21	---	---	at Marquette	L	68	86	11,082
Dec 23	---	---	at DePaul	W	70	57	3,395

In 1998, UD went 21-12 and returned to the National Invitation Tournament for the first time in 14 years, defeating Long Island in the first round at UD Arena. Dayton dropped its second round game to Penn State, 77-74. But the message was clear, after taking over a 6-21 program four years earlier, Head Coach Oliver Purnell had brought Dayton basketball back to the national level.



Dec 27	---	---	Northwestern	W	77	69	12,162
Dec 29	---	---	Prairie View	W	110	52	10,161
Jan 3	---	---	at Fordham*	W	66	54	1,651
Jan 6	---	---	St. Bonaventure*	W	74	59	10,081
Jan 10	---	---	La Salle*	W	89	72	12,107
Jan 15	---	---	Virginia Tech*	W	85	60	11,875
Jan 18	---	---	at Geo. Washington*	L	61	81	5,454
Jan 20	---	---	at La Salle*	L	60	73	1,163
Jan 24	---	19	Xavier*	W	93	82	13,521
Jan 28	---	---	Temple*	W	67	62	11,179
Feb 1	---	---	at Massachusetts*	L	69	85	9,493
Feb 3	---	---	Cleveland State	L	78	79	10,862
Feb 7	---	---	Duquesne*	W	86	78	13,318
Feb 11	---	---	at Saint Joseph's*	ot W	67	64	3,200
Feb 14	---	17	Geo. Washington*	W	78	64	12,061
Feb 18	---	---	at Virginia Tech*	L	53	54	3,819
Feb 21	---	---	Rhode Island*	W	71	62	13,521
Feb 25	---	---	at Duquesne*	W	68	62	5,903
Mar 1	---	---	at Xavier*	L	84	89	10,100

A-10 Championship (The Spectrum: Philadelphia, Pa.)

Mar 4 --- vs Fordham W 68 60 7,144
Mar 5 --- vs Rhode Island L 70 83 9,435

National Invitation Tournament (UD Arena: Dayton, Ohio)

Mar 11 --- Long Island W 95 92 10,665
Mar 16 --- Penn State L 74 77 13,409

1998-99

SEASON RECORD: 11-17
ATLANTIC 10 CONFERENCE RECORD: 5-11
HEAD COACH: OLIVER PURNELL

Rankings							
Date	UD	Op	Opponent	UD	Op	Att	
Nov 14	---	---	Kent State	W	89	73	12,235
Nov 18	---	---	IUPUI	W	76	66	10,483
Nov 22	---	---	at Miami/Ohio	L	62	76	8,172
Nov 28	---	---	Marquette	W	81	49	10,745
Dec 5	---	---	at Northwestern	L	57	64	4,216
Dec 12	---	---	Toledo	L	55	56	11,764
Dec 19	---	---	Eastern Michigan	W	83	58	12,811
Dec 21	---	---	Louisville	L	65	68	12,774
Dec 27	---	4	vs Cincinnati	RR L	51	53	15,440
Dec 30	---	---	DePaul*	W	70	59	11,641
Jan 2	---	---	Fordham*	W	71	55	11,091
Jan 6	---	---	Saint Joseph's*	W	67	53	11,412
Jan 10	---	---	at Rhode Island*	L	56	78	3,885
Jan 14	---	---	at Geo. Washington*	L	69	81	4,172
Jan 16	---	---	at La Salle*	L	70	81	2,315
Jan 21	---	---	Virginia Tech*	ot L	64	73	11,661
Jan 23	---	---	at Duquesne*	W	66	59	5,323
Jan 28	---	---	Massachusetts*	ot L	57	59	11,639
Jan 30	---	---	Xavier*	W	91	86	13,521
Feb 4	---	---	at Temple*	L	54	67	6,559
Feb 6	---	---	at St. Bonaventure*	L	67	77	5,912
Feb 14	---	---	Geo. Washington*	L	65	69	12,873
Feb 17	---	---	Duquesne*	W	63	44	12,494
Feb 20	---	---	at Virginia Tech*	L	55	58	4,809
Feb 24	---	---	at Xavier*	L	62	90	10,100
Feb 27	---	---	La Salle*	L	74	88	12,481

A-10 Championship (The Spectrum: Philadelphia, Pa.)

Mar 3 --- vs St. Bonaventure ot W 70 69 7,195
Mar 4 --- vs George Washington L 90 100 7,881
RR - Rock n Roll Shootout (Gund Arena: Cleveland, Ohio)

1999-2000

NCAA FIRST ROUND
A-10 WEST DIVISION CHAMPIONS
SEASON RECORD: 22-9
ATLANTIC 10 CONFERENCE RECORD: 11-5
HEAD COACH: OLIVER PURNELL

Rankings							
Date	UD	Op	Opponent	UD	Op	Att	
CoSIDA Classic (The Pit: Albuquerque, N.M.)							
Nov 19	---	---	at New Mexico	W	70	57	15,740
Nov 20	---	---	vs Sanford	W	65	63	16,207
Nov 26	---	---	Mt. St. Mary's	W	73	51	11,066
Nov 29	---	12	vs Kentucky	W	68	66	17,232
Dec 1	---	---	Maryland-Baltimore Co.	W	83	60	11,255
Dec 4	---	---	Winthrop	W	76	49	11,606
Dec 7	---	---	at Marquette	W	63	60	8,163
Dec 11	---	---	Coastal Carolina	W	105	79	12,453
Dec 18	---	---	at Cleveland State	L	60	75	4,975

YEAR-BY-YEAR RESULTS

2007 DAYTON BASKETBALL

Dec 21	---	---	Texas A & M	W	81	68	12,824
Dec 23	---	---	Saint Louis	L	74	83	12,491
Dec 29	---	---	Miami	W	78	70	13,509
Jan 9	---	---	Virginia Tech*	W	62	50	12,813
Jan 11	---	---	Xavier*	W	76	72	13,553
Jan 15	---	---	at Fordham*	L	61	70	3,056
Jan 20	---	---	at Massachusetts*	W	57	52	4,835
Jan 22	---	---	Geo. Washington*	W	83	76	12,535
Jan 25	---	---	La Salle*	W	69	60	11,713
Jan 29	---	---	at Saint Joseph's*	W	66	62	3,200
Feb 2	---	---	at Xavier*	ot L	64	65	10,100
Feb 6	---	---	Duquesne	W	93	77	13,090
Feb 9	---	---	at Geo. Washington*	L	90	95	4,214
Feb 12	---	---	St. Bonaventure*	W	68	64	13,553
Feb 17	---	7	Temple*	L	58	64	13,553
Feb 23	---	---	at La Salle*	W	71	64	2,414
Feb 26	---	---	Rhode Island*	W	77	51	13,521
Mar 2	---	---	at Duquesne*	W	94	64	4,402
Mar 4	---	---	at Virginia Tech*	L	52	64	5,513
A-10 Championship (The Spectrum: Philadelphia, Pa.)							
Mar 9	---	---	vs Saint Joseph's	W	67	64	7,779
Mar 10	---	---	vs St. Bonaventure	L	50	56	13,202
NCAA Tournament (McKale Center: Tucson, Ariz.)							
Mar 16	---	---	Purdue	L	61	62	13,363

2000-01

NIT QUARTERFINALIST

SEASON RECORD: 21-13

ATLANTIC 10 CONFERENCE RECORD: 9-7

HEAD COACH: OLIVER PURNELL

Rankings							
Date	UD	Op	Opponent	UD	Op	Att	
EA Sports Maui Invitational (Lahaina Civic Center, Maui, Hawai'i)							
Nov 20	---	12	vs Connecticut	W	80	66	2,500
Nov 21	---	1	vs Arizona	L	59	76	2,500
Nov 22	---	6	vs Maryland	W	77	71	2,500
Nov 29	24	22	Cincinnati	L	75	82	13,553
Dec 2	24	---	Marshall	L	65	67	12,026
Dec 6	---	---	at Miami	W	55	54	8,212
Dec 9	---	---	Prairie View A & M	W	86	63	11,532
Dec 16	---	---	at Saint Louis	W	76	73	11,937
Dec 19	---	---	Old Dominion	L	76	81	11,346
Dec 21	---	---	Morehead State	W	71	53	11,278
Dec 23	---	---	at Louisville	W	91	68	18,739
Dec 30	---	---	Marquette	W	61	60	13,268
Jan 2	---	---	Siena	W	87	67	11,211
Jan 6	---	---	Duquesne*	W	70	61	12,237
Jan 11	---	---	Temple*	L	58	68	13,224
Jan 14	---	---	at Saint Joseph's*	L	71	84	3,200
Jan 20	---	---	at Massachusetts*	L	57	62	4,113
Jan 21	---	---	La Salle*	W	62	43	12,675
Jan 25	---	---	at St. Bonaventure*	L	51	66	6,000
Jan 27	---	---	Fordham*	W	81	74	13,347
Jan 30	---	---	at Xavier*	L	72	82	10,250
Feb 3	---	---	at Duquesne*	W	82	63	5,234
Feb 6	---	---	Massachusetts*	W	89	76	13,408
Feb 10	---	---	at Rhode Island*	W	73	64	2,531
Feb 17	---	---	Geo. Washington*	W	82	79	13,553
Feb 21	---	23	Saint Joseph's*	L	72	82	13,553
Feb 24	---	---	at Temple*	W	62	70	6,093
Feb 28	---	---	at Fordham*	W	83	70	2,328
Mar 4	---	24	Xavier*	W	65	62	13,553
A-10 Championship (The Spectrum: Philadelphia, Pa.)							
Mar 7	---	---	vs Rhode Island	W	85	59	6,486
Mar 8	---	---	vs Temple	L	63	76	7,034
National Invitation Tournament (UD Arena: Dayton, Ohio)							
Mar 14	---	---	UNC Wilmington	W	68	59	9,638
Mar 19	---	---	Richmond	W	71	56	9,113
Mar 21	---	---	Detroit	L	42	59	9,307

2001-02

NIT FIRST ROUND

SEASON RECORD: 21-11

ATLANTIC 10 CONFERENCE RECORD: 10-6

HEAD COACH: OLIVER PURNELL

Rankings							
Date	UD	Op	Opponent	UD	Op	Att	
Nov 18	---	---	Toledo	W	69	50	12,147
Nov 21	---	---	Central Michigan	W	81	65	12,643
Nov 24	---	---	at Villanova	L	57	59	6,500
Nov 28	---	---	at Cincinnati	L	55	77	12,142
Dec 1	---	---	Morehead State	W	85	41	12,487
Dec 5	---	17	at Marquette	L	51	73	10,002
Dec 8	---	---	Eastern Kentucky	W	82	70	12,021
Dec 15	---	---	at Purdue	W	83	72	9,316



Dec 18	---	---	Austin Peay	W	76	61	12,344
Dec 22	---	---	Saint Louis	W	69	63	12,237
Dec 29	---	---	Miami	W	60	23	13,345
Jan 5	---	---	Xavier*	L	59	66	13,553
Jan 9	---	---	Geo. Washington*	W	83	59	12,069
Jan 12	---	---	at Duquesne*	W	88	44	4,407
Jan 19	---	---	Richmond*	W	68	52	13,086
Jan 23	---	---	at La Salle*	W	71	69	2,125
Jan 26	---	---	at Xavier*	L	59	75	10,250
Jan 29	---	---	at Massachusetts*	W	83	68	6,146
Feb 3	---	---	St. Bonaventure*	L	75	81	13,102
Feb 6	---	---	at Fordham*	W	92	78	2,395
Feb 10	---	---	at Richmond*	L	54	63	7,076
Feb 13	---	---	Duquesne*	W	82	50	12,793
Feb 16	---	---	Rhode Island*	W	66	57	13,553
Feb 21	---	---	at Geo. Washington*	W	89	53	2,128
Feb 23	---	---	at Saint Joseph's*	L	68	70	3,200
Feb 27	---	---	Temple*	ot L	70	75	13,093
Mar 2	---	---	La Salle*	W	95	72	12,850
A-10 Championship (The Spectrum: Philadelphia, Pa.)							
Mar 6	---	---	vs Rhode Island	W	90	71	5,571
Mar 7	---	---	vs Saint Joseph's	W	81	74	6,589
Mar 8	---	24	vs Xavier	L	59	66	7,034
National Invitation Tournament (UD Arena: Dayton, Ohio)							
Mar 13	---	---	Detroit	W	80	69	7,130
Mar 15	---	---	Tennessee Tech	L	59	69	7,760

March 18, 2004 was the final game for the Flyers for seniors Keith Waleskowski (below), Ramond Marshall (above) and Sean Finn. Each of the trio hit 1,000 points in their career. The March 18th NCAA Tournament loss to DePaul -- in which those three seniors combined for 49 of UD's 69 points -- was only the sixth time three players with 1,000 career points played together for UD. Marshall and Waleskowski were part of multiple trios; as the two and Brooks Hall pulled the feat in 2003.

2002-03

NCAA FIRST ROUND

A-10 CHAMPIONS


SEASON RECORD: 24-6
ATLANTIC 10 CONFERENCE RECORD: 14-2
HEAD COACH: OLIVER PURNELL

Rankings							
Date	UD	Op	Opponent	UD	Op	Att	
Nov 24	---	---	Delaware State	W	65	38	11,770
Nov 27	---	---	Evansville	W	64	59	11,176
Nov 30	---	21	Cincinnati	W	75	69	13,409
Dec 4	---	---	at Miami	L	63	78	5,112
Dec 7	---	---	UNC Wilmington	W	59	48	11,888
Dec 14	---	---	at Saint Louis	L	55	63	8,448
Dec 17	---	---	Ball State	W	80	65	11,598
Dec 20	---	---	at Old Dominion	W	71	67	5,532
Dec 22	---	---	Villanova	W	80	78	12,375
Dec 29	---	3	at Duke	L	74	85	9,314
Jan 4	---	13	Marquette	ot W	92	85	12,037
Jan 8	---	---	La Salle*	W	76	72	12,289
Jan 11	---	---	Duquesne*	W	77	72	12,489



YEAR-BY-YEAR RESULTS

THIS IS UD | BASKETBALL STAFF | 2007-08 UD FLYERS | 2006-07 YEAR IN REVIEW | OPPONENTS | UD ARENA | HISTORY | SERIES | UNIVERSITY | MEDIA



The 2003-04 Flyers, under first-year head coach Brian Gregory, the 2003 EA Sports Maui Invitational title. Gregory stands as the only coach in the history of the Maui Invitational to win it as a "rookie." UD's all-time winning percentage in the prestigious tournament is now .833 (5-1). Only Duke's is better among teams with multiple Maui appearances.

Date	UD	Op	Opponent	W	L	Points
Jan 15	---	---	Richmond*	W	66	53, 12,105
Jan 18	---	---	at Geo. Washington*	W	71	61, 4,102
Jan 25	---	---	at Temple*	W	57	49, 5,793
Jan 29	---	---	Massachusetts*	W	83	55, 12,553
Feb 1	---	---	at La Salle*	W	75	70, 3,520
Feb 5	---	---	at Duquesne*	W	76	75, 13,102
Feb 8	---	20	at Xavier*	L	77	85, 10,250
Feb 12	---	---	Geo. Washington*	W	87	68, 12,811
Feb 15	---	25	Saint Joseph's*	W	66	56, 13,409
Feb 19	25	---	at Richmond*	W	70	63, 4,129
Feb 22	25	14	Xavier*	L	72	73, 13,409
Feb 26	25	---	at Rhode Island*	W	82	70, 5,903
Mar 1	25	---	Fordham*	at W	69	64, 13,409
A-10 Conference Championship (UD Arena: Dayton, Ohio)						
Mar 13	22	---	vs Rhode Island	W	74	57, 10,897
Mar 14	22	25	vs Saint Joseph's	W	73	73, 11,648
Mar 15	22	---	vs Temple	W	79	72, 11,537
NCAA Tournament (Spokane Arena, Spokane, Wash.)						
Mar 20	16	---	Tulsa	L	71	84, 11,171

2003-04 NCAA FIRST ROUND A-10 WEST DIVISION CHAMPIONS EA SPORTS MAUI INVITATIONAL CHAMPS

SEASON RECORD: 24-9
ATLANTIC 10 CONFERENCE RECORD: 12-4
HEAD COACH: BRIAN GREGORY

Date	UD	Op	Opponent	UD	Op	Att
Nov 21	---	---	at Pepperdine	W	90	77, 1,899
EA Sports Maui Invitational (Lahaina Civic Center: Maui, Hawaii)						
Nov 24	---	---	vs Central Michigan	W	82	63, 2,500
Nov 25	---	---	vs San Diego State	W	76	71, 2,500
Nov 26	---	---	vs Hawaii	W	82	72, 2,500
Dec 3	---	---	Miami	W	67	61, 12,798
Dec 6	---	---	Wagner	W	67	65, 12,662
Dec 9	25	---	Louisiana-Lafayette	W	66	59, 12,055
Dec 13	25	---	IUPUI	W	61	59, 12,277
Dec 20	24	---	Prairie View	W	78	65, 12,136
Dec 23	23	14	at Cincinnati	L	52	83, 13,176
Dec 29	---	---	Wofford	W	81	64, 13,177
Dec 31	---	---	Saint Louis	L	49	60, 12,353
Jan 3	---	---	at Wyoming	L	59	61, 7,544
Jan 7	---	---	St. Bonaventure*	W	76	72, 12,899
Jan 10	---	---	Temple*	W	60	56, 13,409
Jan 14	---	---	at Richmond*	W	55	50, 5,282
Jan 17	---	---	at Fordham*	W	75	56, 2,251
Jan 21	---	---	George Washington*	W	74	66, 12,558
Jan 24	---	---	at La Salle*	W	77	75, 3,715
Jan 31	---	---	Xavier*	W	74	67, 13,409

Date	UD	Op	Opponent	UD	Op	Att
Feb 4	---	---	Richmond*	at W	62	57, 12,764
Feb 8	---	---	at Massachusetts*	W	66	59, 4,076
Feb 11	---	3	at Saint Joseph's*	L	67	81, 3,200
Feb 15	---	---	Duquesne*	W	70	58, 13,260
Feb 18	---	---	at George Washington*	L	64	66, 5,033
Feb 21	---	---	at Xavier*	L	67	60, 10,250
Feb 28	---	---	La Salle*	W	72	58, 13,409
Mar 3	---	---	Rhode Island*	L	63	65, 12,665
Mar 6	---	---	at Duquesne*	W	73	69, 5,406
A-10 Conference Championship (UD Arena: Dayton, Ohio)						
Mar 11	---	---	Duquesne	W	69	56, 10,178
Mar 12	---	---	Richmond	W	58	56, 11,566
Mar 13	---	---	Xavier	L	49	58, 13,133
NCAA Tournament (HSBC Arena, Buffalo, N.Y.)						
Mar 18	---	---	vs DePaul	2 of L	69	76, 18,698

2004-05 SEASON RECORD: 18-11 ATLANTIC 10 CONFERENCE RECORD: 10-6 HEAD COACH: BRIAN GREGORY

Date	UD	Op	Opponent	UD	Op	Att
Nov 21	---	---	Eastern Kentucky	L	66	73, 12,254
Nov 27	---	---	Coppin State	W	55	42, 12,011
Dec 1	---	---	at DePaul	L	59	70, 8,787
Dec 4	---	24	Cincinnati	L	55	65, 13,409
Dec 7	---	---	Wyoming	W	62	57, 12,135
Dec 11	---	---	Texas Southern	W	79	60, 12,145
Dec 18	---	---	at Saint Louis	W	62	54, 8,108
Dec 20	---	---	Northwestern State	W	64	55, 11,525
Dec 23	---	---	Akron	W	77	66, 12,329
Dec 29	---	---	at Vanderbilt	L	74	90, 9,311
Jan 5	---	---	Duquesne*	2ot L	93	94, 12,275
Jan 9	---	---	Cornell	W	62	51, 12,587
Jan 12	---	---	Richmond*	W	63	62, 12,761
Jan 15	---	---	at Duquesne*	W	71	60, 3,615
Jan 19	---	---	Saint Joseph's*	W	58	54, 12,506
Jan 22	---	---	La Salle*	W	66	58, 13,409
Jan 27	---	---	at Rhode Island	W	56	49, 4,370
Jan 30	---	---	at George Washington	L	73	82, 4,236
Feb 2	---	---	Fordham	W	65	47, 12,462
Feb 5	---	---	at Richmond	L	58	61, 7,385
Feb 9	---	---	at Temple	L	70	78, 2,954
Feb 12	---	---	at La Salle	W	56	45, 2,712
Feb 19	---	---	Xavier	W	59	55, 13,409
Feb 22	---	---	at St. Bonaventure	W	68	61, 4,173
Feb 26	---	---	George Washington	L	59	62, 13,409
Mar 1	---	---	Massachusetts	W	53	52, 12,488
Mar 5	---	---	at Xavier	L	65	74, 10,250
A-10 Conference Championship (U.S. Bank Arena: Cincinnati, Ohio)						
Mar 9	---	---	vs St. Bonaventure	W	78	48, 5,872
Mar 10	---	---	vs Temple	L	51	61, 7,221

2005-2006

SEASON RECORD: 14-17
ATLANTIC 10 CONFERENCE RECORD: 6-10
HEAD COACH: BRIAN GREGORY

Date	UD	Op	Opponent	UD	Op	Att
Nov 18	---	---	Tennessee Tech	W	81	60, 13,040
Nov 21	---	---	at Miami	L	42	58, 6,038
Nov 23	---	---	Morehead State	W	67	41, 12,346
Nov 26	---	---	Creighton	at L	90	91, 14,880
Nov 29	---	---	at Cincinnati	W	75	66, 9,199
Dec 1	---	---	Pepperdine	W	63	45, 12,436
Dec 3	---	---	Grambling	W	9	55, 12,523
Dec 7	---	---	Central Michigan	W	61	36, 12,018
Dec 10	---	---	DePaul	L	54	61, 12,302
Las Vegas Holiday Classic (Valley High School: Las Vegas, NV)						
Dec 17	---	---	Arkansas-Monticello	W	63	46, 11,725
Dec 19	---	---	Florida A&M	W	73	48, 11,810
Dec 22	---	---	vs Cincinnati	L	63	81, 1,100
Dec 23	---	---	vs Northern Iowa	L	67	74, 1,100
Dec 30	---	---	Vanderbilt	L	60	63, 13,162
Jan 4	---	---	at Fordham*	L	56	66, 1,994
Jan 7	---	---	Charlotte*	L	65	73, 12,098
Jan 14	---	---	at Richmond*	L	50	58, 4,108
Jan 18	---	---	Temple*	L	51	53, 11,648
Jan 21	---	---	Duquesne*	W	85	63, 12,575
Jan 25	---	---	St. Bonaventure*	W	78	58, 12,088
Jan 28	---	---	at Xavier*	L	55	60, 10,250
Feb 1	---	---	Saint Joseph's*	W	77	69, 11,722
Feb 4	---	---	at Charlotte*	L	49	62, 9,105
Feb 8	---	8	at George Washington*	L	67	81, 5,000
Feb 11	---	---	Saint Louis*	W	46	44, 13,156
Feb 18	---	---	at La Salle*	L	71	74, 3,612
Feb 21	---	---	Xavier*	W	66	62, 13,092
Feb 25	---	---	at Massachusetts*	L	47	66, 5,508
Mar 1	---	---	at Saint Louis*	at W	72	70, 10,264
Mar 4	---	---	Rhode Island*	L	56	65, 13,435
A-10 Conference Championship (U.S. Bank Arena: Cincinnati, Ohio)						
Mar 8	---	---	vs Saint Joseph's	L	55	67, 4,010

2006-2007

SEASON RECORD: 19-12
ATLANTIC 10 CONFERENCE RECORD: 8-8
HEAD COACH: BRIAN GREGORY

Date	UD	Op	Opponent	UD	Op	Att
Nov 11	---	---	Austin Peay	W	78	62, 12,059
Nov 15	---	---	North Carolina A&T	W	79	66, 11,666
Nov 18	---	---	at SMU	L	48	53, 2,707
Nov 21	---	---	Yale	W	73	62, 12,028
Nov 24	---	---	vs Louisville	W	68	64, 8,250
Nov 28	---	---	South Carolina State	W	67	55, 11,425
Dec 2	---	---	Holy Cross	W	69	53, 12,149
Dec 6	---	---	Creighton	W	60	54, 11,895
Dec 9	---	---	Grambling	W	58	49, 12,009
Dec 16	---	---	Western Carolina	W	66	55, 12,354
Dec 20	---	---	Miami	W	56	54, 12,178
Dec 23	---	---	at Pittsburgh	L	54	84, 12,508
Dec 31	---	---	at North Carolina	L	51	81, 19,967
Jan 4	---	---	Charlotte*	W	66	63, 11,655
Jan 7	---	---	at Rhode Island*	L	74	75, 3,791
Jan 13	---	---	La Salle*	W	84	82, 12,819
Jan 17	---	---	at Charlotte 49ers*	L	59	80, 6,378
Jan 20	---	---	Richmond*	W	72	54, 12,727
Jan 24	---	---	at Duquesne*	L	89	93, 1,743
Jan 27	---	---	at Xavier*	L	67	83, 10,250
Jan 31	---	---	George Washington*	W	84	69, 11,622
Feb 4	---	---	at Saint Joseph's*	L	65	71, 3,103
Feb 7	---	---	Fordham*	W	57	45, 11,853
Feb 10	---	---	at St. Bonaventure*	W	69	62, 3,358
Feb 18	---	---	Massachusetts*	L	69	77, 13,213
Feb 21	---	---	at Saint Louis*	L	56	66, 8,847
Feb 24	---	---	Xavier*	L	67	75, 13,435
Feb 28	---	---	at Temple*	W	73	65, 3,414
Mar 3	---	---	Saint Louis*	2ot W	65	64, 13,435
A-10 Conference Championship (Boardwalk Hall: Atlantic City, NJ)						
Mar 7	---	---	vs Charlotte	W	81	63, 44,066
Mar 8	---	---	vs Xavier	L	51	72, 4,762





YEAR-BY-YEAR RESULTS

2007 DAYTON BASKETBALL

Year	All W-L	Home W-L	Away W-L	Conf W-L	Postseason W-L	Tournament
No Coach (54-9)						
1903-04	5-1	---	---	Independent	---	---
1904-05	6-1	---	---	Independent	---	---
1905-06	7-2	---	---	Independent	---	---
1906-07	14-0	---	---	Independent	---	---
1907-08	10-3	---	---	Independent	---	---
1908-09	12-2	---	---	Independent	---	---
Coach Fr. William O'Malley (15-6)						
1909-10	5-6	---	---	Independent	---	---
1910-11	10-0	---	---	Independent	---	---
Coach Harry Solimano (34-12, also includes 1919-20)						
1911-12	13-0	---	---	Independent	---	---
1912-13	11-0	---	---	Independent	---	---
1913-14	5-4	---	---	Independent	---	---
Coach Al Mahrt (9-12, also includes 1917-19)						
1914-15	4-4	---	---	Independent	---	---
Coach Alfred McCray (19-5)						
1915-16	11-2	---	---	Independent	---	---
1916-17	8-3	---	---	Independent	---	---
Mahrt (see above, 1914-15)						
1917-18	2-4	---	---	Independent	---	---
1918-19	3-4	---	---	Independent	---	---
Solimano (see above, 1911-14)						
1919-20	5-8	---	---	Independent	---	---
Coach Dutch Thiele (6-16)						
1920-21	6-16	---	---	Independent	---	---
Coach William Sherry (6-8)						
1921-22	6-8	---	---	Independent	---	---
Coach Van Hill (8-8)						
1922-23	8-8	---	---	Independent	---	---
Coach Harry Baujan (46-38)						
1923-24	9-5	---	---	Independent	---	---
1924-25	9-11	---	---	Independent	---	---
1925-26	7-8	---	---	Independent	---	---
1926-27	10-9	---	---	Independent	---	---
1927-28	11-5	---	---	Independent	---	---
Coach George Fitzgerald (9-10)						
1928-29	9-10	---	---	Independent	---	---
Coach Bill Belanich (16-48)						
1929-30	4-14	---	---	Independent	---	---
1930-31	2-15	---	---	Independent	---	---
1931-32	3-12	---	---	Independent	---	---
1932-33	7-7	---	---	Independent	---	---
Coach Louis Tschudi (13-18)						
1933-34	9-7	---	---	Independent	---	---
1934-35	4-11	---	---	Independent	---	---
Coach Joe Holsinger (18-48)						
1935-36	3-13	---	---	Independent	---	---
1936-37	7-12	---	---	Independent	---	---
1937-38	6-11	---	---	Independent	---	---
1938-39	2-12	---	---	Independent	---	---
Coach James Carter (41-75)						
1939-40	4-17	---	---	Independent	---	---
1940-41	9-14	---	---	Independent	---	---
1941-42	12-6	---	---	Independent	---	---
1942-43	9-8	---	---	Independent	---	---
1945-46	3-13	---	---	Independent	---	---
1946-47	4-17	---	---	Independent	---	---

Year	All W-L	Home W-L	Away W-L	Conf W-L	Postseason W-L	Tournament	
Coach Tom Blackburn (352-141; 10 NITs; 1 NCAA)							
1947-48	12-14	---	---	Independent	---	---	
1948-49	16-14	8-4	8-10	Independent	1-1	NCI 2nd Round	
1949-50	24-8	16-0	8-8	Independent	1-1	OCT Runnerup	
1950-51	27-5	15-1	12-4	Independent	3-1	NIT Runnerup	
1951-52	28-5	15-1	13-4	Independent	3-1	NIT Runnerup	
					1-1	NCAA Sweet 16	
1952-53	16-13	12-4	4-9	Independent	---	---	
1953-54	25-7	15-1	10-6	Independent	1-1	NIT Quarterfinalist	
1954-55	25-4	14-1	11-3	Independent	2-1	NIT Runnerup	
1955-56	25-4	14-1	11-3	Independent	2-1	NIT Runnerup	
1956-57	19-9	12-3	7-6	Independent	1-1	NIT Quarterfinalist	
1957-58	25-4	14-1	11-3	Independent	2-1	NIT Runnerup	
1958-59	14-12	11-4	3-8	Independent	---	---	
1959-60	21-7	15-0	6-7	Independent	1-1	NIT Quarterfinalist	
1960-61	20-9	14-1	6-8	Independent	1-2	NIT Final Four	
1961-62	24-6	14-1	10-5	Independent	4-0	NIT Champions	
1962-63	16-10	12-3	4-7	Independent	---	---	
1963-64	15-10	11-4	4-6	Independent	---	---	
Coach Don Donoher (437-275; 8 NCAA's; 7 NITs)							
1964-65	22-7	15-1	7-6	Independent	2-1	NCAA Sweet 16	
1965-66	23-6	14-1	9-5	Independent	1-2	NCAA Sweet 16	
1966-67	25-6	13-2	12-4	Independent	4-1	NCAA Runnerup	
1967-68	21-9	13-2	8-7	Independent	4-0	NIT Champions	
1968-69	20-7	14-1	6-6	Independent	0-1	NCAA 1st Round	
1969-70	19-8	11-4	8-4	Independent	0-1	NCAA 1st Round	
1970-71	18-9	13-3	5-6	Independent	0-1	NIT 1st Round	
1971-72	13-13	10-5	3-8	Independent	---	---	
1972-73	13-13	10-6	3-7	Independent	---	---	
1973-74	20-9	15-1	5-8	Independent	1-2	NCAA Sweet 16	
1974-75	10-16	8-9	2-7	Independent	---	---	
1975-76	14-13	12-5	2-8	Independent	---	---	
1976-77	16-11	12-6	4-5	Independent	---	---	
1977-78	19-10	17-3	2-7	Independent	1-1	NIT Quarterfinalist	
1978-79	19-10	15-3	4-7	Independent	1-1	NIT 2nd Round	
1979-80	13-14	12-5	1-9	Independent	---	---	
1980-81	18-11	14-3	4-8	Independent	1-1	NIT 2nd Round	
1981-82	21-9	16-2	5-7	Independent	2-1	NIT Quarterfinalist	
1982-83	18-10	13-4	5-6	Independent	---	---	
1983-84	21-11	14-2	7-9	Independent	3-1	NCAA Great Eight	
1984-85	19-10	15-3	4-7	Independent	0-1	NCAA 1st Round	
1985-86	17-13	15-2	2-11	Independent	0-1	NIT 1st Round	
1986-87	13-15	10-7	3-8	Independent	---	---	
1987-88	13-18	8-8	5-10	Independent	---	---	
1988-89	12-17	9-8	3-9	Midwestern	---	---	
Coach Jim O'Brien (61-87; 1 NCAA)							
1989-90	22-10	16-3	6-7	10-4	Midwestern	1-1	NCAA 2nd Round
1990-91	14-15	11-7	3-8	8-6	Midwestern	---	---
1991-92	15-15	12-4	3-11	5-5	Midwestern	---	---
1992-93	4-26	3-12	1-14	3-11	Midwestern	---	---
1993-94	6-21	6-10	0-11	1-11	Great Midwest	---	---
Coach Oliver Purnell (155-116; 2 NCAA's; 3 NIT)							
1994-95	7-20	7-9	0-11	0-12	Great Midwest	---	---
1995-96	15-14	12-4	3-10	6-10	Atlantic 10	---	---
1996-97	13-14	12-3	1-11	6-10	Atlantic 10	---	---
1997-98	21-12	14-4	7-8	11-5	Atlantic 10	1-1	NIT 2nd Round
1998-99	11-17	9-6	2-11	5-11	Atlantic 10	---	---
1999-00	22-9	13-2	6-5	11-5	Atlantic 10	0-1	NCAA 1st Round
2000-01	21-13	12-6	9-7	9-7	Atlantic 10	2-1	NIT Quarterfinals
2001-02	21-11	13-4	8-7	10-6	Atlantic 10	1-1	NIT 1st Round
2002-03	24-6	17-1	7-5	14-2	Atlantic 10	0-1	NCAA 1st Round
Coach Brian Gregory (75-49; 1 NCAA)							
2003-04	24-9	15-3	9-6	12-4	Atlantic 10	0-1	NCAA 1st Round
2004-05	18-11	12-4	5-6	10-6	Atlantic 10	---	---
2005-06	14-17	12-5	2-12	6-10	Atlantic 10	---	---
2006-07	19-12	15-2	4-10	8-8	Atlantic 10	---	---

YEAR-BY-YEAR RESULTS



Career By Wins

	<i>Coach</i>	<i>Games</i>	<i>W</i>	<i>L</i>	<i>Pct.</i>
1	Don Donoher	712	437	275	.614
2	Tom Blackburn	493	352	141	.714
3	Oliver Purnell	271	155	116	.572
4	Brian Gregory	124	75	49	.605
5	Jim O'Brien	148	61	87	.412
6	Harry Baujan	84	46	38	.548
7	James Carter	116	41	75	.353
8	Harry Solimano	46	34	12	.739
9	Alfred McCray	24	19	5	.792
10	Joe Holsinger	66	18	48	.273
11	Bill Belanich	64	16	48	.250
12	Fr. William O'Malley	21	15	6	.714
13	Louis Tschudi	31	13	18	.419
14	Van Hill	16	9	7	.563
	George Fitzgerald	19	9	10	.474
	Al Mahrt	21	9	12	.429
17	William Sherry	14	6	8	.429
18	Dutch Thiele	22	6	16	.273

Career By Win Percentage

	<i>Coach</i>	<i>Games</i>	<i>W</i>	<i>L</i>	<i>Pct.</i>
1	Alfred McCray	24	19	5	.792
2	Harry Solimano	46	34	12	.739
3	Fr. William O'Malley	21	15	6	.714
	Tom Blackburn	493	352	141	.714
5	Don Donoher	712	437	275	.614
6	Brian Gregory	124	75	49	.605
7	Oliver Purnell	271	155	116	.572
8	Van Hill	16	9	7	.563
9	Harry Baujan	84	46	38	.548
10	George Fitzgerald	19	9	10	.474
11	Al Mahrt	21	9	12	.429
	William Sherry	14	6	8	.429
13	Louis Tschudi	31	13	18	.419
14	Jim O'Brien	148	61	87	.412
15	James Carter	116	41	75	.353
16	Dutch Thiele	22	6	16	.273
	Joe Holsinger	66	18	48	.273
	Bill Belanich	64	16	48	.250

Career By Games Coached

	<i>Coach</i>	<i>Games</i>	<i>W</i>	<i>L</i>	<i>Pct.</i>
1	Don Donoher	712	437	275	.614
2	Tom Blackburn	493	352	141	.714
3	Oliver Purnell	271	155	116	.572
4	Jim O'Brien	148	61	87	.412
5	Brian Gregory	124	75	49	.605
6	James Carter	116	41	75	.353
7	Harry Baujan	84	46	38	.548
8	Joe Holsinger	66	18	48	.273
9	Bill Belanich	64	16	48	.250
10	Harry Solimano	46	34	12	.739
11	Louis Tschudi	31	13	18	.419
12	Alfred McCray	24	19	5	.792
13	Dutch Thiele	22	6	16	.273
14	Fr. William O'Malley	21	15	6	.714
	Al Mahrt	21	9	12	.429
16	George Fitzgerald	19	9	10	.474
17	Van Hill	16	9	7	.563
18	William Sherry	14	6	8	.429

Top 20 Seasons By Wins

	<i>Year</i>	<i>Coach</i>	<i>W</i>	<i>L</i>	<i>Win Pct</i>
1	1951-52	Tom Blackburn	28	5	.848
2	1950-51	Tom Blackburn	27	5	.844
3	1954-55	Tom Blackburn	25	4	.862
	1955-56	Tom Blackburn	25	4	.862
	1957-58	Tom Blackburn	25	4	.862
	1966-67	Don Donoher	25	6	.806
	1953-54	Tom Blackburn	25	7	.781
8	1949-50	Tom Blackburn	24	8	.750
	1961-62	Tom Blackburn	24	6	.800
	2002-03	Oliver Purnell	24	6	.800
	2003-04	Brian Gregory	24	9	.727
12	1965-66	Don Donoher	23	6	.793
13	1964-65	Don Donoher	22	7	.759
	1999-00	Oliver Purnell	22	9	.710
	1989-90	Jim O'Brien	22	10	.688
16	1959-60	Tom Blackburn	21	7	.750
	1967-68	Don Donoher	21	9	.700
	1981-82	Don Donoher	21	9	.700
	1983-84	Don Donoher	21	11	.656
	2001-02	Oliver Purnell	21	11	.656

Top 20 Seasons By Win Percentage

	<i>Year</i>	<i>Coach</i>	<i>W</i>	<i>L</i>	<i>Pct.</i>
1	1910-11	Fr. William O'Malley	10	0	1.000
	1911-12	Harry Solimano	13	0	1.000
	1912-13	Harry Solimano	11	0	1.000
4	1954-55	Tom Blackburn	25	4	.862
	1955-56	Tom Blackburn	25	4	.862
	1957-58	Tom Blackburn	25	4	.862
.9627					
7	1951-52	Tom Blackburn	28	5	.848
8	1915-16	Alfred McCray	11	2	.846
9	1950-51	Tom Blackburn	27	5	.844
10	1966-67	Don Donoher	25	6	.806
11	1961-62	Tom Blackburn	24	6	.800
	2002-03	Oliver Purnell	24	6	.800
13	1965-66	Don Donoher	23	6	.793
14	1953-54	Tom Blackburn	25	7	.781
15	1964-65	Don Donoher	22	7	.759
16	1949-50	Tom Blackburn	24	8	.750
	1959-60	Tom Blackburn	21	7	.750
18	1968-69	Don Donoher	20	7	.741
19	2003-04	Brian Gregory	24	9	.727
	1916-17	Alfred McCray	8	3	.727
20	1999-00	Oliver Purnell	22	9	.710

Most Consecutive Winning Seasons

	<i>Coach</i>	<i>Number</i>	<i>From</i>	<i>To</i>
1	Tom Blackburn	15	1949-1950	1963-1964
2	Don Donoher	10	1964-1965	1973-1974
3	Don Donoher	6	1980-1981	1985-1986
4	Don Donoher	4	1975-1976	1978-1979
	Oliver Purnell	4	1999-2000	2002-1903

NCAA Tournament Appearances

	<i>Coach</i>	<i>Appearances</i>	<i>W</i>	<i>Pct</i>
1	Don Donoher	8	11	.524
2	Oliver Purnell	2	0	.000
3	Tom Blackburn	1	1	.500
	Jim O'Brien	1	1	.500
	Brian Gregory	1	0	.000

Most Seasons Coached

	<i>Coach</i>	<i>Seasons</i>
1	Don Donoher	25
2	Tom Blackburn	15
3	Oliver Purnell	9
4	James Carter	6
5	Harry Baujan	5
	Jim O'Brien	5



UD IN 100-POINT GAMES

2007 DAYTON BASKETBALL

BY POINT TOTAL

Date	Opponent	UD	Op	Att	Location		
Dec 27, 1967	Portland	W	124	68	5,882	UD Fieldhouse	
Jan 27, 1979	Ashland	W	120	90	12,723	UD Arena	
Dec 27, 1993	Central Connecticut St	W	118	60	10,378	UD Arena	
Feb 21, 1991	Butler	W	116	98	12,923	UD Arena	
Feb 9, 1961	vs Seton Hall	W	112	77	5,685	Madison Sq. Garden	
Feb 3, 1965	Xavier	W	112	81	5,808	UD Fieldhouse	
Nov 27, 1982	Otterhein	W	112	77	9,585	UD Arena	
Dec 15, 1990	Southern	L	112	116	12,727	UD Arena	
Dec 15, 1966	Tampa	W	111	64	5,882	UD Fieldhouse	
Jan 9, 1971	Loyola of the South	W	111	94	12,739	UD Arena	
Mar 3, 1990	Xavier	W	111	108	13,511	UD Arena	
Feb 2, 1971	Eastern Kentucky	W	110	86	12,229	UD Arena	
Feb 3, 1973	at Loyola/Ill.	W	110	89	7,383	Chicago Stadium	
Dec 19, 1995	Chicago State	W	110	76	10,127	UD Arena	
Dec 29, 1997	Prairie View A&M	W	110	52	10,161	UD Arena	
Dec 11, 1954	Bowling Green	W	109	39	5,808	UD Fieldhouse	
Mar 5, 1966	Detroit	W	109	80	5,808	UD Fieldhouse	
Feb 20, 1981	Duquesne	3ot	W	109	100	10,655	UD Arena
Dec 3, 1988	Central Florida	W	109	77	11,041	UD Arena	
Nov 23, 1990	Illinois State	W	109	69	12,814	UD Arena	
Mar 10, 1978	Fairfield	NIT	W	108	93	12,847	UD Arena
Dec 1, 1979	Ashland	W	108	71	11,821	UD Arena	
Dec 14, 1991	Mount St. Mary's	W	107	81	11,515	UD Arena	
Dec 18, 1972	Auburn	W	106	63	11,899	UD Arena	
Dec 16, 1987	Rollins	W	106	74	11,017	UD Arena	
Dec 6, 1952	Manchester	W	105	65	5,808	UD Fieldhouse	
Jan 3, 1966	Xavier	W	105	79	5,808	UD Fieldhouse	
Mar 8, 1979	Holy Cross	NIT	W	105	81	10,846	UD Arena
Feb 10, 1986	Niagara	W	105	84	10,980	UD Arena	
Nov 25, 1989	Fairleigh Dickinson	W	105	97	10,951	UD Arena	
Dec 27, 1989	Southern	L	105	114	13,064	UD Arena	
Dec 22, 1996	Morehead State	W	105	75	10,426	UD Arena	
Dec 11, 1999	Coastal Carolina	W	105	79	12,453	UD Arena	
Dec 10, 1966	Eastern Kentucky	W	104	82	5,882	UD Fieldhouse	
Dec 27, 1990	Texas Southern	W	104	83	11,778	UD Arena	
Feb 27, 1958	Loyola of the South	W	103	69	5,808	UD Fieldhouse	
Jan 5, 1991	Marquette	W	103	81	12,747	UD Arena	
Feb 8, 1957	at Villanova	W	102	70	---	The Palestra	
Dec 14, 1985	Texas Southern	W	102	70	10,478	UD Arena	
Jan 9, 1952	Ohio University	W	101	71	5,808	UD Fieldhouse	
Feb 15, 1967	Northern Illinois	W	101	60	5,882	UD Fieldhouse	
Feb 18, 1967	at Loyola of the South	W	101	71	1,500	---	
Nov 23, 1991	Austin Peay	W	101	94	11,525	UD Arena	
Jan 31, 1948	at Concordia	W	100	47	---	---	
Jan 13, 1951	Muskingum	W	100	71	5,808	UD Fieldhouse	
Dec 23, 1966	at Loyola/Ill.	W	100	90	6,059	Alumni Hall	
Jan 2, 1967	Harvard	W	100	78	5,882	UD Fieldhouse	
Feb 1, 1969	Niagara	W	100	70	5,882	UD Fieldhouse	
Feb 14, 1973	Biscayne	W	100	68	11,514	UD Arena	
Mar 14, 1974	vs UCLA	3ot NCAA	L	100	111	13,314	McKale Center
Jan 27, 1990	Detroit	W	100	80	13,511	UD Arena	

BY DATE

Date	Opponent	UD	Op	Att	Location		
Jan 31, 1948	at Concordia	W	100	47	---		
Jan 13, 1951	Muskingum	W	100	71	5,808	UD Fieldhouse	
Jan 9, 1952	Ohio University	W	101	71	5,808	UD Fieldhouse	
Dec 6, 1952	Manchester	W	105	65	5,808	UD Fieldhouse	
Dec 11, 1954	Bowling Green	W	109	39	5,808	UD Fieldhouse	
Feb 8, 1957	at Villanova	W	102	70	---	The Palestra	
Feb 27, 1958	Loyola of the South	W	103	69	5,808	UD Fieldhouse	
Feb 9, 1961	vs Seton Hall	W	112	77	5,685	Madison Sq. Garden	
Feb 3, 1965	Xavier	W	112	81	5,808	UD Fieldhouse	
Jan 3, 1966	Xavier	W	105	79	5,808	UD Fieldhouse	
Mar 5, 1966	Detroit	W	109	80	5,808	UD Fieldhouse	
Feb 15, 1966	Eastern Kentucky	W	104	82	5,882	UD Fieldhouse	
Dec 15, 1966	Tampa	W	111	64	5,882	UD Fieldhouse	
Dec 23, 1966	at Loyola/Ill.	W	100	90	6,059	Alumni Hall	
Jan 2, 1967	Harvard	W	100	78	5,882	UD Fieldhouse	
Feb 15, 1967	Northern Illinois	W	101	60	5,882	UD Fieldhouse	
Feb 18, 1967	at Loyola of the South	W	101	71	1,500	---	
Dec 27, 1967	Portland	W	124	68	5,882	UD Fieldhouse	
Feb 1, 1969	Niagara	W	100	70	5,882	UD Fieldhouse	
Jan 9, 1971	Loyola of the South	W	111	94	12,739	UD Arena	
Feb 2, 1971	Eastern Kentucky	W	110	86	12,229	UD Arena	
Dec 18, 1972	Auburn	W	106	63	11,899	UD Arena	
Feb 3, 1973	at Loyola/Ill.	W	110	89	7,383	Chicago Stadium	
Feb 14, 1973	Biscayne	W	100	68	11,514	UD Arena	
Mar 14, 1974	vs UCLA	3ot NCAA	L	100	111	13,314	McKale Center
Mar 10, 1978	Fairfield	NIT	W	108	93	12,847	UD Arena
Jan 27, 1979	Ashland	W	120	90	12,723	UD Arena	
Mar 8, 1979	Holy Cross	NIT	W	105	81	10,846	UD Arena
Dec 1, 1979	Ashland	W	108	71	11,821	UD Arena	
Feb 20, 1981	Duquesne	3ot	W	109	100	10,655	UD Arena
Nov 27, 1982	Otterhein	W	112	77	9,585	UD Arena	
Dec 14, 1985	Texas Southern	W	102	70	10,478	UD Arena	
Feb 10, 1986	Niagara	W	105	84	10,980	UD Arena	
Dec 16, 1987	Rollins	W	106	74	11,017	UD Arena	
Dec 3, 1988	Central Florida	W	109	77	11,041	UD Arena	
Nov 25, 1989	Fairleigh Dickinson	W	105	97	10,951	UD Arena	
Dec 27, 1989	Southern	L	105	114	13,064	UD Arena	
Jan 27, 1990	Detroit	W	100	80	13,511	UD Arena	
Mar 3, 1990	Xavier	W	111	108	13,511	UD Arena	
Nov 23, 1990	Illinois State	W	109	69	12,814	UD Arena	
Dec 15, 1990	Southern	L	112	116	12,727	UD Arena	
Dec 27, 1990	Texas Southern	W	104	83	11,778	UD Arena	
Jan 5, 1991	Marquette	W	103	81	12,747	UD Arena	
Feb 21, 1991	Butler	W	116	98	12,923	UD Arena	
Nov 23, 1991	Austin Peay	W	101	94	11,525	UD Arena	
Dec 14, 1991	Mount St. Mary's	W	107	81	11,515	UD Arena	
Dec 27, 1993	Central Connecticut St	W	118	60	10,378	UD Arena	
Dec 19, 1995	Chicago State	W	110	76	10,127	UD Arena	
Dec 22, 1996	Morehead State	W	105	75	10,426	UD Arena	
Dec 29, 1997	Prairie View A&M	W	110	52	10,161	UD Arena	
Dec 11, 1999	Coastal Carolina	W	105	79	12,453	UD Arena	

BACK-TO-BACK

Date	Opponent	UD	Op	Att	Location	
Dec 10, 1966	Eastern Kentucky	W	104	82	5,882	UD Fieldhouse
Dec 15, 1966	Tampa	W	111	64	5,882	UD Fieldhouse
Feb 15, 1967	Northern Illinois	W	101	60	5,882	UD Fieldhouse
Feb 18, 1967	at Loyola of the South	W	101	71	1,500	---

FLYER VICTORIES

Date	AP Ranks		Opponent	UD	Op	Att	Location	
	UD	Op						
Mar 3, 2007	---	---	Saint Louis	ot	65	64	13,435	UD Arena
Mar 1, 2005	---	---	Massachusetts		53	52	12,488	UD Arena
Jan 12, 2005	---	---	Richmond		63	62	12,761	UD Arena
Feb 5, 2003	---	---	Duquesne		76	75	4,004	Pittsburgh, Pa.
Dec 30, 2000	---	---	Marquette		61	60	13,268	UD Arena
Dec 6, 2000	---	---	Miami/Ohio		55	54	8,212	Oxford, Ohio
Mar 3, 1999	---	---	St. Bonaventure	ot A10	70	69	7,195	Philadelphia, Pa.
Feb 6, 1996	---	---	Bethune-Cookman		60	59	9,876	UD Arena
Feb 4, 1993	---	---	Duquesne		78	77	10,622	UD Arena
Jan 28, 1993	---	---	Loyola/Ill.		70	69	1,306	Rosemont, Ill.
Jan 12, 1989	---	---	Detroit		74	73	4,117	Detroit, Mich.
Nov 26, 1988	---	---	Bucknell		69	68	10,845	UD Arena
Mar 8, 1988	---	---	Miami/Flo.		90	89	11,079	UD Arena
Feb 24, 1988	---	---	Western Kentucky	ot	82	81	3,700	Bowl, Green, Ky.
Dec 19, 1987	---	---	Ohio State		81	80	13,320	Columbus, Ohio
Dec 2, 1987	---	---	Miami/Ohio		70	69	5,828	Oxford, Ohio
Dec 13, 1986	---	---	St. Peter's		61	60	11,400	UD Arena
Feb 15, 1986	---	---	Canisius	ot	69	68	4,200	Buffalo, N.Y.
Jan 8, 1986	---	---	Colorado		67	66	10,629	UD Arena
Jan 26, 1985	---	---	DePaul		65	64	13,495	UD Arena
Mar 10, 1984	---	---	Old Dominion		64	63	11,525	UD Arena
Feb 18, 1984	---	---	DePaul		72	71	12,723	UD Arena
Feb 15, 1984	---	---	Butler	ot	77	76	3,807	Indianapolis, Ind.
Jan 17, 1984	---	---	Temple		63	62	1,946	Philadelphia, Pa.
Mar 10, 1982	---	---	Connecticut	ot NIT	76	75	8,100	UD Arena
Jan 16, 1982	---	---	Loyola/Ill.		88	87	10,213	UD Arena
Dec 19, 1981	---	---	Old Dominion	ot	78	77	9,240	UD Arena
Dec 12, 1981	---	---	Xavier	ot	62	61	9,630	UD Arena
Mar 10, 1981	---	---	Fordham	2ot NIT	66	65	7,100	UD Arena
Dec 1, 1980	---	---	San Francisco	ot	84	83	9,621	UD Arena
Jan 2, 1980	---	---	Miami/Ohio		57	56	10,678	UD Arena
Feb 14, 1979	---	---	Toledo		69	68	11,792	UD Arena
Dec 30, 1978	---	---	Xavier		67	66	13,152	UD Arena
Dec 16, 1978	---	---	Baldwin-Wallace		74	73	10,084	UD Arena
Jan 14, 1976	---	---	Miami/Ohio		62	61	11,429	UD Arena
Dec 28, 1974	---	---	Akron		73	72	11,254	UD Arena
Feb 10, 1972	---	---	Loyola/Ill.		91	90	12,167	UD Arena
Feb 11, 1971	---	---	Cincinnati		70	69	5,111	Cincinnati, Ohio
Feb 8, 1969	19	---	Loyola/Ill.	ot	70	69	4,621	Chicago, Ill.
Mar 19, 1968	---	---	Fordham	NIT	61	60	18,683	New York, N.Y.
Jan 11, 1968	---	---	St. Louis		57	56	5,882	UD Fieldhouse
Mar 17, 1967	---	---	Tennessee	NCAA	53	52	7,386	Evanson, Ill.
Feb 21, 1967	---	---	Miami/Flo.		80	79	2,283	Miami, Fla.
Mar 9, 1965	---	---	Ohio	NCAA	66	65	7,500	Bowl, Green, Ky.
Feb 13, 1963	---	---	Duquesne		58	57	---	Pittsburgh, Pa.
Jan 19, 1963	---	---	DePaul		57	56	5,808	UD Fieldhouse
Jan 19, 1961	---	---	Wittenberg		46	45	5,808	UD Fieldhouse
Mar 5, 1960	---	---	DePaul		67	66	---	Chicago, Ill.
Dec 20, 1958	---	---	Eastern Kentucky		69	68	5,808	UD Fieldhouse
Feb 6, 1957	---	---	Miami/Ohio	2ot	68	67	5,813	UD Fieldhouse
Jan 10, 1955	10	2	Duquesne		68	67	---	Pittsburgh, Pa.
Feb 14, 1952	11	---	Eastern Kentucky		60	59	---	Richmond, Ky.
Feb 6, 1952	11	13	Louisville		72	71	---	Louisville, Ky.
Dec 9, 1949	---	---	Cedarville		41	40	---	Xenia, Ohio
Mar 20, 1949	---	---	Loras		53	52	---	Denver, Colo.
1946-47	---	---	Xavier		35	34	---	---
1946-47	---	---	Youngstown		55	54	---	---
1942-43	---	---	Patterson Field		28	27	---	---
1937-38	---	---	Wittenberg		36	35	---	---
1936-37	---	---	Wilmington		40	39	---	---
1935-36	---	---	Toledo		31	30	---	---
1932-33	---	---	Denison		41	40	---	---
1932-33	---	---	Denison		34	33	---	---
1930-31	---	---	Cedarville		23	22	---	---
1929-30	---	---	Wilmington		20	19	---	---
1929-30	---	---	St. Xavier		20	19	---	---
1926-27	---	---	Bowling Green		27	26	---	---
1925-26	---	---	Wilmington	ot	27	26	---	---
1924-25	---	---	Cincinnati		26	25	---	---
1922-23	---	---	Alumni		19	18	---	---
1921-22	---	---	Huntington		16	15	---	---
1918-19	---	---	Mount Union		22	21	---	---
1918-19	---	---	Orchard Lake		12	11	---	---
1915-16	---	---	Ohio State		24	23	---	---
1907-08	---	---	Metears		23	22	---	---
1906-07	---	---	Haskell		27	26	---	---

FLYER LOSSES

Date	AP Ranks		Opponent	UD	Op	Att	Location	
	UD	Op						
Jan 7, 2007	---	---	Rhode Island		74	75	3,791	Kingston, RI
Nov 26, 2005	---	---	Creighton	1	90	91	14,880	Omaha, NE
Jan 5, 2005	---	---	Duquesne	2ot	93	94	12,275	UD Arena
Feb 22, 2003	25	14	Xavier		72	73	13,409	UD Arena
Mar 16, 2000	---	---	Purdue	NCAA	61	62	13,363	Tucson, Arizona
Feb 2, 2000	---	---	Xavier	ot	64	65	10,100	Cincinnati, Ohio
Dec 12, 1998	---	---	Toledo		55	56	11,764	UD Arena
Feb 18, 1998	---	---	Virginia Tech		53	54	3,819	Blacksburg, Va.
Feb 3, 1998	---	---	Cleveland State		78	79	10,862	UD Arena
Feb 8, 1997	---	---	St. Bonaventure		69	70	6,000	St. Bonaventure, NY
Jan 18, 1996	---	11	Virginia Tech		62	63	9,134	Blacksburg, Va.
Feb 15, 1992	---	---	Tennessee		67	68	15,112	Knoxville, Tenn.
Jan 11, 1988	---	---	Butler		61	62	10,722	UD Arena
Feb 13, 1985	---	---	Detroit		67	68	2,608	Detroit, Mich.
Jan 11, 1984	---	---	Loyola/Ill.	ot	93	94	2,611	Chicago, Ill.
Jan 12, 1983	---	---	Cincinnati		49	50	5,293	Cincinnati, Ohio
Dec 13, 1980	---	18	Michigan		84	85	11,296	UD Arena
Feb 6, 1980	---	---	Butler		61	62	6,790	Indianapolis, Ind.
Jan 29, 1980	---	---	Toledo		75	76	8,110	Toledo, Ohio
Jan 5, 1980	---	---	Cincinnati		68	69	12,148	UD Arena
Mar 3, 1979	---	---	Loyola/Ill.		68	69	1,192	Chicago, Ill.
Feb 21, 1979	---	---	Biscayne		70	71	1,513	Miami, Fla.
Jan 16, 1979	---	---	Louisville		76	77	13,458	UD Arena
Dec 17, 1976	---	---	Virginia Tech		75	76	11,569	UD Arena
Mar 9, 1976	---	15	Cincinnati		84	85	12,475	UD Arena
Jan 18, 1975	---	---	Duquesne		81	82	11,631	UD Arena
Jan 11, 1975	---	---	Creighton		70	71	11,352	UD Arena
Jan 6, 1975	---	---	Houston		85	86	5,231	Houston, Texas
Jan 4, 1975	---	---	Pepperdine		79	80	2,781	Malibu, Calif.
Jan 17, 1973	---	20	Louisville		73	74	12,273	UD Arena
Dec 23, 1972	---	---	Alabama		76	77	12,217	UD Arena
Mar 1, 1971	---	19	Notre Dame		82	83	11,207	South Bend, Ind.
Jan 30, 1971	---	---	Miami/Ohio		59	60	8,045	Oxford, Ohio
Feb 6, 1969	19	6	Davidson		63	64	6,496	New York, N.Y.
Jan 23, 1968	---	---	Louisville		72	73	11,081	Louisville, Ky.
Jan 17, 1968	---	---	Western Kentucky	ot	74	75	9,122	Bowl, Green, Ky.
Dec 23, 1967	---	---	Cincinnati		70	71	11,500	Lexington, Ky.
Dec 9, 1967	---	6	Eastern Kentucky		75	76	7,250	Richmond, Ky.
Feb 1, 1964	---	---	Xavier		81	82	5,488	Cincinnati, Ohio
Feb 7, 1962	---	---	Xavier		71	72	4,266	Cincinnati, Ohio
Mar 4, 1961	---	---	DePaul		83	84	---	Chicago, Ill.
Jan 26, 1957	---	4	Louisville		56	57	---	Louisville, Ky.
Feb 29, 1956	---	3	Duquesne		86	87	---	Pittsburgh, Pa.
Dec 12, 1951	---	---	Miami/Ohio		60	61	---	Oxford, Ohio
Jan 21, 1942	---	---	Miami/Ohio		32	33	---	at Miami
1939-40	---	---	Ohio Wesleyan		28	29	---	---
Jan 8, 1938	---	---	Miami/Ohio		34	35	---	at Dayton
Jan 16, 1937	---	---	Miami/Ohio		29	30	---	at Dayton
1936-37	---	---	Wittenberg		31	32	---	---
1934-35	---	---	Ohio University		31	32	---	---
1931-32	---	---	Fairham		18	19	---	---
1930-31	---	---	Heidelberg		31	32	---	---
1929-30	---	---	Cedarville		24	25	---	---
1928-29	---	---	Xavier		25	26	---	---
1927-28	---	---	Detroit		24	25	---	---
1927-28	---	---	Bowling Green		30	31	---	---
1926-27	---	---	Ohio Northern		27	28	---	---
1926-27	---	---	Cedarville		26	27	---	---
1925-26	---	---	Dayton		17	18	---	---
1924-25	---	---	Cedarville		19	20	---	---
1924-25	---	---	Cincinnati Gym Club		20	21	---	---
1923-24	---	---	John Carroll		11	12	---	---
1922-23	---	---	Western Reserve		16	17	---	---
1922-23	---	---	Kenyon		30	31	---	---
1921-22	---	---	Bluffton		15	16	---	---
1920-21	---	---	Ohio Northern		20	21	---	---





UD IN OVERTIME GAMES

2007 DAYTON BASKETBALL

ONE OVERTIME

Date	AP Ranks		Opponent	UD Op	UD Op	Att	Location	
	UD	Op						
Feb 4, 2004	---	---	Richmond	W	62	57	12,794	UD Arena
Feb 27, 2002	---	---	Temple	L	70	75	13,093	UD Arena
Feb 2, 2000	---	---	Xavier	L	64	65	10,100	Cincinnati, Ohio
Mar 3, 1999	---	---	St. Bonaventure	A10 W	70	69	7,195	Philadelphia, Pa.
Jan 28, 1999	---	---	Massachusetts	L	57	59	11,639	UD Arena
Jan 21, 1999	---	---	Virginia Tech	L	64	73	11,661	UD Arena
Feb 11, 1998	---	---	Saint Joseph's	W	67	64	3,200	Philadelphia, Pa.
Jan 25, 1997	---	---	Fordham	W	69	66	10,539	UD Arena
Dec 6, 1995	---	---	Eastern Kentucky	L	65	71	2,250	Richmond, Ky.
Feb 13, 1994	---	17	St. Louis	W	82	77	10,432	UD Arena
Jan 23, 1993	---	---	Butler	L	66	70	11,344	UD Arena
Nov 25, 1992	---	---	Illinois	L	78	86	4,393	Anchorage, Alas.
Feb 26, 1991	---	---	Notre Dame	L	87	92	9,723	South Bend, Ind.
Feb 14, 1991	---	---	St. Louis	L	80	88	7,617	St. Louis, Mo.
Jan 10, 1991	---	---	Loyola/Ill.	W	97	92	1,290	Rosemont, Ill.
Feb 15, 1990	---	---	St. Louis	W	84	81	11,401	UD Arena
Mar 10, 1989	---	---	Evansville	MCC L	79	84	11,238	UD Arena
Feb 24, 1988	---	---	Western Kentucky	W	82	81	3,700	Bowl, Green, Ky.
Feb 8, 1988	---	---	Miami/Ohio	L	75	79	11,420	UD Arena
Feb 6, 1988	---	---	Detroit	L	79	83	3,864	Detroit, Mich.
Feb 3, 1988	---	---	Chicago State	W	72	65	10,806	UD Arena
Jan 30, 1988	---	---	Cincinnati	L	74	76	7,964	Cincinnati, Ohio
Dec 30, 1986	---	---	Creighton	W	83	81	11,198	UD Arena
Dec 20, 1986	---	---	Saint Joseph's	L	75	78	10,586	UD Arena
Feb 15, 1986	---	---	Canisius	W	69	68	4,200	Buffalo, N.Y.
Jan 13, 1986	---	---	Bradley	L	77	79	11,371	UD Arena
Dec 28, 1985	---	---	California	W	59	53	12,080	UD Arena
Nov 22, 1985	---	---	Tulsa	PreNIT L	60	63	10,416	Cincinnati, Ohio
Feb 15, 1984	---	---	Butler	W	77	76	3,807	Indianapolis, Ind.
Feb 2, 1984	---	---	Detroit	W	82	74	9,711	UD Arena
Jan 21, 1984	---	---	Marquette	L	64	66	11,052	Milwaukee, Wis.
Jan 14, 1984	---	---	Missouri	L	51	56	12,044	UD Arena
Jan 11, 1984	---	---	Loyola/Ill.	L	93	94	2,611	Chicago, Ill.
Feb 16, 1983	---	---	Detroit	W	58	54	4,399	Detroit, Mich.
Mar 10, 1982	---	---	Connecticut	NIT W	76	75	8,100	UD Arena
Dec 19, 1981	---	---	Old Dominion	W	78	77	9,240	UD Arena
Dec 12, 1981	---	---	Xavier	W	62	61	9,630	UD Arena
Feb 14, 1981	---	---	Biscayne	L	75	79	2,050	Miami, Fla.
Jan 17, 1981	---	---	Loyola/Ill.	L	81	87	3,238	Chicago, Ill.
Dec 1, 1980	---	---	San Francisco	W	84	83	9,621	UD Arena
Jan 20, 1979	---	---	DePaul	W	68	64	12,921	UD Arena
Feb 3, 1975	---	---	Western Kentucky	W	86	84	10,148	UD Arena
Feb 11, 1974	---	---	South Florida	W	79	77	1,098	Lakeland, Fla.
Jan 19, 1974	---	---	Detroit	L	72	79	4,890	Detroit, Mich.
Feb 8, 1969	19	---	Loyola/Ill.	W	70	69	4,621	Chicago, Ill.
Mar 21, 1968	---	---	Notre Dame	NIT W	76	74	19,500	New York, N.Y.
Jan 17, 1968	---	---	Western Kentucky	L	74	75	9,122	Bowl, Green, Ky.
Mar 18, 1967	---	---	Virginia Tech	NCAA W	71	66	7,419	Evanston, Ill.
Mar 11, 1967	---	6	W. Kentucky	NCAA W	69	67	11,500	Lexington, Ky.
Jan 9, 1965	---	---	Detroit	L	74	76	---	Detroit, Mich.
Dec 12, 1964	---	---	Idaho State	W	71	53	5,808	UD Fieldhouse
Mar 4, 1964	---	---	Saint Joseph's	W	78	74	5,808	UD Fieldhouse
Feb 23, 1963	---	---	Louisville	L	55	61	---	Louisville, Ky.
Jan 12, 1963	---	---	Louisville	W	70	65	5,808	UD Fieldhouse
Jan 9, 1963	---	---	St. Francis/Pa.	W	69	65	5,808	UD Fieldhouse
Jan 16, 1960	---	---	Memphis	W	58	52	5,808	UD Fieldhouse
Jan 13, 1960	---	---	Duquesne	W	75	60	5,808	UD Fieldhouse
Mar 22, 1958	11	---	Xavier	NIT L	74	78	12,020	New York, N.Y.
Dec 30, 1957	---	15	Seattle	W	81	75	11,851	New York, N.Y.
Dec 28, 1957	---	---	California	L	55	60	11,023	New York, N.Y.
Dec 29, 1956	---	8	Louisville	L	53	61	---	Louisville, Ky.
Jan 28, 1956	2	9	Louisville	L	64	66	5,808	UD Fieldhouse
Mar 17, 1955	9	---	St. Francis/Pa.	NIT W	79	73	16,485	New York, N.Y.
Jan 21, 1955	18	---	Louisville	W	69	67	---	Louisville, Ky.
Dec 15, 1954	5	12	Louisville	W	71	67	5,808	UD Fieldhouse
Mar 3, 1953	---	17	Eastern Kentucky	W	73	68	---	Richmond, Ky.
Jan 23, 1953	---	---	Loyola/Ill.	L	69	75	---	Chicago, Ill.
Dec 14, 1952	---	1	La Salle	L	64	73	5,962	UD Fieldhouse
Dec 15, 1951	---	---	C. Missouri State	W	61	57	5,808	UD Fieldhouse
Dec 5, 1951	---	17	Louisville	L	76	79	5,808	UD Fieldhouse
Mar 15, 1951	13	9	St. John's	W	69	62	16,815	New York, N.Y.
Dec 22, 1948	---	---	Morris Harvey	W	78	71	---	Charleston, W.Va.
1933-34	---	---	Toledo	W	31	28	---	---
1929-30	---	---	Cincinnati	L	35	38	---	---
1929-30	---	---	Wittenberg	L	20	24	---	---
1925-26	---	---	Wilmington	W	27	26	---	---
1925-26	---	---	Huntington	W	35	29	---	---

TWO OVERTIMES

Date	AP Ranks		Opponent	UD Op	UD Op	Att	Location	
	UD	Op						
Mar 3, 2007	---	---	Saint Louis	W	65	64	13,435	UD Arena
Nov 26, 2005	---	---	Creighton	L	90	91	14,880	Omaha, NE
Jan 5, 2005	---	---	Duquesne	L	93	94	12,275	UD Arena
Mar 18, 2004	---	---	DePaul	NCAA L	69	76	18,698	Buffalo, NY
Nov 22, 1997	---	---	Miami/Ohio	L	86	93	11,824	UD Arena
Dec 30, 1993	---	---	Miami/Ohio	L	93	99	12,030	UD Arena
Dec 9, 1991	---	---	Fordham	W	92	82	11,843	UD Arena
Dec 23, 1988	---	---	Northern Iowa	L	70	72	2,213	Cedar Falls, Iowa
Mar 9, 1985	---	---	Notre Dame	L	73	80	13,511	UD Arena
Mar 10, 1981	---	---	Fordham	NIT W	66	65	7,100	UD Arena
Jan 9, 1980	---	---	Howard	L	56	58	10,073	UD Arena
Dec 10, 1963	---	---	Miami/Ohio	W	87	81	---	Oxford, Ohio
Jan 27, 1962	---	---	DePaul	W	90	88	---	Chicago, Ill.
Feb 6, 1957	---	---	Miami/Ohio	W	68	67	5,813	UD Fieldhouse
Jan 24, 1953	---	---	Duquesne	W	68	66	5,808	UD Fieldhouse
Jan 5, 1953	---	---	Duquesne	W	72	70	---	Pittsburgh, Pa.
Dec 18, 1948	---	---	St. Bonaventure	L	49	51	---	St. Bonaventure, NY

THREE OVERTIMES

Date	AP Ranks		Opponent	UD Op	UD Op	Att	Location	
	UD	Op						
Feb 20, 1981	---	---	Duquesne	W	109	100	10,655	UD Arena
Mar 14, 1974	20	2	UCLA NCAA	L	100	111	13,314	Tucson, Ariz.
Dec 30, 1959	---	18	Duke	W	71	63	---	Raleigh, N.C.
Jan 13, 1954	17	5	Western Kentucky	L	75	79	5,808	UD Fieldhouse

FIVE OVERTIMES

Date	AP Ranks		Opponent	UD Op	UD Op	Att	Location	
	UD	Op						
Jan 28, 1982	---	---	Providence	W	79	77	9,669	UD Arena

MOST DAYTON POINTS AFTER REGULATION

Date	Opponent	Final			Pts in OTs			
		UD	Op	Reg	OTs	UD Opp		
Feb 20, 1981	Duquesne	109	100	77	3	32	23	
Jan 28, 1982	Providence	79	77	54	5	25	23	
Dec 9, 1991	Fordham	92	82	68	2	24	14	
Dec 10, 1963	Miami/Ohio	87	81	65	2	22	16	
Jan 13, 1954	Western Kentucky	75	79	54	3	21	25	
Mar 14, 1974	UCLA	100	111	80	3	20	31	
Nov 26, 2005	Creighton	90	91	71	2	19	20	
Jan 5, 2005	Duquesne	93	94	74	2	18	19	
Dec 30, 1959	Duke	71	63	54	3	17	9	
Nov 22, 1997	Miami/Ohio	86	93	70	2	16	23	
Jan 13, 1960	Duquesne	75	60	60	1	15	0	
Mar 18, 2004	DePaul	NCAA	69	76	55	2	14	21

MOST OPPONENT POINTS AFTER REGULATION

Date	Opponent	Final			Pts in OTs			
		UD	Op	Reg	OTs	UD Opp		
Mar 14, 1974	UCLA	100	111	80	3	20	31	
Jan 13, 1954	Western Kentucky	75	79	54	3	21	25	
Nov 22, 1997	Miami/Ohio	86	93	70	2	16	23	
Feb 20, 1981	Duquesne	109	100	77	3	32	23	
Jan 28, 1982	Providence	79	77	54	5	25	23	
Dec 30, 1993	Miami/Ohio	93	99	77	2	16	22	
Mar 9, 1985	Notre Dame	73	80	59	2	14	21	
Mar 18, 2004	DePaul	NCAA	69	76	55	2	14	21
Nov 26, 2005	Creighton	90	91	71	2	19	20	
Jan 5, 2005	Duquesne	93	94	74	2	18	19	
Dec 14, 1952	La Salle	64	73	56	1	8	17	

SORTED IN CHRONOLOGICAL ORDER

Date	AP Ranks		Opponent	UD	Op	Att	Location		
	UD	Op							
Feb 7, 1951	18	--	Loyola/Md.	W	74	54	5,808	UD Fieldhouse	
Feb 10, 1951	18	--	Chattanooga	W	69	44	5,808	UD Fieldhouse	
Feb 11, 1951	18	--	Xavier	W	63	57	4,800	Schmidt Fieldhouse	
Feb 14, 1951	17	--	Baldwin-Wallace	W	69	55	5,808	UD Fieldhouse	
Feb 17, 1951	17	14	Louisville	W	70	66	--	The Armory	
Feb 21, 1951	14	--	Miami/Ohio	W	62	53	5,808	UD Fieldhouse	
Feb 23, 1951	14	--	John Carroll	W	73	42	--	Cleveland Fieldhouse	
Feb 24, 1951	14	--	Baldwin-Wallace	W	63	53	--	Baldwin-Wallace Gym	
Mar 3, 1951	14	--	Xavier	W	77	53	5,808	UD Fieldhouse	
Mar 10, 1951	13	--	Lawrence	NIT	W	77	71	9,251	Madison Square Garden
Mar 13, 1951	13	12	Arizona	NIT	W	74	68	9,630	Madison Square Garden
Mar 15, 1951	13	9	St. John's	NIT	W	69	62	16,815	Madison Square Garden
Mar 17, 1951	13	11	Brigham Young	NIT	L	43	62	18,379	Madison Square Garden
Jan 9, 1952	20	--	Ohio University	W	101	71	5,808	UD Fieldhouse	
Jan 12, 1952	20	--	John Carroll	W	89	62	5,808	UD Fieldhouse	
Jan 16, 1952	19	--	Eastern Kentucky	W	90	73	5,808	UD Fieldhouse	
Jan 18, 1952	19	--	Loyola/Ill.	W	91	71	--	Chicago Stadium	
Jan 24, 1952	16	--	Georgetown	W	80	74	5,808	UD Fieldhouse	
Jan 27, 1952	16	--	Xavier	W	67	60	5,808	UD Fieldhouse	
Feb 2, 1952	14	--	Toledo	W	61	44	5,808	UD Fieldhouse	
Feb 6, 1952	11	13	Louisville	W	72	71	--	The Armory	
Feb 9, 1952	11	--	Toledo	W	55	53	--	Toledo Fieldhouse	
Feb 12, 1952	11	--	Bowling Green	W	70	68	--	University Gym	
Feb 14, 1952	11	--	Eastern Kentucky	W	60	59	--	Weaver Health Building	
Feb 16, 1952	11	--	Baldwin-Wallace	W	97	64	5,808	UD Fieldhouse	
Feb 20, 1952	11	--	Miami/Ohio	W	65	56	5,808	UD Fieldhouse	
Feb 24, 1952	11	--	Xavier	W	82	80	12,020	Cincinnati Gardens	
Mar 1, 1952	11	--	Baldwin-Wallace	W	75	66	--	Baldwin-Wallace Gym	
Mar 8, 1952	11	--	New York U.	NIT	W	81	66	18,442	Madison Square Garden
Mar 11, 1952	11	5	Saint Louis	NIT	W	68	58	14,112	Madison Square Garden
Mar 13, 1952	11	15	St. Bonaventure	NIT	W	69	62	17,131	Madison Square Garden
Mar 15, 1952	11	--	La Salle	NIT	L	64	75	18,485	Madison Square Garden
Mar 21, 1952	11	2	Illinois	NCAA	L	61	80	14,147	Chicago Stadium, IL
Mar 22, 1952	11	--	Princeton	NCAA	W	77	61	--	Chicago Stadium, IL
Dec 9, 1953	15	--	Miami/Ohio	L	70	72	--	Winthrow Court	
Dec 12, 1953	15	--	Ohio Wesleyan	W	98	71	5,808	UD Fieldhouse	
Dec 23, 1953	16	--	Toledo	W	75	64	5,808	UD Fieldhouse	
Dec 26, 1953	16	--	Arizona State	W	93	65	5,808	UD Fieldhouse	
Jan 9, 1954	14	--	Iona	W	68	64	5,278	Madison Square Garden	
Jan 11, 1954	14	--	Seton Hall	W	67	65	--	Seton Hall Gym	
Jan 13, 1954	17	5	Western Kentucky	3ot	L	75	79	5,808	UD Fieldhouse
Jan 16, 1954	17	--	La Salle	L	58	82	5,956	Philadelphia Civic Cen.	
Jan 30, 1954	18	--	Villanova	W	75	65	5,808	UD Fieldhouse	
Feb 17, 1954	17	--	Cincinnati	W	91	66	5,808	UD Fieldhouse	
Feb 21, 1954	17	--	Xavier	W	81	63	7,746	Cincinnati Gardens	
Feb 23, 1954	16	--	Toledo	W	67	63	--	Toledo Fieldhouse	
Feb 25, 1954	16	--	Bowling Green	L	73	107	--	University Gym	
Feb 27, 1954	16	1	Duquesne	W	64	54	5,808	UD Fieldhouse	
Mar 6, 1954	14	--	Manhattan	NIT	W	90	79	16,259	Madison Square Garden
Mar 9, 1954	15	--	Niagara	NIT	L	74	77	10,257	Madison Square Garden
Dec 7, 1954	7	--	Miami/Ohio	W	87	67	--	Winthrow Court	
Dec 11, 1954	7	--	Bowling Green	W	109	39	5,808	UD Fieldhouse	
Dec 15, 1954	5	1	Louisville	ot	W	71	67	5,808	UD Fieldhouse
Dec 18, 1954	5	--	Pacific	W	73	66	5,808	UD Fieldhouse	
Dec 21, 1954	6	--	Oregon	W	71	55	5,808	UD Fieldhouse	
Dec 27, 1954	6	--	St. John's	ECAC	W	70	56	12,105	Madison Square Garden
Dec 29, 1954	4	8	Duquesne	ECAC	L	75	90	16,015	Madison Square Garden
Dec 31, 1954	4	15	UCLA	ECAC	L	92	104	12,135	Madison Square Garden
Jan 5, 1955	10	--	Canisius	W	68	54	5,808	UD Fieldhouse	
Jan 8, 1955	10	17	Villanova	W	59	52	--	Palestra	
Jan 10, 1955	10	2	Duquesne	W	68	67	--	Campus Gym	
Jan 12, 1955	12	--	Cincinnati	L	78	85	5,808	UD Fieldhouse	
Jan 19, 1955	18	--	Western Kentucky	W	91	73	5,808	UD Fieldhouse	
Jan 21, 1955	18	--	Louisville	ot	W	69	67	--	The Armory
Jan 30, 1955	15	--	Xavier	W	91	80	10,541	Cincinnati Gardens	
Feb 1, 1955	15	--	Western Kentucky	W	73	67	--	Western Fieldhouse	

Date	AP Ranks		Opponent	UD	Op	Att	Location			
	UD	Op								
Feb 3, 1955	15	--	Murray State	W	49	45	--	New Gym		
Feb 9, 1955	16	--	Miami/Ohio	W	78	62	5,808	UD Fieldhouse		
Feb 13, 1955	16	--	Loyola/La.	W	94	79	5,808	UD Fieldhouse		
Feb 18, 1955	13	12	Cincinnati	W	80	69	6,433	Cincinnati Gardens		
Feb 20, 1955	13	--	Xavier	W	71	60	5,808	UD Fieldhouse		
Feb 23, 1955	11	--	Toledo	W	98	63	5,808	UD Fieldhouse		
Feb 26, 1955	11	4	Duquesne	W	67	58	5,808	UD Fieldhouse		
Mar 3, 1955	10	--	Seton Hall	W	85	67	5,808	UD Fieldhouse		
Mar 15, 1955	9	20	Saint Louis	NIT	W	97	81	9,850	Madison Square Garden	
Mar 17, 1955	9	--	St. Francis/Pa.	ot	NIT	W	79	73	16,485	Madison Square Garden
Mar 18, 1955	9	6	Duquesne	NIT	L	58	70	18,496	Madison Square Garden	
Dec 7, 1955	7	--	Miami/Ohio	W	73	50	5,942	UD Fieldhouse		
Dec 10, 1955	7	--	Toledo	W	62	59	--	Toledo Fieldhouse		
Dec 14, 1955	7	--	Idaho	W	93	56	5,808	UD Fieldhouse		
Dec 16, 1955	7	14	Cincinnati	W	66	57	7,126	Armory Fieldhouse		
Dec 20, 1955	4	3	Utah	UKIT	W	77	73	--	Memorial Coliseum.	
Dec 21, 1955	4	9	Kentucky	UKIT	W	89	74	--	Memorial Coliseum	
Dec 28, 1955	2	--	Washington & Lee	W	86	54	5,808	UD Fieldhouse		
Jan 5, 1956	3	--	Duquesne	W	68	52	5,808	UD Fieldhouse		
Jan 7, 1956	3	--	Iona	W	83	64	5,012	Madison Square Garden		
Jan 14, 1956	2	--	Canisius	W	82	73	--	Memorial Auditorium		
Jan 18, 1956	2	--	Villanova	W	71	50	5,808	UD Fieldhouse		
Jan 21, 1956	2	--	Xavier	W	81	73	5,808	UD Fieldhouse		
Jan 28, 1956	2	9	Louisville	ot	L	64	66	5,808	UD Fieldhouse	
Feb 1, 1956	2	--	Loyola/Ill.	W	75	37	5,808	UD Fieldhouse		
Feb 4, 1956	2	--	Loyola/La.	W	82	62	--	Loyola Fieldhouse		
Feb 7, 1956	2	--	Miami/Ohio	W	86	73	--	Winthrow Court		
Feb 11, 1956	2	--	St. Francis/Pa.	W	76	41	5,808	UD Fieldhouse		
Feb 15, 1956	2	19	Memphis	W	85	71	5,808	UD Fieldhouse		
Feb 17, 1956	2	4	Louisville	L	56	59	--	The Armory		
Feb 19, 1956	2	--	Xavier	W	85	75	14,284	Cincinnati Gardens		
Feb 22, 1956	4	--	Seattle	W	80	48	5,808	UD Fieldhouse		
Feb 25, 1956	4	--	Eastern Kentucky	W	90	76	5,808	UD Fieldhouse		
Feb 29, 1956	3	--	Duquesne	L	86	87	--	Campus Gym		
Mar 3, 1956	3	--	Cincinnati	W	71	58	5,808	UD Fieldhouse		
Mar 20, 1956	3	--	Xavier	NIT	W	72	68	11,231	Madison Square Garden	
Mar 22, 1956	3	--	St. Francis/N.Y.	NIT	W	89	58	16,125	Madison Square Garden	
Mar 24, 1956	3	6	Louisville	NIT	L	80	93	15,763	Madison Square Garden	
Dec 12, 1956	15	--	Miami/Ohio	W	67	65	--	Winthrow Court		
Dec 15, 1956	15	--	Cincinnati	L	53	65	5,808	UD Fieldhouse		
Jan 25, 1958	17	--	Louisville	W	57	49	--	Freedom Hall		
Jan 29, 1958	16	--	Xavier	W	74	59	5,808	UD Fieldhouse		
Feb 1, 1958	16	--	Eastern Kentucky	W	75	48	5,808	UD Fieldhouse		
Feb 5, 1958	14	--	Miami/Ohio	W	64	62	--	Winthrow Court		
Feb 8, 1958	14	--	Duquesne	W	68	65	--	Pitt Field House		
Feb 12, 1958	14	--	DePaul	W	62	53	5,808	UD Fieldhouse		
Feb 16, 1958	14	--	Xavier	W	64	58	5,291	Cincinnati Gardens		
Feb 26, 1958	10	--	Louisville	W	58	52	5,808	UD Fieldhouse		
Feb 27, 1958	10	--	Loyola/La.	W	103	69	5,808	UD Fieldhouse		
Mar 1, 1958	10	--	Toledo	W	59	48	--	Toledo Fieldhouse		
Mar 4, 1958	8	3	Cincinnati	L	66	70	15,011	Cincinnati Gardens		
Mar 18, 1958	11	--	Fordham	NIT	W	74	70	12,160	Madison Square Garden	
Mar 20, 1958	11	--	St. John's	NIT	W	80	56	15,834	Madison Square Garden	
Mar 22, 1958	11	--	Xavier	ot	NIT	L	74	78	12,020	Madison Square Garden
Dec 26, 1958	20	--	Niagara	ECAC	W	84	79	12,135	Madison Square Garden	
Dec 27, 1958	20	--	St. John's	ECAC	L	63	76	9,765	Madison Square Garden	
Dec 29, 1958	20	--	Utah	ECAC	L	70	79	13,746	Madison Square Garden	
Jan 23, 1960	19	--	Louisville	W	62	53	5,808	UD Fieldhouse		
Jan 27, 1960	19	17	Virginia Tech	W	77	59	5,808	UD Fieldhouse		
Jan 30, 1960	19	20	Wake Forest	W	62	45	5,808	UD Fieldhouse		
Feb 3, 1960	13	--	Miami/Ohio	W	72	60	5,808	UD Fieldhouse		
Feb 10, 1960	15	--	Duquesne	L	66	79	--	Campus Gym		
Dec 14, 1960	20	--	Miami/Ohio	W	84	69	5,808	UD Fieldhouse		
Dec 17, 1960	20	--	Drake	L	62	73	--	Drake Fieldhouse		
Dec 2, 1967	6	--	Northern Michigan	W	78	61	5,882	UD Fieldhouse		
Dec 5, 1967	6	--	Miami/Ohio	L	61	64	5,882	UD Fieldhouse		
Dec 9, 1967	6	--	Eastern Kentucky	L	75	76	7,250	Alumni Coliseum		





UD IN THE AP TOP 25

2007 DAYTON BASKETBALL

Date	AP Ranks		Opponent	UD	Op	Att	Location		
	UD	Op							
Jan 25, 1969	20	—	Miami/Ohio	W	67	54	5,882	UD Fieldhouse	
Jan 27, 1969	20	—	Xavier	W	72	64	5,882	UD Fieldhouse	
Feb 1, 1969	20	—	Niagara	W	100	70	5,882	UD Fieldhouse	
Feb 6, 1969	19	6	Davidson	L	63	64	6,496	Madison Sq. Garden	
Feb 8, 1969	19	—	Loyola/Ill.	at W	70	69	4,621	Chicago Stadium	
Feb 13, 1969	17	—	Rice	W	58	55	2,000	Autry Gymnasium	
Feb 15, 1969	17	—	Florida State	L	71	79	5,000	Tully Gym	
Mar 14, 1974	20	2	UCLA	3rd NCAA L	100	111	13,314	McKale Center	
Mar 16, 1974	20	17	New Mexico	NCAA L	61	66	13,658	McKale Center	
Nov 29, 2000	24	22	Cincinnati	L	75	82	13,553	UD Arena	
Dec 2, 2000	24	—	Marshall	L	65	67	12,026	UD Arena	
Feb 18, 2003	25	—	Richmond	W	70	63	4,129	Robbins Center	
Feb 22, 2003	25	14	Xavier	L	72	73	13,409	UD Arena	
Feb 26, 2003	25	—	Rhode Island	W	82	70	5,903	Ryan Center	
Mar 1, 2003	25	—	Fordham	W	69	65	13,409	UD Arena	
Mar 8, 2003	21	—	St. Bonaventure	DNP - Atlantic 10 Win by forfeit					
Mar 13, 2003	22	—	Rhode Island	A10 W	74	57	10,897	UD Arena	
Mar 14, 2003	22	25	Saint Joseph's	A10 W	76	73	11,648	UD Arena	
Mar 15, 2003	22	—	Temple	A10 W	79	72	11,537	UD Arena	
Mar 20, 2003	16	—	Tulsa	NCAA L	71	84	11,171	Spokane Arena	
Dec 9, 2003	25	—	Louisiana-Lafayette	W	66	59	12,055	UD Arena	
Dec 13, 2003	24	—	IUPUI	W	61	59	12,277	UD Arena	
Dec 20, 2003	24	—	Prairie View	W	78	65	12,136	UD Arena	
Dec 23, 2003	23	14	Cincinnati	L	53	82	13,176	Shoemaker Center	

The AP poll expanded to 25 in 1989

DAYTON AS A RANKED TEAM

AP Rank	W	L	Last Date	Last Win
Number 1	0	0	never	none
Number 2	9	2	Feb 25, 1956	Feb 19, 1956, at Xavier
Number 3	5	2	Mar 24, 1956	Mar 22, 1956, vs St. Francis/NY NIT
Number 4	4	2	Feb 25, 1956	Feb 25, 1956, E. Kentucky
Number 5	2	0	Dec 18, 1954	Dec 18, 1954, Pacific
Number 6	3	2	Dec 9, 1967	Dec 2, 1967, N. Michigan
Number 7	6	0	Dec 16, 1955	Dec 16, 1955, at Cincinnati
Number 8	0	1	Mar 4, 1958	none
Number 9	2	1	Mar 18, 1955	Mar 17, 1955, vs St. Francis/PA NIT
Number 10	7	0	Mar 1, 1958	Mar 1, 1958, at Toledo
Number 11	16	3	Mar 22, 1958	Mar 20, 1958, vs St. John's NIT
Number 12	0	1	Jan 12, 1955	none
Number 13	6	1	Feb 10, 1960	Feb 3, 1960, Miami/Ohio
Number 14	12	0	Feb 12, 1958	Feb 16, 1958, at Xavier
Number 15	5	4	Feb 15, 1960	Dec 12, 1956, at Miami/Ohio
Number 16	10	2	Apr 7, 2003	Feb 1, 1958, Eastern Kentucky
Number 17	7	3	Feb 15, 1969	Feb 13, 1969, at Rice
Number 18	6	0	Jan 21, 1955	Jan 21, 1955, at Louisville
Number 19	6	1	Feb 8, 1969	Feb 8, 1969, at Loyola/Chi
Number 20	7	5	Mar 16, 1974	Feb 1, 1969, Niagara
Number 21	0	0	Mar 10, 2003	Mar 8, 2003, No contest at St. Bona
Number 22	3	0	Mar 17, 2003	Mar 15, 2003, Temple
Number 23	0	1	Dec 28, 2003	none
Number 24	2	2	Dec 22, 2003	Dec 20, 2003, Prairie View
Number 25	4	1	Dec 14, 2003	Dec 9, 2003, Louisiana-Lafayette


UD RECORDS AS AN AP RANKED TEAM

	W	L	Pct.
Total	121	33	.786
Home	64	8	.889
Road	39	11	.780
Neutral	18	14	.563
UD Fieldhouse	57	5	.919
UD Arena	7	3	.700
In the NIT	11	5	.688
In the NCAA	1	4	.200
In all post-season	12	9	.571
Regular Season	109	24	.820
Atlantic 10 Tournament	3	0	1.00
Versus ranked teams	18	14	.563
Versus ranked teams, NCAA	0	3	.000
Versus ranked teams, NIT	5	3	.625
Versus ranked teams, all post-season	5	6	.455
Versus unranked teams	103	19	.844
Versus unranked teams, NCAA	1	1	.500
Versus unranked teams, NIT	6	2	.750
As higher ranked team	110	22	.833
As higher ranked team, NCAA	1	1	.500
As higher ranked team, NIT	10	4	.714

UD VERSUS THE AP TOP 25



Date	AP Rank		Opponent	UD	Op	Att	Location
	UD	Op					
Dec 14, 1952	---	1	La Salle	ot	L	64 73 5,962	UD Fieldhouse
Mar 1, 1953	---	1	Seton Hall		W	71 65 6,054	UD Fieldhouse
Feb 27, 1954	16	1	Duquesne		W	64 54 5,808	UD Fieldhouse
Jan 2, 1960	---	1	Cincinnati		L	63 70 11,196	Cincinnati, Ohio
Dec 20, 1962	---	1	Cincinnati		L	37 44 8,078	Cincinnati, Ohio
Mar 12, 1965	---	1	Michigan	NCAA	L	71 98 11,600	Lexington, Ky.
Mar 11, 1966	---	1	Kentucky	NCAA	L	79 86 11,500	Iowa City, Iowa
Mar 25, 1967	---	1	UCLA	NCAA	L	64 79 18,892	Louisville, Ky.
Jan 2, 1971	---	1	UCLA		L	82 106 12,543	Los Angeles, Calif.
Feb 3, 1979	---	1	Notre Dame		L	71 86 11,345	South Bend, Ind.
Feb 9, 1980	---	1	DePaul		L	63 65 5,498	Chicago, Ill.
Jan 6, 1996	---	1	Massachusetts		L	58 78 9,493	Amherst, Mass.
Nov 21, 2000	---	1	Arizona		L	59 76 2,500	Maui, Hawaii
Mar 21, 1952	11	2	Illinois	NCAA	L	61 80 14,147	Chicago, Ill.
Jan 15, 1953	---	2	Seton Hall		L	74 82 ---	So. Orange, N.J.
Jan 4, 1954	---	2	Duquesne		L	52 70 ---	Pittsburgh, Pa.
Jan 10, 1955	10	2	Duquesne		W	68 67 ---	Pittsburgh, Pa.
Jan 18, 1967	---	2	Louisville		L	50 66 5,882	UD Fieldhouse
Mar 4, 1974	---	2	Notre Dame		W	97 82 13,578	UD Arena
Mar 14, 1974	20	2	UCLA	3ot	L	100 111 13,314	Tucson, Ariz.
Mar 4, 1981	---	2	DePaul		L	64 84 13,455	UD Arena
Mar 25, 1984	---	2	Georgetown	NCAA	L	49 61 12,564	Los Angeles, Calif.
Dec 31, 2006	---	2	North Carolina		L	51 81 19,967	Chapel Hill, N.C.
Dec 20, 1955	4	3	Utah		W	77 73 ---	Lexington, Ky.
Mar 4, 1958	8	3	Cincinnati		L	66 70 15,011	Cincinnati, Ohio
Jan 16, 1962	---	3	Cincinnati		L	61 80 11,942	Cincinnati, Ohio
Dec 31, 1962	---	3	Loyola/Il.		L	69 74 10,346	Chicago, Ill.
Jan 22, 1964	---	3	Loyola/Il.		L	56 70 5,808	UD Fieldhouse
Dec 17, 1966	---	3	Louisville		L	81 96 14,602	Louisville, Ky.
Mar 6, 1975	---	3	Louisville		L	67 83 14,109	Louisville, Ky.
Jan 12, 1977	---	3	Cincinnati		L	61 84 17,009	Cincinnati, Ohio
Feb 18, 1984	---	3	DePaul		W	72 71 12,723	UD Arena
Nov 29, 1991	---	3	Arizona		L	68 84 1,500	Honolulu, Hawai'i
Dec 29, 2002	---	3	Duke		L	74 85 9,314	Raleigh, NC
Feb 11, 2004	---	3	Saint Joseph's		L	67 81 3,200	Philadelphia, Pa.
Feb 26, 1955	11	4	Duquesne		W	67 58 5,808	UD Fieldhouse
Feb 17, 1956	2	4	Louisville		L	56 59 ---	Louisville, Ky.
Dec 22, 1956	---	4	Southern Methodist		L	59 67 ---	Lexington, Ky.
Jan 26, 1957	---	4	Louisville		L	56 57 ---	Louisville, Ky.
Mar 15, 1960	---	4	Brodley	NIT	L	64 78 16,345	New York, N.Y.
Feb 16, 1966	---	4	Loyola/Il.		L	72 77 5,808	UD Fieldhouse
Mar 24, 1967	---	4	North Carolina	NCAA	W	76 62 18,882	Louisville, Ky.
Dec 27, 1998	---	4	Cincinnati		L	51 53 15,440	Cleveland, Ohio
Mar 11, 1952	11	5	St. Louis	NIT	W	68 58 14,112	New York, N.Y.
Jan 13, 1954	17	5	W. Kentucky	3ot	L	75 79 5,808	UD Fieldhouse
Dec 21, 1956	---	5	Illinois		L	65 82 ---	Lexington, Ky.
Feb 4, 1959	---	5	Cincinnati		L	74 96 9,763	Cincinnati, Ohio
Jan 21, 1961	---	5	Louisville		L	50 63 ---	Louisville, Ky.
Jan 29, 1966	---	5	St. Joseph's/Pa.		W	79 76 7,615	Philadelphia, Pa.
Dec 13, 1967	---	5	Louisville		W	63 47 5,882	UD Fieldhouse
Jan 12, 1972	---	5	Louisville		L	64 71 12,782	UD Arena
Jan 9, 1982	---	5	DePaul		L	69 71 12,320	Rosemont, Ill.
Feb 22, 1984	---	5	DePaul		L	59 79 13,027	Rosemont, Ill.
Feb 7, 1987	---	5	DePaul		L	65 88 14,280	Rosemont, Ill.
Mar 18, 1955	9	6	Duquesne	NIT	L	58 70 18,496	New York, N.Y.
Mar 24, 1956	3	6	Louisville	NIT	L	80 93 15,763	New York, N.Y.
Mar 11, 1967	---	6	W. Kentucky	ot NCAA	W	69 67 11,500	Lexington, Ky.
Feb 6, 1969	19	6	Davidson		L	63 64 6,496	New York, N.Y.
Dec 5, 1974	---	6	Louisville		L	74 76 12,641	UD Arena
Feb 25, 1976	---	6	Notre Dame		L	79 85 13,149	UD Arena
Dec 9, 1978	---	6	Michigan		L	61 66 12,518	UD Arena
Feb 28, 1981	---	6	Notre Dame		L	57 70 11,345	South Bend, Ind.
Nov 22, 2000	---	6	Maryland		W	77 71 2,500	Maui, Hawai'i
Dec 29, 1951	---	7	St. John's		L	60 62 12,653	New York, N.Y.
Feb 23, 1957	---	7	Louisville		W	50 48 5,808	UD Fieldhouse
Dec 22, 1967	---	7	Kentucky		L	85 88 11,500	Lexington, Ky.
Mar 4, 1978	---	7	Notre Dame		W	66 59 13,458	UD Arena
Jan 16, 1979	---	7	Louisville		L	76 77 13,458	UD Arena
Mar 17, 1984	---	7	Oklahoma	NCAA	W	89 85 8,100	Salt Lake City
Jan 26, 1985	---	7	DePaul		W	65 64 13,495	UD Arena
Jan 3, 1987	---	7	DePaul		L	64 80 12,452	UD Arena
Mar 18, 1990	---	7	Arkansas	NCAA	L	84 86 15,884	Austin, Texas
Dec 23, 2006	---	7	Pittsburgh		L	54 84 12,508	Pittsburgh, Pa.




Erv Giddings had the game of his life against No. 7 Notre Dame in 1978. "Elevator Erv" had 23 points and 11 rebounds to lead the Flyers to a 66-59 win at UD Arena. He called the win "monumentous."

Date	AP Rank		Opponent	UD	Op	Att	Location
	UD	Op					
Feb 4, 1953	---	8	Western Kentucky	L	77 88 ---		Bowl, Green, Ky.
Dec 29, 1954	4	8	Duquesne	L	75 90 16,015		New York, N.Y.
Dec 29, 1956	---	8	Louisville	ot	L	53 61 ---	Louisville, Ky.
Jan 10, 1962	---	8	Duquesne	L	59 79 ---		Pittsburgh, Pa.
Mar 7, 1964	---	8	DePaul	L	73 79 5,808		UD Fieldhouse
Mar 17, 1967	---	8	Tennessee	NCAA	W	53 52 7,386	Evanston, Ill.
Feb 8, 2006	---	8	George Washington	L	67 81 5,000		Washington, DC
Mar 15, 1951	13	9	St. John's	ot NIT	W	69 62 16,815	New York, N.Y.
Dec 21, 1955	4	9	Kentucky	W	89 74 ---		Lexington, Ky.
Jan 28, 1956	2	9	Louisville	ot	L	64 66 5,808	UD Fieldhouse
Feb 17, 1962	---	9	Duquesne	W	71 48 5,808		UD Fieldhouse
Feb 8, 1971	---	9	Western Kentucky	W	63 60 12,815		UD Arena
Feb 17, 1973	---	9	St. John's	L	83 98 6,008		Jamaica, N.Y.
Dec 5, 1973	---	9	Louisville	L	68 75 10,994		Louisville, Ky.
Dec 10, 1977	---	9	Michigan	L	61 71 13,549		Ann Arbor, Mich.
Mar 12, 1966	---	10	W. Kentucky	NCAA	L	68 82 13,500	Iowa City, Iowa
Feb 26, 1972	---	10	SW Louisiana	L	86 103 13,458		UD Arena
Dec 19, 1977	---	10	Louisville	L	63 69 14,191		Louisville, Ky.
Dec 2, 1981	---	10	Minnesota	L	74 90 14,352		Minneapolis
Mar 17, 1951	13	11	Brigham Young	NIT	L	43 62 18,379	New York, N.Y.
Dec 9, 1969	---	11	Louisville	W	72 56 12,237		Louisville, Ky.
Jan 27, 1977	---	11	Louisville	W	71 76 11,930		UD Arena
Nov 28, 1977	---	11	Syracuse	W	76 67 10,718		UD Arena
Jan 18, 1996	---	11	Virginia Tech	L	62 63 9,134		Blacksburg, Va.
Nov 29, 1999	---	11	Kentucky	W	68 66 17,232		Cincinnati, Ohio
Jan 20, 1951	---	12	Toledo	W	64 46 5,808		UD Fieldhouse
Mar 13, 1951	13	12	Arizona	NIT	W	74 68 9,630	New York, N.Y.
Dec 15, 1954	5	12	Louisville	ot	W	71 67 5,808	UD Fieldhouse
Feb 18, 1955	13	12	Cincinnati	W	80 69 6,433		Cincinnati, Ohio



UD VERSUS THE AP TOP 25

2007 DAYTON BASKETBALL



Shawn Haugh hit an NCAA-record eight-of-eight from three-point range against #17 Saint Louis in 1994. He scored 30 points and UD needed every one to win in overtime. UD trailed by as many as 20 points before Haugh's barrage.

Date	AP Rankings			UD	Op	Att	Location		
	UD	Op	Opponent						
Feb 7, 1970	---	12	Florida State	L	76	82	13,450	UD Arena	
Dec 24, 1987	---	12	Oklahoma	L	99	151	1,000	Honolulu, Hawaii	
Jan 7, 1997	---	12	Xavier	W	98	91	11,927	UD Arena	
Mar 8, 1986	---	12	Notre Dame	L	55	69	11,345	South Bend, Ind.	
Nov 20, 2000	---	12	Connecticut	W	80	66	2,500	Mauai, Hawaii	
Feb 6, 1952	11	13	Louisville	W	72	71	---	Louisville, Ky.	
Jan 11, 1969	---	13	Detroit	W	64	62	7,723	Detroit, Mich.	
Feb 28, 1970	---	13	Notre Dame	W	95	79	13,450	UD Arena	
Mar 7, 1970	---	13	Houston	NCAA	L	64	71	5,823	Fort Worth, Tex.
Feb 9, 1974	---	13	South Carolina	L	68	81	11,983	Columbia, S.C.	
Dec 22, 1979	---	13	Iowa	L	54	61	10,612	UD Arena	
Feb 13, 1984	---	13	Maryland	L	59	61	8,515	College Park, Md.	
Jan 4, 2003	---	13	Marquette	ot W	92	85	12,037	UD Arena	
Feb 17, 1951	17	14	Louisville	W	70	66	---	Louisville, Ky.	
Dec 16, 1955	7	14	Cincinnati	W	66	57	7,126	Cincinnati, Ohio	
Jan 8, 1957	---	14	Canisius	W	65	58	5,808	UD Fieldhouse	
Jan 23, 1974	---	14	Louisville	L	72	90	12,340	UD Arena	
Mar 1, 1980	---	14	Notre Dame	L	54	62	13,455	UD Arena	
Jan 15, 1983	---	14	Missouri	L	64	78	10,436	Columbia, Mo.	
Feb 5, 1986	---	14	Notre Dame	W	67	65	13,233	UD Arena	
Dec 17, 1988	---	14	Ohio State	L	76	104	13,511	UD Arena	
Mar 22, 2003	25	14	Xavier	L	72	73	13,409	UD Arena	
Dec 23, 2003	---	14	Cincinnati	L	53	82	13,176	Cincinnati, Ohio	
Mar 13, 1952	11	15	St. Bonaventure	NIT	L	69	62	17,131	New York, N.Y.
Dec 31, 1954	4	15	UCLA	L	92	104	12,135	New York, N.Y.	
Dec 30, 1957	---	15	Seattle	ot W	81	75	11,851	New York, N.Y.	
Mar 9, 1976	---	15	Cincinnati	L	84	85	12,475	UD Arena	
Feb 24, 1979	---	15	Temple	L	63	66	5,755	Philadelphia, Pa.	

Date	AP Rankings			UD	Op	Att	Location		
	UD	Op	Opponent						
Mar 23, 1984	---	15	Washington	NCAA	W	64	58	12,564	Los Angeles, Calif.
Dec 10, 1988	---	15	Louisville	L	68	95	19,364	Louisville, Ky.	
Feb 17, 2000	---	15	Temple	L	58	64	13,553	UD Arena	
Jan 5, 1952	---	16	Murray State	W	69	55	5,808	UD Fieldhouse	
Feb 23, 1970	---	16	Western Kentucky	L	63	76	12,352	Bowl, Green, Ky.	
Jan 13, 1971	---	16	Louisville	L	68	73	13,458	UD Arena	
Dec 8, 1971	---	16	Louisville	L	60	88	9,642	Louisville, Ky.	
Dec 14, 1974	---	16	Michigan	L	50	61	12,864	UD Arena	
Mar 1, 1975	---	16	Notre Dame	L	69	102	11,345	South Bend, Ind.	
Mar 12, 1979	---	16	Purdue	NIT	L	70	84	13,126	W. Lafayette, Ind.
Mar 2, 1996	---	16	Virginia Tech	L	54	73	13,258	UD Arena	
Dec 5, 1951	---	17	Louisville	ot L	76	79	5,808	UD Fieldhouse	
Feb 14, 1953	---	17	Louisville	L	63	69	5,808	UD Fieldhouse	
Mar 3, 1953	---	17	E. Kentucky	ot W	73	68	---	Richmond, Ky.	
Jan 8, 1955	10	17	Villanova	W	59	52	---	Philadelphia, Pa.	
Jan 27, 1960	19	17	Virginia Tech	W	77	59	5,808	UD Fieldhouse	
Mar 16, 1974	20	17	New Mexico	NCAA	L	61	66	13,658	Tucson, Ariz.
Jan 9, 1988	---	17	Iowa State	L	80	84	13,201	UD Arena	
Feb 13, 1994	---	17	St. Louis	ot W	82	77	10,432	UD Arena	
Feb 14, 1998	---	17	George Washington	W	78	64	12,061	UD Arena	
Dec 30, 1959	---	18	Duke	3ot W	71	63	---	Raleigh, N.C.	
Jan 14, 1970	---	18	Louisville	L	69	77	13,450	UD Arena	
Dec 13, 1975	---	18	Michigan	L	80	106	7,492	Ann Arbor, Mich.	
Mar 6, 1976	---	18	Florida State	W	95	81	10,780	UD Arena	
Jan 21, 1978	---	18	DePaul	L	70	74	5,115	Chicago, Ill.	
Dec 13, 1980	---	18	Michigan	L	84	85	11,296	UD Arena	
Feb 6, 1985	---	18	DePaul	W	67	63	16,803	Rosemont, Ill.	
Mar 16, 1990	---	18	Illinois	NCAA	W	88	86	11,578	Austin, Tex.
Feb 2, 1994	---	18	St. Louis	L	75	94	14,791	St. Louis, Mo.	
Feb 15, 1956	2	19	Memphis	W	85	71	5,808	UD Fieldhouse	
Dec 29, 1959	---	19	Wake Forest	L	50	61	---	Raleigh, N.C.	
Mar 1, 1971	---	19	Notre Dame	L	82	83	11,207	South Bend, Ind.	
Jan 5, 1985	---	19	Maryland	W	67	63	11,819	UD Arena	
Mar 3, 1990	---	19	Xavier	W	111	108	13,511	UD Arena	
Jan 26, 1995	---	19	Cincinnati	L	60	81	13,368	UD Arena	
Feb 12, 1997	---	19	Xavier	L	53	79	10,008	Cincinnati, Ohio	
Jan 24, 1998	---	19	Xavier	W	93	82	13,521	UD Arena	
Feb 3, 1951	---	20	Toledo	L	67	56	4,800	Toledo, Ohio	
Mar 15, 1955	9	20	St. Louis	NIT	W	97	81	9,850	New York, N.Y.
Jan 30, 1960	19	20	Wake Forest	W	62	45	5,808	UD Fieldhouse	
Dec 9, 1970	---	20	Louisville	L	70	72	11,050	Louisville, Ky.	
Dec 30, 1972	---	20	Santa Clara	L	64	77	1,510	San Jose, Calif.	
Jan 17, 1973	---	20	Louisville	W	73	74	12,273	UD Arena	
Jan 29, 1977	---	20	Memphis	L	67	81	11,075	Memphis, Tenn.	
Mar 7, 1987	---	20	Notre Dame	L	56	62	13,511	UD Arena	
Jan 30, 1994	---	20	Ala.-Birmingham	L	52	60	10,046	UD Arena	
Feb 8, 2003	---	20	Xavier	L	75	83	10,250	Cincinnati, Ohio	
Dec 29, 1992	---	21	Cincinnati	L	55	65	13,511	UD Arena	
Jan 15, 1994	---	21	Cincinnati	L	63	79	13,505	UD Arena	
Mar 10, 1994	---	21	St. Louis	L	46	80	12,219	Cincinnati, Ohio	
Nov 30, 2002	---	21	Cincinnati	W	75	69	13,409	UD Arena	
Dec 7, 1991	---	22	Michigan State	L	74	83	13,305	UD Arena	
Feb 20, 1994	---	22	Marquette	L	62	84	13,642	Milwaukee, Wis.	
Feb 23, 1994	---	22	Marquette	L	58	63	10,658	UD Arena	
Dec 11, 1996	---	22	Louisville	L	67	80	19,413	Louisville, Ky.	
Nov 29, 2000	24	22	Cincinnati	L	75	82	13,553	UD Arena	
Feb 3, 1990	---	23	Xavier	L	81	88	10,043	Cincinnati, Ohio	
Dec 19, 1992	---	23	Michigan State	L	60	65	15,121	E. Lansing, Mich.	
Feb 21, 2001	---	23	Saint Joseph's	L	73	83	13,553	UD Arena	
Mar 10, 1990	---	24	Xavier	W	98	89	13,202	UD Arena	
Mar 3, 1994	---	24	Ala.-Birmingham	L	53	84	5,348	Birmingham, Ala.	
Mar 8, 2002	---	24	Xavier	A10	L	59	66	7,034	Philadelphia, Pa.
Jan 12, 1994	---	25	Xavier	L	46	57	7,415	Cincinnati, Ohio	
Mar 16, 2000	---	25	Purdue	NCAA	L	61	62	13,363	Tucson, Ariz.
Mar 4, 2001	---	25	Xavier	W	65	62	13,553	UD Arena	
Feb 13, 2003	---	25	Saint Joseph's	W	66	56	13,409	UD Arena	
Mar 14, 2003	22	25	Saint Joseph's	A10	W	76	73	11,648	UD Arena

UD VERSUS THE AP TOP 25

THIS IS UD | BASKETBALL STAFF | 2007-08 UD FLYERS | 2006-07 YEAR IN REVIEW | OPPONENTS | UD ARENA | HISTORY | SERIES | UNIVERSITY | MEDIA



RECORDS VERSUS RANKS TEAMS

Opponent AP Rank	Total			Home		UD Arena		Road		Neut		Postseason		UD Ranked	
	W	L	Pct	W	L	W	L	W	L	W	L	W	L	W	L
Number 1	2	11	.146	2	1	0	0	0	6	0	4	0	3	1	0
Number 2	2	8	.200	1	2	1	1	1	3	0	3	0	2	1	2
Number 3	2	10	.167	1	1	0	1	0	7	1	2	0	0	1	1
Number 4	2	6	.250	1	1	0	0	0	2	1	3	1	1	1	1
Number 5	3	8	.273	1	2	0	1	1	5	1	1	1	0	1	1
Number 6	2	7	.222	0	3	0	3	0	1	2	3	1	2	0	3
Number 7	4	6	.400	3	2	2	2	0	3	1	1	1	1	0	0
Number 8	1	6	.143	0	1	0	0	0	4	1	1	1	0	0	1
Number 9	4	4	.500	2	1	1	0	2	3	0	0	1	0	2	1
Number 10	0	4	.000	0	1	0	1	0	2	0	1	0	1	0	0
Number 11	4	2	.667	2	0	2	0	1	1	1	1	0	1	0	1
Number 12	6	3	.667	3	1	1	1	1	1	2	1	1	0	3	0
Number 13	4	4	.500	2	1	2	1	2	2	0	1	0	1	1	0
Number 14	4	6	.400	2	4	1	4	2	2	0	0	0	0	2	1
Number 15	2	6	.250	0	2	0	2	0	2	2	2	1	2	0	2
Number 16	1	7	.125	1	3	0	3	0	4	0	0	0	1	0	0
Number 17	5	4	.556	3	3	2	1	2	0	0	1	0	1	2	1
Number 18	4	5	.444	1	2	1	2	1	3	2	0	1	0	0	0
Number 19	4	4	.500	4	1	3	1	0	2	0	1	0	0	1	0
Number 20	4	6	.400	2	2	1	2	1	3	1	1	1	0	2	0
Number 21	1	3	.250	1	2	1	2	0	0	0	1	0	0	0	0
Number 22	0	5	.000	0	3	0	3	0	2	0	0	0	0	0	0
Number 23	0	3	.000	0	1	0	1	0	2	0	0	0	0	0	0
Number 24	1	2	.333	1	0	1	0	0	1	0	1	0	0	0	0
Number 25	3	2	.600	3	0	3	0	0	1	0	1	0	1	1	0
TOTAL	65	129	.335	36	40	22	32	14	59	15	30	10	17	19	15

THE LAST TIME

	Last Win	Last Home Win	Last Road/Neutral Win
Number 1	Feb 27, 1954, Duquesne	Feb 27, 1954, Duquesne	---
Number 2	March 4, 1974, Notre Dame	March 4, 1974, Notre Dame	Mar 25, 1984, Georgetown (N) (NCAA)
Number 3	Feb 18, 1984, DePaul	Feb 18, 1984, DePaul	Dec 20, 1955, Utah (N)
Number 4	Mar 24, 1967, North Carolina (NCAA)	Feb 26, 1955, Duquesne	Mar 24, 1967, North Carolina (N) (NCAA)
Number 5	Dec 13, 1967, Louisville	Dec 13, 1967, Louisville	Jan 29, 1966, Saint Joseph's
Number 6	Nov 22, 2000, Maryland (Mau)	---	Nov 22, 2000, Maryland (N) (Mau)
Number 7	Jan 26, 1985, DePaul	Jan 26, 1985, DePaul	Mar 17, 1984, Oklahoma (N) (NCAA)
Number 8	Mar 17, 1967, Tennessee (NCAA)	---	Mar 17, 1967, Tennessee (N) (NCAA)
Number 9	Feb 8, 1971, Western Kentucky	Feb 8, 1971, Western Kentucky	Dec 21, 1955, Kentucky (R)
Number 10	---	---	---
Number 11	Nov 29, 1999, Kentucky	Nov 28, 1977, Syracuse	Nov 29, 1999, Kentucky (N)
Number 12	Nov 20, 2000, Connecticut (Mau)	Jan 7, 1997, Xavier	Nov 20, 2000, Connecticut (N) (Mau)
Number 13	Jan 4, 2003, Marquette	Jan 4, 2003, Marquette	Jan 11, 1969, Detroit (R)
Number 14	Feb 5, 1986, Notre Dame	Feb 5, 1986, Notre Dame	Dec 16, 1955, Cincinnati (R)
Number 15	Mar 23, 1984, Washington (NCAA)	---	Mar 23, 1984, Washington (N) (NCAA)
Number 16	Jan 5, 1952, Murray State	Jan 5, 1952, Murray State	---
Number 17	Feb 14, 1998, George Washington	Feb 14, 1998, George Washington	Jan 8, 1955, Villanova (R)
Number 18	Mar 6, 1990, Illinois (NCAA)	Mar 6, 1976, Florida State	Mar 6, 1990, Illinois (N) (NCAA)
Number 19	Jan 24, 1998, Xavier	Jan 24, 1998, Xavier	---
Number 20	Jan 17, 1973, Louisville	Jan 17, 1973, Louisville	Mar 15, 1955, Saint Louis (N) (NIT)
Number 21	Nov 20, 2002, Cincinnati	Nov 20, 2002, Cincinnati	---
Number 22	---	---	---
Number 23	---	---	---
Number 24	Mar 10, 1990, Xavier	Mar 10, 1990, Xavier	---
Number 25	Mar 14, 2003, Saint Joseph's	Mar 14, 2003, Saint Joseph's	---

LAST 12 GAMES VERSUS RANKED OPPONENTS AT UD ARENA, 8-4


Date	UD	Opp	Opponent	UD	Opp	Att.	Location	
Jan 7, 1997	---	12	Xavier	W	98	91	11,927 UD Arena	
Jan 24, 1998	---	19	Xavier	W	93	82	13,521 UD Arena	
Feb 14, 1998	---	17	George Washington	W	78	64	12,061 UD Arena	
Feb 17, 2000	---	15	Temple	L	58	64	13,553 UD Arena	
Nov 29, 2000	24	22	Cincinnati	L	75	82	13,553 UD Arena	
Feb 21, 2001	---	23	Saint Joseph's	L	73	83	13,553 UD Arena	
Mar 4, 2001	---	25	Xavier	W	65	62	13,553 UD Arena	
Nov 30, 2002	---	21	Cincinnati	W	75	69	13,409 UD Arena	
Jan 4, 2003	---	13	Marquette	W	92	85	12,037 UD Arena	
Feb 13, 2003	---	25	Saint Joseph's	W	66	56	13,409 UD Arena	
Mar 14, 2003	22	25	Saint Joseph's	A10	W	76	73	11,648 UD Arena



UD IN THE NCAA TOURNAMENT

2007 DAYTON BASKETBALL

Date	AP Ranks		Region	Tourney Seed		Round	Opponent	UD Op		Att	Building	City
	UD	Op		UD	Op			UD	Op			
Mar 21, 1952	11	2	---	---	---	Regional Semifinals	Illinois	L	61	80	14,147	Chicago Stadium Chicago, Ill.
Mar 22, 1952	11	---	---	---	---	Regional Third Place	Princeton	W	77	61	---	Chicago Stadium Chicago, Ill.
Mar 9, 1965	---	---	---	---	---	First Round	Ohio University	W	66	65	7,500	E.A. Diddle Arena Bowling Green, Ky.
Mar 12, 1965	---	1	Midwest	---	---	Regional Semifinals	Michigan	L	71	98	11,600	Memorial Coliseum Lexington, Ky.
Mar 13, 1965	---	---	Midwest	---	---	Regional Third Place	DePaul	W	75	69	10,500	Memorial Coliseum Lexington, Ky.
Mar 7, 1966	---	---	Midwest	---	---	First Round	Miami/Ohio	W	58	51	7,013	Memorial Gym Kent, Ohio
Mar 11, 1966	---	1	Midwest	---	---	Regional Semifinals	Kentucky	L	79	86	11,500	Iowa Field House Iowa City, Iowa
Mar 12, 1966	---	10	Midwest	---	---	Regional Third Place	Western Kentucky	L	68	82	13,500	Iowa Field House Iowa City, Iowa
Mar 11, 1967	---	6	Midwest	---	---	First Round	Western Kentucky	ot W	69	67	11,500	Memorial Coliseum Lexington, Ky.
Mar 17, 1967	---	8	Midwest	---	---	Regional Semifinals	Tennessee	W	53	52	7,386	McGaw Hall Evanston, Ill.
Mar 18, 1967	---	---	Midwest	---	---	Regional Finals	Virginia Tech	ot W	71	66	7,419	McGaw Hall Evanston, Ill.
Mar 24, 1967	---	4	Midwest	---	---	National Semifinals	North Carolina	W	76	62	18,889	Freedom Hall Louisville, Ky.
Mar 25, 1967	---	1	Midwest	---	---	National Championship	UCLA	L	64	79	18,892	Freedom Hall Louisville, Ky.
Mar 7, 1969	---	---	Midwest	---	---	First Round	Colorado State	L	50	52	6,500	Daniel-Meyer Coliseum Fort Worth, Texas
Mar 7, 1970	---	13	Midwest	---	---	First Round	Houston	L	64	71	5,823	Daniel-Meyer Coliseum Fort Worth, Texas
Mar 9, 1974	---	---	West	---	---	First Round	Cal State-LA	W	88	80	9,400	Idaho State Minidome Pocatello, Idaho
Mar 14, 1974	20	2	West	---	---	Regional Semifinals	UCLA	3ot L	100	111	13,314	McKale Center Tucson, Ariz.
Mar 16, 1974	20	17	West	---	---	Regional Third Place	New Mexico	L	61	66	13,658	McKale Center Tucson, Ariz.
Mar 15, 1984	---	---	West	10	7	First Round	Louisiana State	W	74	66	6,978	Special Events Center Salt Lake City
Mar 17, 1984	---	7	West	10	2	Second Round	Oklahoma	W	89	85	8,100	Special Events Center Salt Lake City
Mar 23, 1984	---	15	West	10	6	Regional Semifinals	Washington	W	64	58	12,564	Pauley Pavilion Los Angeles, Calif.
Mar 25, 1984	---	2	West	10	1	Regional Finals	Georgetown	L	49	61	12,564	Pauley Pavilion Los Angeles, Calif.
Mar 15, 1985	---	---	Southeast	9	8	First Round	Villanova	L	49	51	13,260	UD Arena Dayton, Ohio
Mar 16, 1990	---	18	Midwest	12	5	First Round	Illinois	W	88	86	11,578	Erwin Center Austin, Texas
Mar 18, 1990	---	7	Midwest	12	4	Second Round	Arkansas	L	84	86	15,884	Erwin Center Austin, Texas
Mar 16, 2000	---	25	West	11	6	First Round	Purdue	L	60	61	13,363	McKale Center Tucson, Ariz.
Mar 20, 2003	16	---	Midwest	4	13	First Round	Tulsa	L	71	84	11,171	Spokane Arena Spokane, Wash.
Mar 18, 2004	---	---	Phoenix	10	7	First Round	DePaul	2ot L	69	76	18,698	HSBC Arena Buffalo, NY



Don May and the Flyers followed up 1966's NCAA Tournament Sweet 16 run with a trip to the National Championship Game in 1967. The unranked Flyers beat three top 10 teams on their way to the Final Four: No. 6 Western Kentucky, No. 8 Tennessee, and No. 4 North Carolina before falling to No. 1 UCLA.



Brooks Hall bookended his career with two NCAA appearances, making a trip to "The Dance" in 2000 and 2003. Hall never missed the postseason, as the Flyers earned bids to the NIT in 2001 and 2002.

NCAA TOURNAMENT BREADOWN

Overall	<u>Appearances</u> 13	<u>Record</u> 13-15
By Round	<u>Appearances</u>	<u>Years</u>
National Finalist	1	1967
Final Four	1	1967
Regional Final "Elite 8"	2	1967, 1984
Regional Semifinal "Sweet 16"	6	1952, 1965, 1966, 1967, 1974, 1984
By Coach	<u>Record</u>	<u>Appearances</u>
Tom Blackburn	1-1	(1) 1952
Don Donoher	11-10	(8) 1965, 1966, 1967, 1969, 1970, 1974, 1984, 1985
Jim O'Brien	1-1	(1) 1990
Oliver Purnell	0-2	(2) 2000, 2002
Brian Gregory	0-1	(1) 2004
By Year	<u>Record</u>	<u>Result</u>
1952	1-1	Regional 3rd Place
1965	2-1	Regional 3rd Place
1966	1-2	Regional 4th Place
1967	4-1	National Runnerup
1969	0-1	First Round
1970	0-1	First Round
1974	1-2	Regional 4th Place
1984	3-1	Regional Runnerup
1985	0-1	First Round
1990	1-1	Second Round
2000	0-1	First Round
2003	0-1	First Round
2004	0-1	First Round

NATIONAL INVITATION TOURNAMENT BREAKDOWN

Appearances	20
Record	33-19
NIT Championships	2
NIT Runnerup	5
Semifinalist	1
Quarterfinalist	6

By Year	Record	Round
1951	3-1	Runnerup
1952	3-1	Runnerup
1954	1-1	Quarterfinalist
1955	2-1	Runnerup
1956	2-1	Runnerup
1957	1-1	Quarterfinalist
1958	2-1	Runnerup
1960	1-1	Quarterfinalist
1961	1-2	Final Four
1962	4-0	Champions
1968	4-0	Champions
1971	0-1	
1978	1-1	Quarterfinalist
1979	1-1	Second Round
1981	1-1	Second Round
1982	2-1	Quarterfinalist
1986	0-1	
1998	1-1	Second Round
2001	2-1	Quarterfinalist
2002	1-1	First Round

By Coach	Record	Titles
Tom Blackburn	20-10	1
Don Donoher	9-6	1
Oliver Purnell	4-3	0

By Venue	Record
Home	8-4
Neutral	24-11
Road	1-4
UD Arena	8-4
Madison Square Garden	24-11
Mackey Arena	0-2
Assembly Hall (Illinois)	1-0
Lloyd Noble Center	0-1
Burton Coliseum	0-1

Date	UD	Opp	Round	Opponent	UD	Op	Attend	Venue	Location	
Mar 10, 1951	13	---	First	Lawrence	W	77	71	9,251	Madison Square Garden	New York, New York
Mar 13, 1951	13	12	Quarterfinal	Arizona	W	74	68	9,630	Madison Square Garden	New York, New York
Mar 15, 1951	13	9	Semifinal	St. John's	ot W	69	62	16,815	Madison Square Garden	New York, New York
Mar 17, 1951	13	11	Final	Brigham Young	L	43	62	18,379	Madison Square Garden	New York, New York
Mar 8, 1952	11	---	First	New York U.	W	81	66	18,442	Madison Square Garden	New York, New York
Mar 11, 1952	11	5	Quarterfinal	Saint Louis	W	68	58	14,112	Madison Square Garden	New York, New York
Mar 13, 1952	11	15	Semifinal	St. Bonaventure	W	69	62	17,131	Madison Square Garden	New York, New York
Mar 15, 1952	11	---	Final	La Salle	L	64	75	18,485	Madison Square Garden	New York, New York
Mar 6, 1954	14	---	First	Manhattan	W	90	79	16,259	Madison Square Garden	New York, New York
Mar 9, 1954	15	---	Quarterfinal	Niagara	L	74	77	10,257	Madison Square Garden	New York, New York
Mar 15, 1955	9	20	Quarterfinal	St. Louis	W	97	81	9,850	Madison Square Garden	New York, New York
Mar 17, 1955	9	---	Semifinal	St. Francis/Pa.	ot W	79	73	16,485	Madison Square Garden	New York, New York
Mar 18, 1955	9	6	Final	Duquesne	L	58	70	18,496	Madison Square Garden	New York, New York
Mar 20, 1956	3	---	Quarterfinals	Xavier	W	72	68	11,231	Madison Square Garden	New York, New York
Mar 22, 1956	3	---	Semifinal	St. Francis/N.Y.	W	89	58	16,125	Madison Square Garden	New York, New York
Mar 24, 1956	3	6	Final	Louisville	L	80	93	15,763	Madison Square Garden	New York, New York
Mar 16, 1957	---	---	First	St. Peter's	W	79	71	15,135	Madison Square Garden	New York, New York
Mar 19, 1957	---	---	Quarterfinal	Temple	L	66	77	10,543	Madison Square Garden	New York, New York
Mar 18, 1958	11	---	Quarterfinal	Fordham	W	74	70	12,116	Madison Square Garden	New York, New York
Mar 20, 1958	11	---	Semifinal	St. John's	W	80	56	15,834	Madison Square Garden	New York, New York
Mar 22, 1958	11	---	Final	Xavier	ot L	74	78	12,020	Madison Square Garden	New York, New York
Mar 12, 1960	---	---	First	Temple	W	72	51	17,078	Madison Square Garden	New York, New York
Mar 15, 1960	---	4	Quarterfinal	Bradley	L	64	78	16,345	Madison Square Garden	New York, New York
Mar 21, 1961	---	---	Quarterfinal	Temple	W	62	60	13,896	Madison Square Garden	New York, New York
Mar 23, 1961	---	---	Semifinal	Saint Louis	L	60	67	18,378	Madison Square Garden	New York, New York
Mar 25, 1961	---	---	Consolation	Holy Cross	L	76	85	15,673	Madison Square Garden	New York, New York
Mar 15, 1962	---	---	First	Wichita State	W	79	71	13,895	Madison Square Garden	New York, New York
Mar 17, 1962	---	---	Quarterfinal	Houston	W	94	77	12,308	Madison Square Garden	New York, New York
Mar 22, 1962	---	---	Semifinal	Loyola/Ill.	W	98	82	17,326	Madison Square Garden	New York, New York
Mar 24, 1962	---	---	Final	St. John's	W	73	67	16,037	Madison Square Garden	New York, New York
Mar 16, 1968	---	---	First	West Virginia	W	87	68	16,127	Madison Square Garden	New York, New York
Mar 19, 1968	---	---	Quarterfinal	Fordham	W	61	60	18,683	Madison Square Garden	New York, New York
Mar 21, 1968	---	---	Semifinal	Notre Dame	ot W	76	74	19,500	Madison Square Garden	New York, New York
Mar 23, 1968	---	---	Final	Kansas	W	61	48	19,008	Madison Square Garden	New York, New York
Mar 20, 1971	---	---	First	Duke	L	60	68	19,102	Madison Square Garden	New York, New York
Mar 10, 1978	---	---	First	Fairfield	W	108	93	12,847	UD Arena	Dayton, Ohio
Mar 14, 1978	---	---	Quarterfinal	Georgetown	L	62	71	13,458	UD Arena	Dayton, Ohio
Mar 8, 1979	---	---	First	Holy Cross	W	105	81	10,846	UD Arena	Dayton, Ohio
Mar 12, 1979	---	16	Second	Purdue	L	70	84	13,126	Mackey Arena	West Lafayette, Ind.
Mar 10, 1981	---	---	First	Fordham	2ot W	66	65	7,100	UD Arena	Dayton, Ohio
Mar 16, 1981	---	---	Second	Purdue	L	46	50	10,612	Mackey Arena	West Lafayette, Ind.
Mar 10, 1982	---	---	First	Connecticut	ot W	76	75	8,100	UD Arena	Dayton, Ohio
Mar 15, 1982	---	---	Second	Illinois	W	61	58	16,275	Assembly Hall	Champaign, Ill.
Mar 18, 1982	---	---	Quarterfinal	Oklahoma	L	82	91	11,198	Lloyd Noble Center	Norman, Oklahoma
Mar 12, 1986	---	---	First	McNeese State	L	75	86	5,700	Burton Coliseum	Lake Charles, La.
Mar 11, 1998	---	---	First	Long Island	W	95	92	10,665	UD Arena	Dayton, Ohio
Mar 16, 1998	---	---	Second	Penn State	L	74	77	13,409	UD Arena	Dayton, Ohio
Mar 14, 2001	---	---	First	UNC Wilmington	W	68	59	9,638	UD Arena	Dayton, Ohio
Mar 19, 2001	---	---	Second	Richmond	W	61	56	9,113	UD Arena	Dayton, Ohio
Mar 21, 2001	---	---	Quarterfinal	Detroit	L	42	59	9,307	UD Arena	Dayton, Ohio
Mar 13, 2002	---	---	Opening	Detroit	W	80	69	7,130	UD Arena	Dayton, Ohio
Mar 15, 2002	---	---	First	Tennessee Tech	L	59	68	7,760	UD Arena	Dayton, Ohio



The Flyers have one of the highest win totals at Madison Square Garden in the long storied history of the venue. Dayton has won 37 games at The Garden, including 24 National Invitation Tournament games. Dayton made the NIT Final five times (including the 1955 Championship versus Duquesne, left) before finally winning the tournament in 1962 (right, Tom Blackburn and his team after the Flyers first NIT crown.)



UD IN CONFERENCE CHAMPIONSHIPS

ATLANTIC 10 CONFERENCE CHAMPIONSHIP


Date	AP Ranks		Tourney Seed		Round	Opponent	UD	Op	Att	Building	City		
	UD	Op	UD	Op									
Mar 6, 1996	---	---	W4	E5	First	St. Bonaventure	L	60	72	7,138	Philadelphia Civic Center	Philadelphia, Pa.	
Mar 5, 1997	---	---	W4	E5	First	St. Bonaventure	L	75	81	6,011	CoreStates Spectrum	Philadelphia, Pa.	
Mar 4, 1998	---	---	W3	E6	First	Fordham	W	68	60	7,144	CoreStates Spectrum	Philadelphia, Pa.	
Mar 5, 1998	---	---	W3	E2	Quarterfinal	Rhode Island	L	70	83	9,435	CoreStates Spectrum	Philadelphia, Pa.	
Mar 3, 1999	---	---	W5	E4	First	St. Bonaventure	ot	W	70	69	7,195	CoreStates Spectrum	Philadelphia, Pa.
Mar 4, 1999	---	---	W5	W1	Quarterfinal	George Washington	L	90	100	7,881	CoreStates Spectrum	Philadelphia, Pa.	
Mar 9, 2000	---	---	W1	E4	Quarterfinal	Saint Joseph's	W	67	64	7,779	First Union Spectrum	Philadelphia, Pa.	
Mar 10, 2000	---	---	W1	E2	Semifinal	St. Bonaventure	L	50	56	13,202	First Union Spectrum	Philadelphia, Pa.	
Mar 7, 2001	---	---	6	11	First	Rhode Island	W	85	59	6,486	First Union Spectrum	Philadelphia, Pa.	
Mar 8, 2001	---	---	6	3	Quarterfinal	Temple	L	63	76	7,034	First Union Spectrum	Philadelphia, Pa.	
Mar 6, 2002	---	---	W3	E6	First	Rhode Island	W	90	71	5,571	First Union Spectrum	Philadelphia, Pa.	
Mar 7, 2002	---	---	W3	E2	Quarterfinal	Saint Joseph's	W	81	74	6,589	First Union Spectrum	Philadelphia, Pa.	
Mar 8, 2002	---	24	W3	W1	Semifinal	Xavier	L	59	68	10,111	First Union Spectrum	Philadelphia, Pa.	
Mar 13, 2003	21	---	W2	E3	Quarterfinal	Rhode Island	W	74	57	10,897	UD Arena	Dayton, Ohio	
Mar 14, 2003	21	25	W2	E1	Semifinal	Saint Joseph's	W	76	73	11,648	UD Arena	Dayton, Ohio	
Mar 15, 2003	21	---	W2	E2	Final	Temple	W	79	72	11,537	UD Arena	Dayton, Ohio	
Mar 11, 2004	---	---	W1	W5	Quarterfinal	Duquesne	W	69	56	11,078	UD Arena	Dayton, Ohio	
Mar 12, 2004	---	---	W1	W3	Semifinal	Richmond	W	58	56	11,566	UD Arena	Dayton, Ohio	
Mar 13, 2004	---	---	W1	W4	Final	Xavier	L	49	58	13,133	UD Arena	Dayton, Ohio	
Mar 9, 2005	---	---	W3	E6	First	St. Bonaventure	W	78	48	5,872	US Bank Arena	Cincinnati, Ohio	
Mar 10, 2005	---	---	W3	E2	Quarterfinal	Temple	L	51	61	7,221	US Bank Arena	Cincinnati, Ohio	
Mar 8, 2006	---	---	12	5	First	Saint Joseph's	L	55	67	4,010	US Bank Arena	Cincinnati, OH	
Mar 7, 2007	---	---	8	8	First	Charlotte	W	81	63	4,406	Boardwalk Hall	Atlantic City, N.J.	
Mar 8, 2007	---	---	8	1	Quarterfinal	Xavier	W	51	72	4,762	Boardwalk Hall	Atlantic City, N.J.	

GREAT MIDWEST CONFERENCE CHAMPIONSHIP

Date	AP Rankings		Tourney Seed		Round	Opponent	UD	Op	Att	Building	City	
	UD	Op	UD	Op								
Mar 10, 1994	---	21	7	2	Quarterfinal	Saint Louis	L	46	80	12,219	Shoemaker Center	Cincinnati, Ohio
Mar 9, 1995	---	---	7	2	Quarterfinal	Saint Louis	L	62	78	9,549	Bradley Center	Milwaukee, Wis.

MIDWESTERN COLLEGIATE CONFERENCE CHAMPIONSHIP

Date	AP Rankings		Tourney Seed		Round	Opponent	UD	Op	Att	Building	City		
	UD	Op	UD	Op									
Mar 9, 1989	---	---	4	5	Quarterfinal	Detroit	W	77	54	10,057	UD Arena	Dayton, Ohio	
Mar 10, 1989	---	---	4	1	Semifinal	Evansville	ot	L	79	84	11,238	UD Arena	Dayton, Ohio
Mar 8, 1990	---	---	2	7	Quarterfinal	Detroit	W	90	72	11,199	UD Arena	Dayton, Ohio	
Mar 9, 1990	---	---	2	6	Semifinal	Loyola/Ill.	W	97	95	13,202	UD Arena	Dayton, Ohio	
Mar 10, 1990	---	24	2	1	Final	Xavier	W	98	89	13,202	UD Arena	Dayton, Ohio	
Mar 7, 1991	---	---	4	5	Quarterfinal	Evansville	W	71	59	11,264	UD Arena	Dayton, Ohio	
Mar 8, 1991	---	---	4	1	Semifinal	Xavier	L	71	90	12,213	UD Arena	Dayton, Ohio	



Anthony Corbitt and the 1990 Dayton Flyers won the Midwestern Collegiate Conference Tournament at UD Arena.

ATLANTIC 10 CHAMPIONSHIP BREAKDOWN

RECORD IN ROUNDS

First Round	6-3
Quarterfinals	5-5
Semifinals	2-2
Finals	1-1
Total Record	13-11

AS SEEDS

East #1	n/a	West# 1	3-2
East #2	n/a	West #2	3-0
East #3	n/a	West #3	4-3
East #4	n/a	West #4	0-2
East #5	n/a	West #5	1-1
East #6	n/a	West #6	n/a
6*	1-1	12**	0-1

VERSUS SEEDS

East #1	1-0	West #1	0-2
East #2	2-3	West #2	-
East #3	1-0	West #3	1-0
East #4	2-0	West #4	0-1
East #5	0-2	West #5	1-0
East #6	3-0	West #6	-
3*	0-1	5**	0-1
11*	1-0		

VERSUS TEAMS

Charlotte	1-0
Duquesne	1-0
Fordham	1-0
George Washington	0-1
La Salle	0-0
Massachusetts	0-0
Rhode Island	3-1
Richmond	1-0
St. Bonaventure	2-3
Saint Joseph's	3-1
Temple	1-2
Xavier	0-3

*The A-10 had an 11-team format in 2001.

**The A-10 had a 14-team format in 2006

UD IN IN-SEASON TOURNAMENTS

ALL-TIME TOURNAMENT RECORDS, BY TOURNAMENT

	App	Teams	W	L	Champs	2nd	3rd	4th
UDIT/Merrill Lynch Classic	14	4	23	5	9	2	3	---
Bluegrass Tournament	1	4	1	1	---	---	---	1
Chaminade Christmas Classic	1	8	1	2	---	---	---	1
CoSIDA Classic	1	4	2	0	1	---	---	---
Dixie Classic	1	8	2	1	---	---	1	---
ECAC Holiday Festival	4	---	5	6	---	---	2	2
Fight Team (1957, 1958, 1961)	3	8	5	4	---	---	2	1
Four Team (1963)	1	4	0	2	---	---	---	1
Great Alaska Shootout	1	8	0	3	---	---	---	---
Hawai'i Tip-Off Tournament	1	4	0	2	---	---	---	1
Las Vegas Holiday Classic	1	7	2	2	---	---	---	1
Maui Invitational	2	8	5	1	1	---	1	---
National Catholic Invitational	1	4	1	1	---	1	---	---
Ohio Catholic Tournament	1	8	2	1	---	1	---	---
Pre-Season NIT	1	1	0	1	---	---	---	---
San Juan Shootout	1	8	2	1	---	1	---	---
Sugar Bowl Tournament	1	4	1	1	---	1	---	---
United Airlines Classic	1	4	1	1	---	---	1	---
University of Kentucky Invitational Tournament	5	4	4	6	1	---	2	2

ALL-TIME TOURNAMENT RECORDS, BY YEAR

Year	Tournament	Venue	Location	Teams	UD Finish	UD Record
1949	National Catholic Invitational	---	Denver, Colorado	Four	Second	1-1
1950	Ohio Catholic Tournament	---	Cleveland, Ohio	Eight	Second	2-1
1955	University of Kentucky Invitational Tournament	Memorial Coliseum	Lexington, Kentucky	Four	Champions	2-0
1956	University of Kentucky Invitational Tournament	Memorial Coliseum	Lexington, Kentucky	Four	Fourth	0-2
1956	Bluegrass Tournament	Freedom Hall	Louisville, Kentucky	Four	Second	1-1
1957	ECAC Holiday Festival	Madison Square Garden	New York, New York	Eight	Third	2-1
1958	ECAC Holiday Festival	Madison Square Garden	New York, New York	Eight	Fourth	1-2
1959	Dixie Classic	Reynolds Coliseum	Raleigh, North Carolina	Eight	Third	2-1
1961	ECAC Holiday Festival	Madison Square Garden	New York, New York	Eight	Third	2-1
1963	ECAC Holiday Festival	Madison Square Garden	New York, New York	Four	Fourth	0-2
1964	University of Kentucky Invitational Tournament	Memorial Coliseum	Lexington, Kentucky	Four	Third	1-1
1965	Sugar Bowl Tournament	Loyola Fieldhouse	New Orleans, Louisiana	Four	Second	1-1
1967	University of Kentucky Invitational Tournament	Memorial Coliseum	Lexington, Kentucky	Four	Fourth	0-2
1969	University of Kentucky Invitational Tournament	Memorial Coliseum	Lexington, Kentucky	Four	Third	1-1
1972	UD Invitational Tournament	UD Arena	Dayton, Ohio	Four	Second	1-1
1973	UD Invitational Tournament	UD Arena	Dayton, Ohio	Four	Champions	2-0
1974	UD Invitational Tournament	UD Arena	Dayton, Ohio	Four	Third	1-1
1975	UD Invitational Tournament	UD Arena	Dayton, Ohio	Four	Third	1-1
1976	UD Invitational Tournament	UD Arena	Dayton, Ohio	Four	Third	1-1
1977	UD Invitational Tournament	UD Arena	Dayton, Ohio	Four	Champions	2-0
1978	UD Invitational Tournament	UD Arena	Dayton, Ohio	Four	Champions	2-0
1979	UD Invitational Tournament	UD Arena	Dayton, Ohio	Four	Second	1-1
1980	UD Invitational Tournament	UD Arena	Dayton, Ohio	Four	Champions	2-0
1981	UD Invitational Tournament	UD Arena	Dayton, Ohio	Four	Champions	2-0
1982	UD Invitational Tournament	UD Arena	Dayton, Ohio	Four	Champions	2-0
1983	UD Invitational/Merrill Lynch Classic	UD Arena	Dayton, Ohio	Four	Champions	2-0
1984	UD Invitational/Merrill Lynch Classic	UD Arena	Dayton, Ohio	Four	Champions	2-0
1985	Preseason National Invitation Tournament	Riverfront Coliseum	Cincinnati, Ohio	Eight	1st Round	0-1
1985	UD Invitational/Merrill Lynch Classic	UD Arena	Dayton, Ohio	Four	Champions	2-0
1987	Chaminade Christmas Classic	McCabe Gymnasium	Honolulu, Hawai'i	Eight	Fourth	2-1
1991	Hawai'i Tip-Off Tournament	Blaisdell Arena	Honolulu, Hawai'i	Four	Fourth	0-2
1992	Great Alaska Shootout	Sullivan Arena	Anchorage, Alaska	Eight	Eighth	0-3
1995	United Airlines Classic	Special Events Center	Honolulu, Hawai'i	Four	Third	1-1
1997	San Juan Shootout	Caguas Municipal Center	Caguas, Puerto Rico	Eight	Second	2-1
1999	CoSIDA Classic	The Pit	Albuquerque, New Mexico	Four	Champions	2-0
2000	EA Sports Maui Invitational	Lahaina Civic Center	Lahaina, Hawai'i	Eight	Third	2-1
2004	EA Sports Maui Invitational	Lahaina Civic Center	Lahaina, Hawai'i	Eight	Champions	3-0
2005	Las Vegas Holiday Classic	UD Arena/Valley High School	Dayton, Ohio/Las Vegas, Nevada	Seven	Fourth	2-2





ALL-TIME RECORD BY VENUE

2007 DAYTON BASKETBALL

BEGINNING IN 1949-50 SEASON, THE FLYERS HAVE PLAYED 1,582 GAMES IN 40 STATES AS WELL AS WASHINGTON, D.C., AND PUERTO RICO

State/City/Selected Venues	Record
Alaska	0-3
Alabama	0-2
Arizona	0-3
California	2-5
Colorado	0-1
Florida	7-6
Hawaii	7-6
Iowa	0-5
Idaho	1-0
Illinois	31-30
Chicago	29-28
Allstate Arena	7-9
Chicago Stadium	5-2
Indiana	7-29
Indianapolis	5-6
South Bend	0-17
Kentucky	36-45
Bowling Green	6-8
Lexington	6-7
Louisville	12-22
Freedom Hall	8-19
Richmond	10-6
Louisiana	9-4
New Orleans	9-3
Massachusetts	3-4
Maryland	0-1
Michigan	12-16
Detroit	11-10
Minnesota	0-1
Missouri	6-10
Saint Louis	6-9
Mississippi	1-0
Nebraska	2-2
Nevada	0-2
New Jersey	2-3
New Mexico	2-0
New York	51-38
Buffalo	8-6
New York	41-27
Madison Square Garden	37-24
North Carolina	2-7
Ohio	811-311
Cincinnati	33-61
Cincinnati Gardens	11-28
US Bank Arena	3-10
Shoemaker Center	1-7
Cintas Center	0-7
Cleveland	4-3
Columbus	1-1
Dayton	719-207
UD Arena	460-177
UD Fieldhouse	256-33
Fairgrounds Coliseum	17-7
Oxford	23-25
Toledo	7-4
Oklahoma	0-1
Pennsylvania	30-37
Philadelphia	21-27
First Union Spectrum	6-9
The Palestra	7-4
Pittsburgh	15-12
Puerto Rico	2-1
Rhode Island	5-4
South Carolina	0-1
Tennessee	6-8
Texas	2-6
Utah	2-0
Virginia	3-13
Washington	0-3
Wisconsin	2-15
West Virginia	0-1
Wyoming	0-1
Washington, D.C.	2-8

All Time Records By Venue, Since 1947

Arena	City	W	L	Last
A.J. Pulumbo Center	Pittsburgh, Pa.	7	4	2007
Allstate Arena	Chicago, Ill.	7	9	2004
Alumni Coliseum	Richmond, Ky.	8	4	1995
Alumni Gym	Knoxville, Tenn.	1	0	1949
Alumni Hall	Chicago, Ill.	14	12	1981
Alumni Hall	Jamaica, N.Y.	0	1	1973
Alumni Fieldhouse	Philadelphia, Pa.	2	4	2007
Anderson Arena	Bowling Green, Ohio	1	0	1970
Arena Auditorium	Laramie, Wyo.	0	1	2004
Armory Fieldhouse	Cincinnati, Ohio	4	4	1973
Assembly Hall	Champaign, Ill.	1	0	1982
Auditorium Gym	Piscataway, N.J.	0	1	1953
Autry Gym	Houston, Texas	1	0	1969
Bayfront Center	Tallahassee, Fla.	0	1	1977
Blaisdell Arena	Honolulu, Hawaii	0	2	1991
Boardwalk Hall	Atlantic City, N.J.	1	1	2007
Bradley Center	Milwaukee, Wis.	1	6	2001
Brendan Byrne Arena	East Rutherford, N.J.	0	1	1986
Breslin Center	East Lansing, Mich.	0	1	1992
Burton Coliseum	Lake Charles, La.	0	1	1986
Caguas Municipal Complex	San Juan, P.R.	2	1	1997
Calihan Hall	Detroit, Mich.	4	7	1995
Cameron Indoor Stadium	Durham, N.C.	0	2	2002
Campus Gym	Pittsburgh, Pa.	2	4	1960
Campus Gymnasium	Huntington, W.Va.	1	3	1950
Carolina Coliseum	Columbia, S.C.	0	1	1974
Carver Arena	Peoria, Ill.	1	2	1990
Cassell Coliseum	Blacksburg, Va.	0	5	2000
Centennial Hall	Toledo, Ohio	1	2	1983
Charlotte Coliseum	Charlotte, N.C.	0	1	1972
Chicago Stadium	Chicago, Ill.	5	2	1973
Cincinnati Gardens	Cincinnati, Ohio	11	28	2000
Cintas Center	Cincinnati, Ohio	0	7	2007
Circle Pavilion	Chicago, Ill.	2	0	1984
Cleveland Arena	Cleveland, Ohio	1	1	1950
Cobo Arena	Detroit, Mich.	3	1	1993
Cole Fieldhouse	College Park, Md.	0	1	1984
Colorado EC&C	Boulder, Colo.	0	1	1987
Conseco Fieldhouse	Indianapolis, Ind.	1	0	2001
Constant Convocation Center	Norfolk, Va.	1	0	2002
Crisler Arena	Ann Arbor, Mich.	0	5	1983
Convocation Center	Cleveland, Ohio	0	1	1999
Daniel-Meyer Coliseum	Fort Worth, Texas	0	1	1969
Dean E. Smith Center	Chapel Hill, N.C.	0	1	2006
Drake Fieldhouse	Des Moines, Iowa	0	1	1960
E.A. Diddle Arena	Bowling Green, Ky.	5	7	1988
Erwin Center	Austin, Texas	1	1	1990
Fairgrounds Coliseum	Dayton, Ohio	17	7	1950
Fieldhouse	Hattiesburg, Miss.	1	0	1951
Firestone Fieldhouse	Malibu, Calif.	1	1	2003
Freedom Hall	Louisville, Ky.	8	19	2000
Gallagher Center	Niagara Falls, N.Y.	0	2	1992
Gala Arena	Philadelphia, Pa.	5	2	2007
Gund Arena	Cleveland, Ohio	1	1	1998
H&PE Center	New Orleans, La.	0	1	1978
Halton Arena	Charlotte, N.C.	0	2	2007
Hearnes Center	Columbia, Mo.	0	1	1983
Hilton Coliseum	Ames, Iowa	0	1	1987
Hinkle Fieldhouse	Indianapolis, Ind.	4	5	1993
Hofheinz Pavilion	Houston, Texas	0	2	1975
HSBC Arena	Buffalo, N.Y.	0	1	2004
International Amphitheater	Chicago, Ill.	1	1	1989
Iowa Field House	Iowa City, Iowa	0	2	1966
J.W. Carr Health Building	Murray, Ky.	0	1	1952
Joyce ACC	South Bend, Ind.	0	17	1994
Keaney Gymnasium	Kingston, R.I.	1	2	2001
Kiel Auditorium	St. Louis, Mo.	2	7	1991
Knight Center	Miami, Fla.	1	0	1987
Lahaina Civic Center	Lahaina, Hawaii	5	1	2003
Lakeland Center	Tampa, Fla.	1	1	1976
Liacouras Center	Philadelphia, Pa.	2	3	2007
Lloyd Noble Center	Norman, Okla.	0	1	1982
Louisiana Superdome	New Orleans, La.	1	0	1979
Loyola Fieldhouse	New Orleans, La.	0	2	1965
Mackey Arena	West Lafayette, Ind.	0	2	1981
Madison Square Garden	New York, N.Y.	37	24	1991
Manley Fieldhouse	Syracuse, N.Y.	0	1	1975

Arena	City	W	L	Last
Market Square Arena	Indianapolis, IN	0	1	1993
McCabe Gym	Honolulu, Hawaii	0	2	1987
McGaw Hall	Evanston, Ill.	2	0	1967
McGonigle Hall	Philadelphia, Pa.	0	1	1997
McKale Center	Tucson, Ariz.	0	3	2000
MECCA Arena	Milwaukee, Wis.	1	9	1999
Memorial Auditorium	Buffalo, N.Y.	7	2	1982
Memorial Building	Detroit, Mich.	4	2	1969
Memorial Coliseum	Lexington, Ky.	6	8	1969
Memorial Fieldhouse	Memphis, Tenn.	2	1	1963
Memorial Gym	Kent, Ohio	2	1	1972
Memorial Gymnasium	Nashville, Tenn.	0	2	2004
Men's Gymnasium	Athens, Ohio	2	0	1951
Miami Arena	Miami, Fla.	0	1	1989
Miami Beach Convention Hall	Miami, Fla.	1	0	1967
Mid-South Coliseum	Memphis, Tenn.	2	2	1979
Millett Hall	Oxford, Ohio	11	18	2005
Moody Coliseum	Dallas, Texas	0	1	2006
Mulcahy Center	New Rochelle, N.Y.	1	0	1981
Mullins Center	Amherst, Mass.	3	4	2006
New Gym	Murray, Ky.	1	0	1955
Niagara Falls Conv. Center	Niagara Falls, N.Y.	0	1	1986
Norfolk Scope	Norfolk, Va.	0	2	1985
Nutter Center	Fairborn, Ohio	1	2	1997
Oakwood High	Oakwood, Ohio	0	1	1949
Olean Armory	Olean, N.Y.	0	1	1948
Omaha Civic Auditorium	Omaha, Neb.	2	1	1986
Pauley Pavilion	Los Angeles, Calif.	1	2	1984
Petersen Events Center	Pittsburgh, Pa.	0	1	2006
Philadelphia Civic Center	Philadelphia, Pa.	2	0	1996
Pitt Field House	Pittsburgh, Pa.	2	1	1961
Pittsburgh Civic Arena	Pittsburgh, Pa.	3	2	1982
Providence Civic Center	Providence, R.I.	2	1	1984
Redbird Arena	Normal, Ill.	0	1	1993
Qwest Center	Omaha, Neb.	0	1	2005
Reilly Center	St. Bonaventure, N.Y.	2	4	2007
Reynolds Coliseum	Raleigh, N.C.	2	1	1959
Richmond Coliseum	Richmond, Va.	0	2	1986
Roberts Stadium	Evansville, Ind.	1	4	1992
Robins Center	Richmond, Va.	2	3	2006
Rose Hill Gymnasium	Bronx, N.Y.	4	3	2006
Ryan Center	Kingston, R.I.	2	1	2007
San Jose Civic Auditorium	San Jose, Calif.	0	1	1972
Savvis (Kiel) Center	St. Louis, Mo.	3	4	2007
Schmidlapp Center	Cincinnati, Ohio	0	1	1948
Schmidt Fieldhouse	Cincinnati, Ohio	13	7	1980
Seton Hall Gym	Piscataway, N.J.	1	1	1954
Shoemaker Center	Cincinnati, Ohio	1	7	2005
Smith Center	Washington, D.C.	1	7	2006
South High	Youngstown, Ohio	0	1	1951
Special Events Center	Baton Rouge, La.	3	0	1995
Spectrum	Philadelphia, Pa.	6	9	2002
Spokane Arena	Spokane, Wash.	0	1	2003
St. John Arena	Columbus, Ohio	1	1	1987
St. Louis Arena	St. Louis, Mo.	1	0	1968
Student Center	Buffalo, N.Y.	0	1	1967
Sullivan Arena	Anchorage, Alaska	0	2	1992
The Armory	Louisville, Ky.	5	5	1957
The Palestra	Philadelphia, Pa.	6	5	1993
The Pit	Albuquerque, N.M.	2	0	1999
The Pyramid	Memphis, Tenn.	0	2	1995
Thompson-Boling Arena	Knoxville, Tenn.	0	1	1992
Toledo Field House	Toledo, Ohio	6	4	1961
Tully Gym	Tallahassee, Fla.	0	1	1969
UAB Arena	Birmingham, Ala.	0	2	1994
UD Arena	Dayton, Ohio	460	177	2007
UD Fieldhouse	Dayton, Ohio	256	33	1968
UNIDome	Cedar Falls, Iowa	0	1	1988
University Gym	Bowling Green, Ohio	1	2	1954
University Hall	Charlottesville, Va.	0	1	1987
USF Sun Dome	Tampa, Fla.	1	0	1984
US Bank Arena	Cincinnati, Ohio	4	10	2006
Valley High School	Las Vegas, Nev.	0	2	2005
War Memorial Gym	San Francisco, Calif.	0	1	1980
Weaver Health Building	Richmond, Ky.	2	2	1953
Welsh-Ryan Arena	Chicago, Ill.	0	1	1998
Western Fieldhouse	Bowling Green, Ky.	1	1	1955
Williams Arena	Minneapolis, Minn.	0	1	1981
Withrow Court	Oxford, Ohio	13	7	1986

ALL-TIME RECORD BY CONFERENCE

Atlantic 10	248	180	Big Sky	1	1	Mid-Continent	4	4	Southeastern	11	14	Non-Division I	272	160						
Charlotte	3	3	Idaho State	1	0	Chicago State	2	0	Alabama	0	1	Adrian	1	1	Arkansas-Monticello	1	0			
Duquesne	40	17	Montana State	0	1	IUPUI	2	0	Arkansas	0	1	Brooklyn	2	0	Arkansas-Monticello	1	0			
Fordham	17	5	Big South	6	0	Southern Utah	0	1	Auburn	2	0	Anchorage	0	1	Anderson	5	1	Arkansas-Monticello	1	0
George Washington	9	13	Coastal Carolina	2	0	Valparaiso	0	1	Georgia	1	0	Anderson	5	1	Antioch	11	3	Arkansas-Monticello	1	0
La Salle	20	12	Winthrop	1	0	Western Illinois	0	2	Kentucky	2	3	Ashland	5	2	Antioch	11	3	Baldwin-Wallace	15	6
Massachusetts	7	5	Virginia Military	3	0	Mid-Eastern	13	1	Louisiana State	2	0	Berea	3	0	Bliss	2	2	Berea	3	0
Rhode Island	11	6	Big West	2	0	Bethune-Cookman	1	0	Mississippi	1	0	Biscayne	6	2	Bluffton	2	1	Biscayne	6	2
Richmond	9	3	Pacific	2	0	Coppin State	1	0	Mississippi State	0	1	Bliss	2	2	Cal-Davis	1	0	Bluffton	2	1
St. Bonaventure	11	8	Colonial	14	8	Delaware State	3	0	South Carolina	0	2	Bluffton	2	1	Cal-Davis	1	0	Cal-Hayward	1	0
Saint Joseph's	14	10	Drexel	2	0	Florida A&M	2	0	Tennessee	3	2	Cal-Hayward	1	0	Cal-Poly-Pomona	3	0	Cal-Poly-Pomona	3	0
Saint Louis	19	18	Hofstra	1	0	Hampton	1	0	Vanderbilt	0	4	Cal State-IA	1	0	Cal State-IA	1	0	Cal State-IA	1	0
Temple	4	14	UNC Wilmington	2	0	Howard	1	1	Southern	14	5	Capital	13	8	Capital	13	8	Capital	13	8
Xavier	80	64	Old Dominion	5	4	North Carolina A&T	1	0	Chattanooga	8	2	Cedarville	23	5	Cedarville	23	5	Cedarville	23	5
America East	2	0	Virginia Commonwealth	1	3	Rider	2	0	Citadel	2	0	Central Missouri	1	1	Central Missouri	1	1	Central Missouri	1	1
Maryland-Baltimore Co.	1	0	Conference USA	31	43	South Carolina State	1	0	Davidson	0	3	Central State	4	0	Central State	4	0	Central State	4	0
Vermont	1	0	UAB	0	5	Missouri Valley	22	25	Furman	2	0	Chaminade	1	0	Chaminade	1	0	Chaminade	1	0
Atlantic Coast	23	24	Central Florida	2	0	Bradley	2	9	Western Carolina	1	0	Charleston(WVa)(Morris Harvey)	3	0	Charleston(WVa)(Morris Harvey)	3	0	Charleston(WVa)(Morris Harvey)	3	0
Clemson	1	0	East Carolina	3	0	Creighton	6	3	Wofford	1	0	Christian Brothers	1	0	Christian Brothers	1	0	Christian Brothers	1	0
Duke	1	5	Houston	3	4	Drake	2	1	Southern	14	5	Defiance	8	4	Defiance	8	4	Defiance	8	4
Florida State	3	3	Marshall	5	24	Evansville	7	9	Chattanooga	8	2	Denison	5	8	Denison	5	8	Denison	5	8
Georgia Tech	1	0	Memphis	12	7	Illinois State	2	1	Citadel	2	0	DePauw	1	0	DePauw	1	0	DePauw	1	0
Maryland	2	2	Rice	3	1	Northern Iowa	1	2	Citadel	2	0	Earlham	3	10	Earlham	3	10	Earlham	3	10
Miami/Fla	7	1	Southern Methodist	0	2	Wichita State	2	0	Citadel	2	0	Gannon	1	0	Gannon	1	0	Gannon	1	0
North Carolina	1	1	Southern Mississippi	2	0	Mountain West	4	6	Citadel	2	0	Georgetown (Ky.)	0	1	Georgetown (Ky.)	0	1	Georgetown (Ky.)	0	1
North Carolina State	1	0	Tulane	1	0	Brigham Young	0	2	Citadel	2	0	Griffin College	1	0	Griffin College	1	0	Griffin College	1	0
Virginia	0	2	Tulsa	0	2	Colorado State	0	1	Citadel	2	0	Gustavus Adolphus	5	0	Gustavus Adolphus	5	0	Gustavus Adolphus	5	0
Virginia Tech	5	8	Horizon League	88	64	New Mexico	1	1	Citadel	2	0	Hamline	1	1	Hamline	1	1	Hamline	1	1
Wake Forest	1	2	Butler	10	11	San Diego State	2	0	Citadel	2	0	Haskell	1	1	Haskell	1	1	Haskell	1	1
Atlantic Sun	3	0	Cleveland State	2	3	Utah	1	1	Citadel	2	0	Heidelberg	4	3	Heidelberg	4	3	Heidelberg	4	3
Jacksonville	1	0	Detroit	32	28	Wyoming	1	1	Citadel	2	0	Huntington	5	1	Huntington	5	1	Huntington	5	1
Stetson	2	0	Loyola/Ill	33	15	Northeast	17	2	Citadel	2	0	Indiana Tech	1	0	Indiana Tech	1	0	Indiana Tech	1	0
Big East	148	202	Wisconsin-Milwaukee	1	0	Central Connecticut	1	0	Citadel	2	0	John Carroll	9	6	John Carroll	9	6	John Carroll	9	6
Cincinnati	30	59	Connecticut	5	3	Fairleigh Dickinson	1	0	Citadel	2	0	Kenyon	3	2	Kenyon	3	2	Kenyon	3	2
Connecticut	2	0	Youngstown State	5	4	Long Island (LIU Brooklyn)	5	1	Citadel	2	0	Lawrence	1	0	Lawrence	1	0	Lawrence	1	0
DePaul	35	34	Ivy League	13	0	Mount St. Mary's	2	0	Citadel	2	0	Loras	1	0	Loras	1	0	Loras	1	0
Georgetown	1	2	Brown	1	0	St. Francis/NY	2	0	Citadel	2	0	Loyola/La.	16	1	Loyola/La.	16	1	Loyola/La.	16	1
Louisville	26	39	Columbia	1	0	St. Francis/Pa	5	1	Citadel	2	0	Manchester	4	0	Manchester	4	0	Manchester	4	0
Marquette	13	21	Cornell	1	0	Wagner	1	0	Citadel	2	0	Marietta	2	1	Marietta	2	1	Marietta	2	1
Notre Dame	13	28	Dartmouth	2	0	Ohio Valley	52	12	Citadel	2	0	Missouri St. Louis	0	1	Missouri St. Louis	0	1	Missouri St. Louis	0	1
Pittsburgh	0	1	Harvard	2	0	Austin Peay	3	0	Citadel	2	0	Mount Union	1	5	Mount Union	1	5	Mount Union	1	5
Providence	5	2	Pennsylvania	1	0	Eastern Illinois	1	0	Citadel	2	0	Muskingum	7	7	Muskingum	7	7	Muskingum	7	7
St. John's	5	5	Princeton	2	0	Eastern Kentucky	33	9	Citadel	2	0	N. Jersey City (Jersey City St)	1	0	N. Jersey City (Jersey City St)	1	0	N. Jersey City (Jersey City St)	1	0
Seton Hall	6	3	Yale	3	0	Morehead State	8	0	Citadel	2	0	New York University	3	0	New York University	3	0	New York University	3	0
South Florida	4	2	Metro Atlantic	39	11	Murray State	5	2	Citadel	2	0	Northern Kentucky	1	0	Northern Kentucky	1	0	Northern Kentucky	1	0
Syracuse	1	1	Canisius	18	2	Samford	1	0	Citadel	2	0	Northern Michigan	2	0	Northern Michigan	2	0	Northern Michigan	2	0
Villanova	5	4	Fairfield	2	0	Tennessee Tech	1	1	Citadel	2	0	Ohio Northern	4	2	Ohio Northern	4	2	Ohio Northern	4	2
West Virginia	2	1	Iona	4	1	Pacific 10	10	7	Citadel	2	0	Ohio Wesleyan	7	15	Ohio Wesleyan	7	15	Ohio Wesleyan	7	15
Big Ten	8	31	Loyola/Md	2	0	Arizona	1	2	Citadel	2	0	Oklahoma City	1	0	Oklahoma City	1	0	Oklahoma City	1	0
Illinois	2	4	Manhattan	2	0	Arizona State	4	0	Citadel	2	0	Otterbein	8	2	Otterbein	8	2	Otterbein	8	2
Iowa	0	1	Niagara	5	7	California	2	1	Citadel	2	0	Regis	2	0	Regis	2	0	Regis	2	0
Michigan	0	11	Rider	2	0	Oregon	1	0	Citadel	2	0	Roanoke	1	0	Roanoke	1	0	Roanoke	1	0
Michigan State	0	2	St. Peter's	3	1	UCLA	0	4	Citadel	2	0	St. Benedict	0	1	St. Benedict	0	1	St. Benedict	0	1
Minnesota	0	2	Siena	1	0	Washington	1	0	Citadel	2	0	St. Joseph's (Ind.)	4	0	St. Joseph's (Ind.)	4	0	St. Joseph's (Ind.)	4	0
Northwestern	2	1	Mid-American	150	135	Washington State	1	0	Citadel	2	0	St. Mary's (Texas)	1	0	St. Mary's (Texas)	1	0	St. Mary's (Texas)	1	0
Ohio State	3	5	Akron	8	2	Patriot	8	1	Citadel	2	0	Scranton	0	1	Scranton	0	1	Scranton	0	1
Penn State	0	1	Ball State	4	1	Army	2	0	Citadel	2	0	Seattle	4	3	Seattle	4	3	Seattle	4	3
Purdue	1	3	Bowling Green	15	8	Bucknell	1	0	Citadel	2	0	Tampa	4	0	Tampa	4	0	Tampa	4	0
Wisconsin	0	1	Central Michigan	3	0	Colgate	1	0	Citadel	2	0	Thiel	0	1	Thiel	0	1	Thiel	0	1
Big XII	6	6	Eastern Michigan	3	0	Holy Cross	2	1	Citadel	2	0	Villa Madonna	1	0	Villa Madonna	1	0	Villa Madonna	1	0
Colorado	1	1	Kent State	9	1	Lafayette	1	0	Citadel	2	0	Wabash	0	2	Wabash	0	2	Wabash	0	2
Iowa State	0	2	Miami/Ohio	64	61	Navy	1	0	Citadel	2	0	Washington & Lee	1	0	Washington & Lee	1	0	Washington & Lee	1	0
Kansas	1	0	Northern Illinois	1	0	Wabash	0	2	Citadel	2	0	Western Reserve	2	3	Western Reserve	2	3	Western Reserve	2	3
Oklahoma	1	2	Ohio	12	20	Wabash	0	2	Citadel	2	0	Wilmington	19	17	Wilmington	19	17	Wilmington	19	17
Oklahoma State	2	0	Toledo	30	18	Wabash	0	2	Citadel	2	0	Wittenberg	16	27	Wittenberg	16	27	Wittenberg	16	27
Texas A & M	1	0	Western Michigan	1	0	Wabash	0	2	Citadel	2	0	Wooster	0	1	Wooster	0	1	Wooster	0	1
Texas Tech	0	1							Citadel	2	0							Citadel	2	0





ALL-TIME SERIES RESULTS

2007 DAYTON BASKETBALL

AKRON 8-2

Date	Location	UD	Op	Ast
1936-37	unknown	L 25	31	---
1946-47	unknown	L 48	57	---
Nov 30, 1963	UD Fieldhouse	W 85	64	5,808
Jan 2, 1965	UD Fieldhouse	W 78	65	5,808
Dec 16, 1972	UD Arena	W 74	66	11,579
Dec 28, 1974	UD Arena	W 73	72	11,254
Feb 21, 1976	UD Arena	W 71	66	10,837
Feb 8, 1978	UD Arena	W 91	52	10,358
Feb 10, 1982	UD Arena	W 65	53	9,551
Dec 23, 2004	UD Arena	W 77	66	12,329

ALABAMA 0-1

Dec 23, 1972	UD Arena	UDIT	L 76	77	12,217
--------------	----------	------	------	----	--------

ALABAMA-BIRMINGHAM (UAB) 0-5

Nov 27, 1992	Sullivan Arena	GAS	L 67	80	4,641
Jan 30, 1994	UD Arena		L 52	60	10,046
Mar 3, 1994	UAB Arena		L 53	84	5,348
Jan 12, 1995	UAB Arena		L 56	75	4,917
Mar 2, 1995	UD Arena		L 55	57	10,196

ALABAMA STATE 1-0

Dec 20, 1996	UD Arena		W 81	50	10,684
--------------	----------	--	------	----	--------

ALCORN STATE 1-0

Feb 7, 1981	UD Arena		W 94	69	10,368
-------------	----------	--	------	----	--------

ARIZONA 1-2

Mar 13, 1951	MSG	NIT	W 74	68	9,630
Nov 29, 1991	Blaisdell Arena	HTT	L 68	84	1,500
Nov 21, 2000	Lahaina Civic Center	MAUI	L 59	76	2,500

ARIZONA STATE 4-0

Jan 1, 1950	Fairgrounds Coliseum		W 66	51	---
Dec 30, 1950	UD Fieldhouse		W 94	68	5,808
Dec 26, 1953	UD Fieldhouse		W 93	65	5,808
Dec 5, 1959	UD Fieldhouse		W 89	50	5,808

ARKANSAS 0-1

Mar 18, 1990	Erwin Center	NCAA	L 84	86	15,884
--------------	--------------	------	------	----	--------

ARKANSAS-MONTICELLO 1-0

Dec 17, 2005	UD Arena	LHVC	W 63	46	11,725
--------------	----------	------	------	----	--------

ARMY 2-0

Dec 23, 1964	UD Fieldhouse		W 41	33	5,808
Dec 29, 1982	UD Arena	UDIT	W 73	52	10,312

AUBURN 2-0

Dec 29, 1965	Loyola Fieldhouse	SBT	W 85	71	5,000
Dec 18, 1972	UD Arena		W 106	63	11,899

AUSTIN PEAY 3-0

Nov 23, 1991	UD Arena		W 101	94	11,525
Dec 18, 2001	UD Arena		W 76	61	12,344
Nov 11, 2006	UD Arena		W 78	62	12,059

BALL STATE 4-1

1920-21	unknown		W 38	10	---
1921-22	unknown		L 15	25	---
Dec 7, 1957	UD Fieldhouse		W 58	41	5,808
Dec 6, 1958	UD Fieldhouse		W 75	43	5,808
Dec 17, 2002	UD Arena		W 80	65	11,598

BETHUNE-COOKMAN 1-0

Feb 6, 1996	UD Arena		W 60	59	9,876
-------------	----------	--	------	----	-------

BOWLING GREEN 15-8

1923-24	unknown		W 30	24	---
1923-24	unknown		W 31	15	---
1924-25	unknown		W 30	15	---
1926-27	unknown		W 27	26	---
1926-27	unknown		W 38	37	---
1927-28	unknown		L 30	31	---
1927-28	unknown		W 45	28	---
1932-33	unknown		L 22	51	---
1942-43	unknown		W 44	24	---
1945-46	unknown		L 37	68	---
1946-47	unknown		L 50	67	---
Feb 6, 1948	at Bowling Green		L 68	71	---
Feb 19, 1949	Oakwood High		L 38	56	---
Jan 24, 1950	University Gym		L 56	81	---
Dec 6, 1950	UD Fieldhouse		W 57	45	5,808
Feb 12, 1952	University Gym		W 70	68	---
Feb 26, 1953	UD Fieldhouse		W 81	56	5,808
Feb 25, 1954	University Gym		L 73	107	---

Dec 11, 1954	UD Fieldhouse		W 109	39	5,808
Dec 7, 1968	UD Fieldhouse		W 81	60	5,882
Dec 6, 1969	UD Arena		W 72	70	13,450
Dec 5, 1970	Anderson Arena		W 72	70	5,378
Dec 1, 1971	UD Arena		W 87	78	13,271

BRADLEY 2-9

1940-41	unknown		L 35	45	---
1945-46	unknown		L 42	87	---
1946-47	unknown		L 41	81	---
Jan 17, 1948	at Bradley		L 46	79	---
Mar 15, 1960	MSG	NIT	L 64	78	16,345
Jan 13, 1986	UD Arena		ot L 77	79	11,371
Feb 9, 1987	Carver Arena		L 79	90	8,292
Dec 30, 1987	UD Arena		L 80	97	12,674
Dec 29, 1988	Carver Arena		L 86	104	9,470
Dec 30, 1989	UD Arena		W 98	61	12,103
Dec 22, 1990	Carver Arena		W 91	81	7,309

BRIGHAM YOUNG (BYU) 0-2

Mar 17, 1951	MSG	NIT	L 43	62	18,379
Jan 3, 1959	UD Fieldhouse		L 62	70	5,808

BROWN 1-0

Dec 28, 1984	UD Arena	UDIT	W 88	65	10,527
--------------	----------	------	------	----	--------

BUCKNELL 1-0

Nov 26, 1988	UD Arena		W 69	68	10,845
--------------	----------	--	------	----	--------

BUTLER 10-11

1924-25	unknown		L 22	28	---
1925-26	unknown		L 12	44	---
Jan 3, 1979	UD Arena		W 73	61	10,257
Feb 6, 1980	Hinkle Fieldhouse		L 61	62	6,790
Feb 4, 1981	UD Arena		W 68	64	9,231
Feb 3, 1982	Hinkle Fieldhouse		L 58	70	649
Feb 9, 1983	UD Arena		W 75	57	8,539
Feb 15, 1984	Hinkle Fieldhouse		W 77	76	3,807
Dec 11, 1985	UD Arena		W 69	55	10,222
Feb 2, 1987	Hinkle Fieldhouse		W 73	71	5,108
Jan 11, 1988	UD Arena		L 61	62	10,722
Jan 26, 1989	Hinkle Fieldhouse		W 55	52	1,932
Feb 25, 1989	UD Arena		L 66	72	11,568
Jan 25, 1990	UD Arena		W 86	62	12,102
Feb 22, 1990	Hinkle Fieldhouse		W 88	82	2,312
Jan 24, 1991	Hinkle Fieldhouse		L 95	100	4,311
Feb 21, 1991	UD Arena		W 116	98	12,923
Jan 25, 1992	UD Arena		L 66	83	12,615
Feb 22, 1992	Hinkle Fieldhouse		L 73	78	4,218
Jan 23, 1993	UD Arena		ot L 66	70	11,344
Feb 18, 1993	Hinkle Fieldhouse		L 59	74	2,580

CALIFORNIA (CAL; CAL-BERKLEY) 2-1

Dec 28, 1957	Mad. Sq. Garden at	ECAC	L 55	60	11,023
Dec 22, 1973	UD Arena	UDIT	W 66	62	11,512
Dec 28, 1985	UD Arena	Tot	W 59	53	12,080

CANISIOUS 18-2

Feb 8, 1953	UD Fieldhouse		W 70	43	5,808
Nov 28, 1953	Memorial Auditorium		W 79	63	---
Jan 5, 1955	UD Fieldhouse		W 68	54	5,808
Jan 14, 1956	Memorial Auditorium		W 82	73	---
Jan 8, 1957	UD Fieldhouse		W 65	58	5,808
Jan 11, 1958	Memorial Auditorium		W 47	43	---
Jan 28, 1959	UD Fieldhouse		W 67	54	5,808
Jan 9, 1960	Memorial Auditorium		W 73	63	5,808
Jan 4, 1961	UD Fieldhouse		W 86	63	5,808
Jan 6, 1962	Memorial Auditorium		L 68	78	---
Mar 6, 1963	UD Fieldhouse		W 75	64	5,808
Dec 14, 1963	Memorial Auditorium		W 67	65	---
Jan 27, 1965	UD Fieldhouse		W 88	72	5,808
Dec 18, 1965	Memorial Auditorium		W 70	67	---
Jan 25, 1967	UD Fieldhouse		W 83	59	5,882
Feb 24, 1968	Memorial Auditorium		W 82	64	4,110
Feb 18, 1981	UD Arena		W 78	56	9,281
Feb 27, 1982	Memorial Auditorium		L 76	81	4,112
Feb 8, 1985	UD Arena		W 60	52	13,455
Feb 15, 1986	Niagara Falls Conv. Cent.	ot	W 69	68	4,200

CENTRAL CONNECTICUT STATE 1-0

Dec 27, 1993	UD Arena		W 118	60	10,378
--------------	----------	--	-------	----	--------

CENTRAL FLORIDA (FLORIDA TECH) 2-0

Dec 17, 1984	UD Arena		W 71	61	9,018
Dec 3, 1988	UD Arena		W 109	77	11,041

CENTRAL MICHIGAN 2-0

Nov 21, 2001	UD Arena		W 81	65	12,643
--------------	----------	--	------	----	--------

Nov 24, 2004	Lahaina Civic Center	MAUI	W 82	63	2,500
Dec 7, 2005	UD Arena		W 61	36	12,018

CHARLOTTE (UNC CHARLOTTE) 3-3

Jan 5, 1978	UD Arena		W 61	55	11,115
Jan 7, 2006	UD Arena		L 65	73	12,098
Feb 4, 2006	Halton Arena		L 49	62	9,105
Jan 4, 2007	UD Arena		W 66	63	11,655
Jan 17, 2007	Halton Arena		L 59	80	6,378
Mar 7, 2007	Boardwalk Hall	A-10	W 81	63	4,406

CHICAGO STATE 2-0

Feb 3, 1988	UD Arena		ot W 72	65	10,806
Dec 19, 1995	UD Arena		W 110	76	10,127

CINCINNATI 30-59

Jan 31, 1907	Dayton		W 32	6	---
Feb 10, 1911	Dayton		W 49	18	---
Feb 14, 1925	Schmidlapp Center		W 26	25	---
Feb 27, 1929	Schmidlapp Center		L 12	33	---
Jan 28, 1930	Dayton		W 20	24	---
Feb 19, 1930	Schmidlapp Center		ot L 35	37	---
Dec 18, 1931	Schmidlapp Center		L 29	37	---
Dec 14, 1932	Schmidlapp Center		L 34	39	---
Dec 19, 1934	Schmidlapp Center		L 18	49	---
Feb 11, 1936	Dayton		L 23	32	---
Mar 1, 1936	Schmidlapp Center		L 27	39	---
Feb 1, 1937	Schmidlapp Center		L 29	45	---
Feb 16, 1937	Dayton		L 32	35	---
Jan 22, 1938	Schmidlapp Center		W 32	30	---
Feb 12, 1938	Dayton		W 34	28	---
Jan 10, 1939	Schmidlapp Center		L 27	46	---
Feb 4, 1939	Dayton		W 40	27	---
Feb 10, 1940	Dayton		W 42	36	---
Feb 17, 1940	Schmidlapp Center		L 31	41	---
Jan 25, 1941	Dayton		W 43	29	---
Feb 19, 1941	Schmidlapp Center		W 44	37	---
Feb 14, 1942	unknown		W 42	37	---
Jan 24, 1942	Schmidlapp Center		W 47	39	---
Feb 19, 1943	Schmidt Fieldhouse		W 47	34	---
Jan 23, 1943	Dayton		W 51	34	---
Dec 11, 1945	Schmidlapp Center		L 28	45	---
Jan 15, 1946	Dayton		W 48	37	---
Feb 11, 1947	Dayton		W 45	42	---
Jan 27, 1947	Schmidlapp Center		L 46	58	---
Jan 20, 1948	Fairgrounds Coliseum		L 43	61	---
Feb 3, 1948	Schmidlapp Center		L 34	68	---
Jan 22, 1954	Cincinnati Gardens		W 71	69	7,037
Feb 17, 1954	UD Fieldhouse		W 91	66	5,808
Jan 12, 1955	UD Fieldhouse		L 78	85	5,808
Feb 18, 1955	Armory Fieldhouse		W 80	69	6,433
Dec 16					



ALL-TIME SERIES RESULTS

Jan 28, 1989	UD Arena	W	86	80	12,787	
Dec 16, 1989	Shoemaker Center	L	88	90	8,532	
Dec 29, 1990	UD Arena	L	71	75	13,511	
Feb 5, 1992	Shoemaker Center	L	48	77	11,587	
Dec 29, 1992	UD Arena	L	55	65	13,511	
Jan 15, 1994	UD Arena	L	63	79	13,505	
Feb 26, 1994	Shoemaker Center	L	54	93	13,176	
Jan 26, 1995	UD Arena	L	60	81	13,368	
Feb 12, 1995	Shoemaker Center	L	63	116	13,176	
Dec 27, 1998	Gund Arena	L	51	53	15,440	
Nov 29, 2000	UD Arena	L	75	82	13,553	
Nov 28, 2001	Shoemaker Center	L	55	75	12,142	
Nov 30, 2002	UD Arena	W	75	69	13,409	
Dec 23, 2003	Shoemaker Center	L	53	82	13,176	
Dec 4, 2004	UD Arena	L	55	65	13,409	
Nov 29, 2005	Shoemaker Center	W	75	66	9,199	
Dec 22, 2005	Valley High School	LVHC	L	63	81	1,100

(THE) CITADEL 2-0

Dec 9, 1959	UD Fieldhouse	W	60	48	5,808
Dec 9, 1989	UD Arena	W	97	76	11,769

CLEMSON 1-0

Dec 21, 1974	UD Arena	UDIT	W	71	69	10,203
--------------	----------	------	---	----	----	--------

CLEVELAND STATE 2-3

1931-32	unknown	L	36	39	---	
1932-33	unknown	W	50	48	---	
Dec 16, 1995	Gund Arena	R&R	W	68	60	11,474
Feb 3, 1998	UD Arena	L	78	79	10,862	
Dec 18, 1999	CSU Convocation Center	L	60	75	4,975	

COASTAL CAROLINA 2-0

Dec 2, 1995	UD Arena	W	80	62	10,761
Dec 11, 1999	UD Arena	W	105	79	12,453

COLGATE 1-0

Jan 31, 1970	UD Arena	W	97	82	13,450
--------------	----------	---	----	----	--------

COLORADO 1-1

Jan 8, 1986	UD Arena	W	67	66	10,679
Jan 10, 1987	Colorado	L	59	77	4,527

COLORADO STATE 0-1

Mar 7, 1969	Daniel-Meyer Coliseum	L	50	52	6,500
-------------	-----------------------	---	----	----	-------

COLUMBIA 1-0

Dec 27, 1985	UD Arena	UDIT	W	57	46	11,751
--------------	----------	------	---	----	----	--------

CONNECTICUT 2-0

Mar 10, 1982	UD Arena	ot NIT	W	76	75	8,100
Nov 20, 2000	Lahina Civic Center	MAUI	W	80	66	2,500

COPPIN STATE 1-0

Nov 27, 2004	UD Arena	W	55	42	12,011
--------------	----------	---	----	----	--------

CORNELL 1-0

Jan 9, 2005	UD Arena	W	62	51	12,587
-------------	----------	---	----	----	--------

CREIGHTON 6-3

Feb 11, 1961	UD Fieldhouse	W	98	67	5,808	
Jan 12, 1974	Omaha Civic Auditorium	L	62	69	4,697	
Jan 11, 1975	UD Arena	L	70	71	11,352	
Feb 7, 1984	Omaha Civic Auditorium	W	79	64	5,694	
Feb 28, 1985	UD Arena	W	67	62	11,262	
Jan 16, 1986	Omaha Civic Auditorium	W	64	50	4,818	
Dec 30, 1986	UD Arena	ot	W	83	81	11,198
Nov 26, 2005	Qwest Center	ot	L	90	91	14,880
Dec 6, 2006	UD Arena	W	60	54	11,895	

DARTMOUTH 2-0

Dec 28, 1962	UD Fieldhouse	W	62	45	5,808
Dec 30, 1964	UD Fieldhouse	W	98	70	5,808

DAVIDSON 0-3

Feb 6, 1969	MSG	L	63	64	6,496
Feb 21, 1972	Charlotte Coliseum	L	69	85	4,554
Feb 24, 1973	UD Arena	L	67	84	12,865

DELAWARE STATE 2-0

Jan 28, 1995	UD Arena	W	70	60	10,155
Dec 7, 1996	UD Arena	W	83	55	10,619

DEPAUL 35-34

1920-21	unknown	L	20	33	---
1928-29	unknown	W	22	18	---
Dec 8, 1956	Alumni Hall	L	59	67	---
Jan 30, 1957	UD Fieldhouse	W	75	58	5,808

Jan 4, 1958	Alumni Hall	W	69	60	---	
Feb 12, 1958	UD Fieldhouse	W	62	53	5,808	
Jan 10, 1959	Alumni Hall	W	62	60	---	
Feb 11, 1959	UD Fieldhouse	W	88	69	5,808	
Feb 17, 1960	Alumni Hall	L	66	70	---	
Mar 5, 1960	Alumni Hall	W	67	66	---	
Jan 7, 1961	UD Fieldhouse	L	64	75	5,808	
Mar 4, 1961	Alumni Hall	L	83	84	---	
Jan 27, 1962	Alumni Hall	Zot	W	90	88	---
Mar 10, 1962	UD Fieldhouse	W	77	61	5,808	
Jan 19, 1963	UD Fieldhouse	W	57	56	5,808	
Mar 9, 1963	Alumni Hall	L	66	68	---	
Jan 18, 1964	Alumni Hall	L	83	89	---	
Mar 7, 1964	UD Fieldhouse	L	73	79	5,808	
Jan 16, 1965	UD Fieldhouse	L	59	63	5,808	
Mar 6, 1965	Alumni Hall	W	71	64	4,017	
Mar 13, 1965	Memorial Coliseum	NCAA	W	75	69	10,500
Jan 8, 1966	Alumni Hall	W	81	70	4,541	
Feb 26, 1966	UD Fieldhouse	W	76	73	5,808	
Jan 21, 1967	UD Fieldhouse	W	81	65	5,882	
Mar 4, 1967	Alumni Hall	L	79	84	4,362	
Jan 20, 1968	UD Fieldhouse	L	65	70	5,882	
Feb 17, 1968	Alumni Hall	W	70	58	3,017	
Jan 18, 1969	Alumni Hall	W	86	83	3,648	
Mar 1, 1969	UD Fieldhouse	W	63	57	5,882	
Jan 17, 1970	UD Arena	W	79	75	13,450	
Feb 21, 1970	Alumni Hall	W	74	63	3,920	
Jan 16, 1971	Alumni Hall	W	76	71	3,201	
Feb 20, 1971	UD Arena	W	92	60	13,150	
Jan 15, 1972	UD Arena	L	72	75	12,684	
Jan 27, 1973	Alumni Hall	W	82	74	4,212	
Jan 26, 1974	UD Arena	W	85	71	11,856	
Jan 25, 1975	Alumni Hall	L	80	86	4,260	
Jan 31, 1976	Alumni Hall	L	72	84	3,739	
Jan 22, 1977	UD Arena	L	67	74	12,180	
Jan 21, 1978	Alumni Hall	L	70	74	5,115	
Jan 20, 1979	UD Arena	ot	W	68	64	12,921
Feb 9, 1980	Alumni Hall	L	63	65	5,498	
Mar 4, 1981	UD Arena	L	64	84	13,455	
Jan 9, 1982	Rosemont Horizon	L	69	71	12,320	
Jan 21, 1983	Rosemont Horizon	L	52	56	12,339	
Mar 12, 1983	UD Arena	W	80	71	11,411	
Feb 18, 1984	UD Arena	W	72	71	12,723	
Feb 22, 1984	Rosemont Horizon	L	59	79	13,027	
Jan 26, 1985	UD Arena	W	65	64	13,495	
Feb 6, 1985	Rosemont Horizon	W	67	63	16,803	
Jan 4, 1986	Rosemont Horizon	L	52	66	12,731	
Feb 1, 1986	UD Arena	W	77	64	12,893	
Jan 3, 1987	UD Arena	L	64	80	12,452	
Feb 7, 1987	Rosemont Horizon	L	65	88	14,280	
Jan 14, 1988	Rosemont Horizon	W	79	72	10,935	
Mar 1, 1988	UD Arena	L	77	92	11,740	
Feb 7, 1989	UD Arena	L	50	78	11,248	
Dec 20, 1989	Rosemont Horizon	W	86	73	8,405	
Jan 3, 1991	UD Arena	L	73	81	11,633	
Jan 3, 1994	UD Arena	L	86	98	10,241	
Feb 17, 1994	Rosemont Horizon	L	77	100	6,748	
Feb 5, 1995	UD Arena	L	71	85	10,194	
Mar 4, 1995	Rosemont Horizon	L	78	103	7,469	
Dec 30, 1996	UD Arena	W	71	49	11,604	
Dec 23, 1997	Rosemont Horizon	W	70	57	3,395	
Dec 30, 1998	UD Arena	W	70	59	11,641	
Mar 18, 2004	HSBC Arena	Zot NCAA	L	69	76	18,698
Dec 1, 2004	Allstate Arena	L	59	70	8,787	
Dec 10, 2005	UD Arena	L	54	61	12,302	

DETROIT (DETROIT MERCY) 33-28

1917-18	unknown	L	15	38	---
1919-20	unknown	L	10	25	---
1920-21	unknown	L	19	27	---
1924-25	unknown	L	16	23	---
1926-27	unknown	L	26	28	---
1927-28	unknown	L	24	25	---
1929-30	unknown	L	18	29	---
1929-30	unknown	W	28	20	---
1930-31	unknown	L	22	24	---
1930-31	unknown	L	24	45	---
1931-32	unknown	L	16	29	---
1932-33	unknown	L	22	34	---
1934-35	unknown	L	31	36	---
1936-37	unknown	L	24	45	---
Jan 29, 1948	Fairgrounds Coliseum	W	54	50	---
Feb 7, 1948	at Detroit	W	32	28	---
Jan 8, 1958	UD Fieldhouse	W	72	59	5,808
Mar 2, 1959	Memorial Building	W	82	51	---
Mar 2, 1960	UD Fieldhouse	W	75	69	5,808
Jan 17, 1961	Memorial Building	L	57	71	---
Feb 10, 1962	UD Fieldhouse	L	75	97	5,808

Feb 9, 1963	Memorial Building	W	70	68	---	
Feb 12, 1964	UD Fieldhouse	W	90	84	5,808	
Jan 9, 1965	Memorial Building	ot	L	74	76	---
Mar 5, 1966	UD Fieldhouse	W	109	80	5,808	
Jan 14, 1967	Memorial Building	W	94	75	3,736	
Jan 13, 1968	UD Fieldhouse	W	86	74	5,882	
Jan 11, 1969	Memorial Building	W	64	62	7,723	
Jan 19, 1970	UD Arena	W	89	68	12,430	
Jan 23, 1971	Calihan Hall	W	88	77	2,517	
Feb 16, 1972	UD Arena	L	70	78	11,984	
Jan 19, 1974	Calihan Hall	ot	L	72	79	4,890
Dec 9, 1974	UD Arena	W	90	76	11,542	
Jan 24, 1976	Calihan Hall	L	70	86	5,014	
Jan 15, 1977	UD Arena	L	63	65	12,030	
Jan 14, 1978	Calihan Hall	W	73	87	8,096	
Jan 31, 1981	Calihan Hall	L	70	73	5,881	
Jan 30, 1982	UD Arena	W	68	62	11,025	
Feb 16, 1983	Calihan Hall	ot	W	58	54	4,399
Feb 2, 1984	UD Arena	ot	L	72	74	9,711
Feb 13, 1985	Calihan Hall	L	67	68	2,608	
Dec 31, 1985	UD Arena	W	67	50	10,430	
Jan 15, 1987	Calihan Hall	W	84	63	2,256	
Jan 21, 1987	UD Arena	W	74	69	10,332	
Feb 6, 1988	Calihan Hall	ot	L	79	83	3,864
Jan 12, 1989	Calihan Hall	W	74	73	4,117	
Feb 9, 1989	UD Arena	W	64	57	10,721	
Mar 9, 1989	UD Arena	MCC	W	77	54	10,057
Jan 27, 1990	UD Arena	W	100	80	13,511	
Feb 24, 1990	Cobo Arena	W	88	82	4,155	
Mar 8, 1990	UD Arena	MCC	W	90	72	11,199
Jan 26, 1991	Cobo Arena	W	82	77	3,818	
Feb 2, 1991	UD Arena	L	75	94	13,401	
Feb 1, 1992	UD Arena	W	83	71	13,120	
Mar 7, 1992	Cobo Arena	W	79	67	4,737	
Jan 30, 1993	Cobo Arena	L	70	88	7,582	
Feb 25, 1993	UD Arena	W	81	70	10,605	
Mar 1, 1994	UD Arena	W	93	62	10,230	
Feb 9, 1995	Calihan Hall	L	57	75	2,191	
Mar 21, 2001	UD Arena	NIT	L	42	59	9,307
Mar 13, 2002	UD Arena	NIT	W	80	69	7,130

DRAKE 2-1

Dec 17, 1959	UD Fieldhouse	W	71	54	5,808
Dec 17, 1960	Drake Fieldhouse	L	62	73	---
Jan 31, 1962	UD Fieldhouse	W	79	74	5,808



ALL-TIME SERIES RESULTS

2007 DAYTON BASKETBALL

Feb 25, 1982	Pittsburgh Civic Arena	W	71	61	1,787	
Feb 1, 1983	UD Arena	L	55	58	9,066	
Dec 12, 1987	UD Arena	W	90	76	11,926	
Feb 4, 1993	UD Arena	W	78	77	10,622	
Mar 4, 1993	A.J. Palumbo Center	L	51	67	2,019	
Jan 29, 1996	A.J. Palumbo Center	L	56	59	3,099	
Feb 26, 1996	UD Arena	W	72	69	10,484	
Jan 30, 1997	A.J. Palumbo Center	L	71	80	5,098	
Feb 26, 1997	UD Arena	W	78	64	10,808	
Feb 7, 1998	UD Arena	W	86	78	13,318	
Feb 25, 1998	A.J. Palumbo Center	W	68	62	5,903	
Jan 23, 1999	A.J. Palumbo Center	W	66	59	5,323	
Feb 17, 1999	UD Arena	W	63	44	12,494	
Feb 6, 2000	UD Arena	W	98	77	13,090	
Mar 2, 2000	A.J. Palumbo Center	W	94	64	4,402	
Jan 6, 2001	UD Arena	W	70	61	13,237	
Feb 3, 2001	A.J. Palumbo Center	W	82	63	5,234	
Jan 12, 2002	A.J. Palumbo Center	W	88	44	4,407	
Feb 13, 2002	UD Arena	W	82	50	12,793	
Jan 13, 2003	UD Arena	W	77	72	12,486	
Feb 5, 2003	A.J. Palumbo Center	W	76	75	4,004	
Feb 15, 2004	UD Arena	W	70	58	13,260	
Mar 6, 2004	A.J. Palumbo Center	W	73	69	5,406	
Mar 11, 2004	UD Arena	ATO	W	69	56	10,178
Jan 5, 2005	UD Arena	Zot	L	93	94	12,275
Jan 15, 2005	A.J. Palumbo Center	W	58	54	3,615	
Jan 21, 2006	UD Arena	W	85	53	12,575	
Jan 24, 2007	A.J. Palumbo Center	L	93	89	1,743	
EAST CAROLINA 3-0						
Dec 20, 1966	UD Fieldhouse	W	86	66	5,882	
Dec 31, 1971	UD Arena	W	86	72	11,448	
Jan 6, 1992	UD Arena	W	61	49	11,509	
EASTERN ILLINOIS 1-0						
Dec 21, 1995	UD Arena	W	85	65	10,026	
EASTERN KENTUCKY 33-9						
Dec 4, 1948	Fairgrounds Coliseum	L	40	48	---	
Feb 15, 1950	Weaver Health Building	L	55	72	---	
Dec 15, 1950	Weaver Health Building	L	66	72	---	
Jan 24, 1951	UD Fieldhouse	W	76	60	5,808	
Jan 16, 1952	UD Fieldhouse	W	90	73	5,808	
Feb 14, 1952	Weaver Health Building	W	60	59	---	
Dec 17, 1952	UD Fieldhouse	W	72	62	5,808	
Mar 3, 1953	Weaver Health Building	ot	W	73	68	---
Dec 5, 1953	UD Fieldhouse	W	73	65	5,808	
Feb 25, 1956	UD Fieldhouse	W	90	76	5,808	
Jan 19, 1957	UD Fieldhouse	W	81	61	5,808	
Feb 1, 1958	UD Fieldhouse	W	75	48	5,808	
Dec 20, 1958	UD Fieldhouse	W	69	68	5,808	
Feb 27, 1960	UD Fieldhouse	W	64	51	5,808	
Feb 25, 1961	UD Fieldhouse	W	79	71	5,808	
Jan 20, 1962	UD Fieldhouse	W	97	66	5,808	
Dec 8, 1962	UD Fieldhouse	W	79	67	5,808	
Dec 7, 1963	Alumni Coliseum	W	83	72	---	
Dec 5, 1964	UD Fieldhouse	W	73	71	5,808	
Dec 4, 1965	Alumni Coliseum	W	72	69	6,700	
Dec 10, 1966	UD Fieldhouse	W	104	82	5,882	
Dec 9, 1967	Alumni Coliseum	L	75	76	7,250	
Dec 28, 1968	UD Fieldhouse	W	85	76	5,882	
Dec 13, 1969	Alumni Coliseum	W	67	63	7,200	
Feb 2, 1971	UD Arena	W	110	86	12,229	
Dec 13, 1971	Alumni Coliseum	L	91	98	5,950	
Jan 3, 1973	UD Arena	L	70	74	11,874	
Jan 15, 1975	Alumni Coliseum	W	73	65	5,950	
Dec 9, 1975	UD Arena	W	68	59	10,207	
Dec 6, 1976	Alumni Coliseum	W	76	69	2,200	
Dec 5, 1977	UD Arena	W	83	70	10,831	
Dec 4, 1978	Alumni Coliseum	L	70	72	5,802	
Dec 17, 1979	UD Arena	W	93	73	9,819	
Dec 6, 1980	Alumni Coliseum	W	77	72	6,100	
Feb 16, 1982	UD Arena	W	84	50	10,014	
Dec 1, 1982	Alumni Coliseum	W	78	57	4,100	
Jan 7, 1984	UD Arena	W	69	62	11,253	
Dec 4, 1984	Alumni Coliseum	W	76	55	4,700	
Dec 17, 1994	UD Arena	W	70	65	10,288	
Dec 6, 1995	Alumni Coliseum	ot	L	65	71	2,250
Dec 8, 2001	UD Arena	W	82	70	12,021	
Nov 21, 2005	UD Arena	L	66	73	12,254	
EASTERN MICHIGAN 3-0						
Jan 28, 1970	UD Arena	W	97	81	12,716	
Dec 6, 1997	UD Arena	W	81	76	10,086	
Dec 19, 1998	UD Arena	W	83	58	12,811	
EVANSVILLE 7-9						
Dec 9, 1950	at Owensboro, KY	L	54	60	---	

Dec 1, 1951	UD Fieldhouse	W	98	49	5,808	
Jan 21, 1989	UD Arena	L	65	83	11,807	
Feb 18, 1989	Roberts Stadium	L	83	109	11,157	
Mar 10, 1989	UD Arena	at MCC	L	79	84	11,238
Jan 20, 1990	Roberts Stadium	W	88	68	11,237	
Feb 17, 1990	UD Arena	W	81	58	12,410	
Jan 12, 1991	Roberts Stadium	L	76	78	12,258	
Jan 19, 1991	UD Arena	W	74	61	13,056	
Mar 7, 1991	UD Arena	MCC	W	71	59	11,264
Jan 4, 1992	UD Arena	W	72	70	13,007	
Feb 8, 1992	Roberts Stadium	L	52	58	10,791	
Jan 20, 1993	UD Arena	L	65	73	10,845	
Feb 20, 1993	Roberts Stadium	L	36	71	11,625	
Mar 11, 1993	Market Square Arena	MCC	L	66	69	5,187
Nov 27, 2002	UD Arena	W	64	59	11,176	
FAIRFIELD 2-0						
Feb 10, 1968	UD Fieldhouse	W	95	70	5,882	
Mar 10, 1978	UD Arena	NIT	W	108	93	12,847
FAIRLEIGH DICKINSON 1-0						
Nov 25, 1989	UD Arena	W	105	97	10,951	
FLORIDA A & M 2-0						
Nov 30, 1996	UD Arena	W	89	58	10,294	
Dec 19, 2005	UD Arena	W	73	48	11,810	
FLORIDA STATE 3-3						
Feb 15, 1969	Tully Gym	L	71	79	5,000	
Feb 7, 1970	UD Arena	L	76	82	13,450	
Mar 6, 1976	UD Arena	W	95	81	10,780	
Feb 18, 1977	Bayfront Center	L	71	76	1,000	
Dec 22, 1978	UD Arena	UDIT	W	97	80	10,840
Dec 30, 1981	UD Arena	UDIT	W	93	79	9,740
FORDHAM 17-5						
Jan 3, 1953	UD Fieldhouse	L	59	64	5,808	
Dec 19, 1957	UD Fieldhouse	W	64	35	5,808	
Mar 18, 1958	MSG	NIT	W	74	70	12,160
Mar 19, 1968	MSG	NIT	W	61	60	18,683
Mar 10, 1981	UD Arena	Zot NIT	W	66	65	7,100
Jan 29, 1986	UD Arena	W	64	59	10,537	
Feb 23, 1991	MSG	L	63	73	15,878	
Dec 9, 1991	UD Arena	Zot	W	92	82	11,843
Feb 10, 1996	Rose Hill Gym	L	58	68	2,314	
Jan 25, 1997	UD Arena	ot	W	69	66	10,539
Jan 3, 1998	Rose Hill Gym	W	66	54	1,651	
Mar 4, 1998	CoreStates Spectrum	ATO	W	68	60	7,144
Jan 2, 1999	UD Arena	W	71	55	11,091	
Jan 15, 2000	Rose Hill Gym	L	61	70	3,056	
Jan 27, 2001	UD Arena	W	81	74	13,347	
Feb 28, 2001	Rose Hill Gym	W	83	70	2,328	
Feb 6, 2002	Rose Hill Gym	W	92	78	2,395	
Mar 1, 2003	UD Arena	W	69	64	13,409	
Jan 17, 2004	Rose Hill Gym	W	75	56	2,251	
Feb 2, 2005	UD Arena	W	65	47	12,462	
Jan 4, 2006	Rose Hill Gym	L	56	66	1,994	
Feb 7, 2007	UD Arena	W	57	45	11,853	
FURMAN 2-0						
Nov 29, 1989	UD Arena	W	92	86	11,043	
Dec 21, 1994	UD Arena	W	76	61	10,306	
GEORGE WASHINGTON 8-13						
Jan 21, 1996	Smith Center	L	58	77	4,328	
Feb 1, 1996	UD Arena	L	65	77	10,186	
Jan 18, 1997	UD Arena	L	38	59	11,512	
Mar 1, 1997	Smith Center	L	57	71	4,283	
Jan 18, 1998	Smith Center	L	61	81	5,454	
Feb 14, 1998	UD Arena	W	78	64	12,061	
Jan 14, 1999	Smith Center	L	69	81	4,172	
Feb 14, 1999	UD Arena	L	65	69	12,873	
Mar 4, 1999	CoreStates Spectrum	ATO	L	90	100	7,881
Jan 22, 2000	UD Arena	W	83	76	12,535	
Feb 9, 2000	Smith Center	L	90	95	4,214	
Feb 17, 2001	UD Arena	W	82	79	13,553	
Jan 9, 2002	UD Arena	W	83	59	12,069	
Feb 21, 2002	Smith Center	W	89	59	2,128	
Jan 18, 2003	Smith Center	W	71	61	4,102	
Feb 12, 2003	UD Arena	W	87	68	12,811	
Jan 21, 2004	UD Arena	W	74	66	12,558	
Feb 18, 2004	Smith Center	L	64	66	5,033	
Jan 30, 2005	Smith Center	L	73	82	4,236	
Feb 24, 2005	UD Arena	L	59	62	13,409	
Feb 8, 2006	Smith Center	L	67	81	5,000	
Jan 31, 2007	UD Arena	W	84	69	11,622	

GEORGETOWN 1-2						
Jan 24, 1952	UD Fieldhouse	W	80	74	5,808	
Mar 14, 1978	UD Arena	NIT	L	62	71	13,458
Mar 25, 1984	Pauley Pavilion	NCAA	L	49	61	12,564
GEORGIA 1-0						
Dec 21, 1973	UD Arena	UDIT	W	63	55	11,138
GEORGIA TECH 1-0						
Dec 17, 1977	UD Arena	UDIT	W	65	63	10,844
GRAMBLING 2-0						
Dec 3, 2005	UD Arena	W	59	55	12,523	
Dec 9, 2006	UD Arena	W	58	49	12,009	
HAMPTON 1-0						
Jan 3, 1996	UD Arena	W	91	65	10,383	
HARVARD 2-0						
Jan 2, 1967	UD Fieldhouse	W	100	78	5,882	
Dec 30, 1974	UD Arena	W	77	64	12,214	
HAWAII 1-1						
Dec 24, 1995	Special Events Center	UAC	L	72	78	5,163
Nov 26, 2003	Lahaina Civic Center	MAUI	W	82	72	2,500
HOFSTRA 1-0						
Dec 29, 1981	UD Arena	UDIT	W	77	54	10,560
HOLY CROSS 2-1						
Mar 25, 1961	MSG	NIT	L	76	85	15,673
Mar 9, 1979	UD Arena	NIT	W	105	81	10,846
Dec 2, 2006	UD Arena	W	69	53	12,149	
HOUSTON 3-4						
Mar 17, 1962	MSG	NIT	W	94	77	12,308
Feb 24, 1966	MSG	W	71	69	11,620	
Mar 7, 1970	Daniel-Meyer	NCAA	L	64	71	5,823
Jan 4, 1971	Hofheinz Pavilion	L	80	107	7,003	
Jan 3, 1972	UD Arena	W	73	69	12,170	
Jan 6, 1975	Hofheinz Pavilion	L	85	86	5,231	
Dec 27, 1975	UD Arena	L	68	72	12,313	
HOWARD 1-1						
Jan 9, 1980	UD Arena	Zot	L	56	58	10,073
Nov 26, 1994	UD Arena	W	91	82	12,832	
IDAHO 1-0						
Dec 14, 1955	UD Fieldhouse	W	93	56	5,808	
IDAHO STATE 1-0						
Dec 12, 1964	UD Fieldhouse	ot	W	71	53	5,808
ILLINOIS 2-4						
Mar 21, 1952	Chicago Stadium	NCAA	L	61	80	14,147
Dec 21, 1956	Memorial Coliseum	UKIT	L	65	82	---
Dec 18, 1964	Memorial Coliseum	UKIT	L	86	104	11,500
Mar 15, 1982	Assembly Hall	NIT	W	61	58	16,275
Mar 16, 1990	Erwin Center	NCAA	W	88	86	11,578
Nov 25, 1992	Sullivan Arena	ot GAS	L	78	86	4,393
ILLINOIS STATE 2-1						
Dec 2, 1972	UD Arena	W	81	75	12,594	
Nov 23, 1990	UD Arena	W	109	69	12,814	
Dec 6, 1993	Redbird Arena	L	62	75	6,463	
IONA 4-1						
Jan 9, 1954	MSG	W	68	64	5,278	
Jan 7, 1956	MSG	W	83	64	5,012	
Dec 22, 1981	Mulcahy Center	W	83	78	3,022	
Dec 4, 1982	UD Arena	W	84	58	10,486	
Jan 6, 1988	UD Arena	L	77	84	11,106	
IOWA 0-1						
Dec 22, 1979	UD Arena	UDIT	L	54	61	10,612
IOWA STATE 0-2						
Jan 7, 1987	Hilton Coliseum	L	62	72	12,050	
Jan 9, 1988	UD Arena	L	80	84	13,201	
IUPUI 2-0						
Nov 18, 1998	UD Arena					



ALL-TIME SERIES RESULTS

KANSAS 1-0

Mar 23, 1968	MSG	NIT	W	61	48	19,008
--------------	-----	-----	---	----	----	--------

KENT STATE 9-1

1922-23	unknown		W	26	11	---
Jan 27, 1950	Memorial Gym		L	61	80	---
Jan 27, 1951	UD Fieldhouse		W	66	46	5,808
Dec 7, 1960	UD Fieldhouse		W	75	56	5,808
Mar 3, 1962	UD Fieldhouse		W	94	65	5,808
Feb 18, 1970	UD Arena		W	88	78	12,127
Dec 19, 1970	UD Arena		W	65	63	12,551
Jan 22, 1972	Memorial Gym		W	58	56	4,087
Feb 21, 1973	UD Arena		W	74	66	11,175
Nov 14, 1998	UD Arena		W	89	73	12,235

KENTUCKY 2-3

Jan 11, 1947	Alumni Gym		L	29	70	---
Dec 21, 1955	Memorial Coliseum	UKIT	W	89	74	---
Mar 11, 1966	Iowa Field House	NCAA	L	79	86	11,500
Dec 22, 1967	Memorial Coliseum	UKIT	L	85	88	11,500
Nov 29, 2000	Firstar Center		W	68	66	17,232

LA SALLE 20-12

Mar 15, 1952	MSG	NIT	L	64	75	18,485
Dec 14, 1952	UD Fieldhouse	ot	L	64	73	5,962
Jan 16, 1954	Philadelphia Civic Ctr		L	58	82	5,956
Dec 30, 1961	MSG	ECAC	W	81	67	15,408
Jan 21, 1981	The Palestra		L	68	76	5,766
Feb 6, 1982	UD Arena		W	84	77	10,878
Feb 12, 1983	The Palestra		W	79	73	771
Feb 11, 1984	UD Arena		W	84	69	10,313
Dec 25, 1987	McCabe Gym	CCC	L	66	69	1,000
Feb 6, 1993	UD Arena		L	64	72	11,808
Mar 6, 1993	The Palestra		L	57	67	5,201
Feb 24, 1996	Philadelphia Civic Ctr		W	67	60	1,961
Feb 28, 1996	UD Arena		W	66	64	9,823
Jan 11, 1997	CoreStates Spectrum		L	51	63	1,220
Feb 20, 1997	UD Arena		W	72	62	10,024
Jan 10, 1998	UD Arena		W	89	72	12,107
Jan 20, 1998	CoreStates Spectrum		L	60	73	1,163
Jan 16, 1999	Gola Arena		L	70	81	2,315
Feb 27, 1999	UD Arena		L	74	88	12,481
Jan 25, 2000	UD Arena		W	69	60	11,713
Feb 23, 2000	Gola Arena		W	71	64	2,414
Jan 21, 2001	UD Arena		W	62	43	12,675
Jan 23, 2002	Gola Arena		W	71	69	2,125
Mar 2, 2002	UD Arena		W	95	72	12,850
Jan 8, 2003	UD Arena		W	76	72	12,289
Feb 1, 2003	Gola Arena		W	75	70	3,520
Jan 24, 2004	Gola Arena		W	77	75	3,715
Feb 28, 2004	UD Arena		W	72	58	13,409
Jan 22, 2005	UD Arena		W	66	58	13,409
Feb 12, 2005	Gola Arena		W	56	45	2,712
Feb 18, 2006	Gola Arena		L	71	74	3,612
Jan 13, 2007	UD Arena		W	84	82	12,819

LAFAYETTE 1-0

1912-13	unknown		W	75	1	---
---------	---------	--	---	----	---	-----

LAMAR 2-0

Dec 3, 1960	UD Fieldhouse		W	73	51	5,808
Dec 18, 1963	UD Fieldhouse		W	85	73	5,808

LONG ISLAND-BROOKLYN (LIU-BROOKLYN) 5-1

1939-40	Brooklyn, NY		L	39	48	---
Feb 10, 1973	UD Arena		W	84	76	12,038
Dec 8, 1973	MSG		W	80	69	5,239
Mar 2, 1983	UD Arena		W	97	85	9,198
Dec 7, 1985	UD Arena		W	98	69	10,871
Mar 11, 1998	UD Arena	NIT	W	95	92	10,665

LOUISIANA STATE (LSU) 2-0

Mar 15, 1984	Huntsman Center	NCAA	W	74	66	6,978
Nov 25, 1995	Special Events Center	UAC	W	86	73	6,709

LOUISIANA TECH 1-0

Dec 12, 1992	UD Arena		W	70	60	10,733
--------------	----------	--	---	----	----	--------

LOUISIANA LAFAYETTE 1-2

Feb 26, 1972	UD Arena		L	86	103	13,458
Jan 26, 1977	UD Arena		L	52	54	11,403
Dec 9, 2003	UD Arena		W	66	59	12,055

LOUISIANA MONROE 2-0

Dec 3, 1983	UD Arena		W	80	78	10,106
Dec 18, 1997	UD Arena		W	83	73	10,626

LOUISVILLE 26-39

Jan 3, 1948	The Armory		L	53	69	---	
Dec 8, 1948	Fairgrounds Coliseum		W	58	55	---	
Jan 17, 1951	UD Fieldhouse		W	68	61	5,808	
Feb 17, 1951	The Armory		W	70	66	---	
Dec 5, 1951	UD Fieldhouse	ot	L	76	79	5,808	
Feb 6, 1952	The Armory		W	72	71	5,808	
Jan 7, 1953	The Armory		L	70	76	---	
Feb 14, 1953	UD Fieldhouse		L	63	69	5,808	
Dec 16, 1953	UD Fieldhouse		W	78	61	5,808	
Feb 13, 1954	The Armory		W	75	71	---	
Dec 15, 1954	UD Fieldhouse	ot	W	71	67	5,808	
Jan 21, 1955	The Armory		ot	W	69	67	---
Jan 28, 1956	UD Fieldhouse	ot	L	64	66	---	
Feb 17, 1956	The Armory		L	56	59	---	
Mar 24, 1956	MSG	NIT	L	80	93	15,763	
Dec 29, 1956	Freedom Hall	ot BGT	L	53	61	---	
Jan 26, 1957	The Armory		L	56	57	---	
Feb 23, 1957	UD Fieldhouse		W	50	48	5,808	
Jan 25, 1958	Freedom Hall		W	57	49	---	
Feb 26, 1958	UD Fieldhouse		W	58	52	5,808	
Jan 24, 1959	Freedom Hall		L	59	76	9,021	
Feb 21, 1959	UD Fieldhouse		L	54	58	5,808	
Jan 23, 1960	UD Fieldhouse		W	62	53	5,808	
Feb 20, 1960	Freedom Hall		L	55	80	---	
Jan 21, 1961	Freedom Hall		L	50	63	---	
Feb 19, 1961	UD Fieldhouse		W	91	71	5,808	
Jan 13, 1962	UD Fieldhouse		W	72	64	5,808	
Feb 24, 1962	Freedom Hall		W	65	59	---	
Jan 12, 1963	UD Fieldhouse	ot	W	70	65	5,808	
Feb 23, 1963	Freedom Hall	ot	L	55	61	---	
Jan 11, 1964	UD Fieldhouse		W	67	59	5,808	
Feb 22, 1964	Freedom Hall		W	89	79	12,152	
Jan 23, 1965	UD Fieldhouse		W	83	78	5,808	
Feb 24, 1965	Freedom Hall		W	75	70	8,802	
Dec 15, 1965	UD Fieldhouse		W	76	59	5,808	
Jan 19, 1966	Freedom Hall		L	77	94	11,264	
Dec 17, 1966	Freedom Hall		L	81	96	14,602	
Jan 18, 1967	UD Fieldhouse		L	50	66	5,882	
Dec 13, 1967	UD Fieldhouse		W	63	47	5,882	
Jan 23, 1968	Freedom Hall		L	72	73	11,081	
Dec 14, 1968	Freedom Hall		L	69	84	12,018	
Jan 15, 1969	UD Fieldhouse		W	69	67	5,882	
Dec 9, 1969	Freedom Hall		W	72	56	12,237	
Jan 14, 1970	UD Arena		L	69	77	13,450	
Dec 9, 1970	Freedom Hall		L	70	72	11,050	
Jan 13, 1971	UD Arena		L	68	73	13,458	
Dec 8, 1971	Freedom Hall		L	60	88	9,642	
Jan 12, 1972	UD Arena		L	64	71	12,782	
Dec 5, 1972	Freedom Hall		L	58	75	7,544	
Jan 17, 1973	UD Arena		L	73	74	12,273	
Dec 5, 1973	Freedom Hall		L	68	75	10,994	
Jan 23, 1974	UD Arena		L	72	90	12,340	
Dec 5, 1974	UD Arena		L	74	76	12,641	
Mar 6, 1975	Freedom Hall		L	67	83	14,109	
Jan 28, 1976	Freedom Hall		L	74	83	10,395	
Jan 27, 1977	UD Arena		L	71	76	11,930	
Dec 19, 1977	Freedom Hall		L	63	69	14,191	
Jan 16, 1979	UD Arena		L	76	77	13,458	
Jan 26, 1988	UD Arena		L	59	90	13,261	
Dec 10, 1988	Freedom Hall		L	68	95	19,364	
Dec 29, 1994	UD Arena		L	78	92	13,036	
Dec 11, 1996	Freedom Hall		L	67	80	19,413	
Dec 21, 1998	UD Arena		L	65	68	12,774	
Dec 23, 2000	Freedom Hall		W	91	68	18,739	
Nov 24, 2006	US Bank Arena		W	68	64	8,250	

LOUISVILLE 26-39

Feb 20, 1965	Chicago Stadium		W	83	72	8,985	
Feb 16, 1966	UD Fieldhouse		L	72	77	5,808	
Dec 23, 1966	Alumni Hall		W	100	90	6,059	
Feb 21, 1968	UD Fieldhouse		W	91	75	5,882	
Feb 8, 1969	Chicago Stadium	ot	W	70	69	4,621	
Mar 3, 1970	UD Arena		W	93	70	12,872	
Feb 6, 1971	UD Arena		W	77	63	12,691	
Feb 10, 1972	UD Arena		W	91	90	12,167	
Feb 3, 1973	Chicago Stadium		W	110	89	7,383	
Jan 14, 1974	UD Arena		W	74	59	11,208	
Feb 1, 1975	UD Arena		W	76	63	10,914	
Feb 11, 1976	UD Arena		W	78	73	9,987	
Feb 26, 1977	UD Arena		W	89	71	11,310	
Feb 25, 1978	UD Arena		W	79	69	11,239	
Mar 3, 1979	Alumni Hall		L	68	69	1,192	
Feb 2, 1980	UD Arena		W	72	63	12,078	
Jan 17, 1981	Alumni Hall	ot	L	81	87	3,238	
Jan 16, 1982	UD Arena		W	88	87	10,213	
Feb 4, 1983	Circle Pavilion		W	65	58	1,721	
Jan 11, 1984	Circle Pavilion	ot	L	93	94	2,611	
Jan 2, 1985	UD Arena		W	80	70	9,486	
Jan 29, 1987	UD Arena		W	66	64	10,456	
Feb 20, 1988	Int'l. Amphitheater		L	77	86	4,410	
Jan 7, 1989	Int'l. Amphitheater		W	89	80	1,008	
Feb 11, 1989	UD Arena		W	93	85	11,755	
Jan 13, 1990	UD Arena		W	88	71	12,193	
Feb 8, 1990	Rosemont Horizon		L	94	96	801	
Mar 9, 1990	UD Arena	MCC	W	97	95	13,202	
Jan 10, 1991	Rosemont Horizon	ot	W	97	92	1,290	
Feb 7, 1991	UD Arena		W	97	88	12,536	
Feb 13, 1992	Rosemont Horizon		ot	W	74	72	2,101
Feb 19, 1992	UD Arena		W	73	59	12,021	
Mar 12, 1992	Riverfront Coliseum	MCC	L	73	83	6,779	
Jan 28, 1993	Rosemont Horizon		W	70	69	1,306	
Feb 27, 1993	UD Arena		L	56	59	11,286	

LOUISVILLE 26-39

Jan 7, 1950	Fairgrounds Coliseum		W	68	42	---
Feb 7, 1951	UD Fieldhouse		W	74	54	5,808

LOYOLA (MARYLAND) 2-0

Jan 7, 1950	Fairgrounds Coliseum		W	68	42	---
Feb 7, 1951	UD Fieldhouse		W	74	54	5,808

MANHATTAN 2-0

Mar 6, 1954	MSG	NIT	W	90	79	16,259
Dec 26, 1957	MSG	ECAC	W	59	51	8,297

MARQUETTE 13-21

Dec 28, 1966	UD Fieldhouse		W	95	76	5,882
Jan 6, 1968	MECCA Arena		L	68	83	11,138
Feb 16, 1980	MECCA Arena		L	64	73	10,938
Jan 24, 1981	UD Arena		W	85	73	13,108
Feb 20, 1982	MECCA Arena		L	58	72	11,052
Feb 23, 1983	UD Arena		W	65	63	10,570
Jan 21, 1984	MECCA Arena	ot	L	64	66	11,052
Feb 16, 1985	MECCA Arena		L	55	61	11,052
Feb 23, 1985	UD Arena		W	72	59	13,455
Jan 18, 1986	MECCA Arena		L	60	70	11,052
Feb 22, 1986	UD Arena		L	79	82	13,502
Jan 17, 1987	MECCA Arena		L	57	64	11,052
Feb 21, 1987	UD Arena		W	59	57	12,891

ALL-TIME SERIES RESULTS



MURRAY STATE 5-2					
Jan 5, 1952	UD Fieldhouse		W 69	55	5,808
Dec 27, 1952	J.W. Carr Health Building		L 70	84	---
Jan 2, 1954	UD Fieldhouse		W 98	68	5,808
Feb 3, 1955	New Gym		W 49	45	---
Dec 21, 1963	UD Fieldhouse		W 86	71	5,808
Feb 7, 1966	UD Fieldhouse		W 99	86	5,808
Nov 15, 1997	UD Arena		L 69	76	11,306

NAVY 1-0					
Dec 20, 1969	Memorial Coliseum	UKIT	W 83	69	11,500

NEW MEXICO 1-1					
Mar 16, 1974	McKale Center	NCAA	L 61	66	13,658
Nov 19, 1999	The Pit	CoSIDA	W 70	57	15,740

NEW MEXICO STATE 2-0					
Dec 16, 1961	UD Fieldhouse		W 76	60	5,808
Dec 30, 1966	UD Fieldhouse		W 74	48	5,882

NEW ORLEANS 4-2					
Dec 13, 1976	UD Arena		W 82	68	10,366
Feb 18, 1978	H&PE Center		L 79	86	3,474
Jan 10, 1979	Louisiana Superdome		W 77	61	1,800
Jan 12, 1980	UD Arena		W 77	51	11,451
Feb 12, 1981	H&PE Center		W 62	53	2,542
Feb 13, 1982	UD Arena		L 48	50	10,557

NIAGARA 5-7					
Dec 16, 1948	at Niagara		L 59	62	---
Mar 9, 1954	MSG	NIT	L 74	77	10,257
Dec 26, 1958	MSG	ECAC	W 84	79	12,135
Dec 13, 1962	UD Fieldhouse		L 67	75	5,808
Dec 2, 1964	UD Fieldhouse		W 95	64	5,808
Feb 4, 1967	Student Center		L 74	80	3,200
Feb 1, 1969	UD Fieldhouse		W 100	70	5,882
Jan 31, 1972	Gallagher Center		L 69	88	1,842
Dec 19, 1980	UD Arena	UDIT	W 79	73	9,344
Feb 10, 1986	UD Arena		W 105	84	10,980
Jan 11, 1992	Gallagher Center		L 64	82	1,339
Jan 12, 1993	UD Arena		L 63	66	10,649

NORTH CAROLINA 1-1					
Mar 24, 1967	Freedom Hall	NCAA	W 76	62	18,889
Dec 31, 2006	Dean Dome		L 51	81	19,967

NORTH CAROLINA A&T (1-0)					
Nov 15, 2006	UD Arena		W 79	66	11,666

NORTH CAROLINA STATE 1-0					
Dec 28, 1959	Reynolds Coliseum	DC	W 36	32	---

NORTH CAROLINA WILMINGTON 2-0					
Mar 14, 2001	UD Arena	NIT	W 68	59	9,638
Dec 7, 2002	UD Arena		W 59	48	11,888

NORTHERN ILLINOIS 1-0					
Feb 15, 1967	UD Fieldhouse		W 101	60	5,882

NORTHERN IOWA 1-2					
Dec 5, 1987	UD Arena		W 88	83	12,090
Dec 23, 1988	UNIDome	2ot	L 70	72	2,213
Dec 23, 2005	Valley High School	LVHC	L 67	74	1,100

NORTHWESTERN 2-1					
Dec 22, 1972	UD Arena	UDIT	W 73	66	11,586
Dec 27, 1997	UD Arena		W 77	69	12,162
Dec 5, 1998	Welsh-Ryan Arena		L 57	64	4,216

NORTHWESTERN STATE 1-0					
Dec 20, 2004	UD Arena		W 64	55	11,523

NOTRE DAME 13-28					
1908-09	unknown		L 13	30	---
1909-10	unknown		L 10	31	---
1910-11	unknown		W 27	21	---
1911-12	unknown	Forfeit	W 2	0	---
1920-21	unknown		L 19	42	---
Mar 21, 1968	MSG	ot	W 76	74	19,500
Feb 28, 1970	UD Arena		W 95	79	13,450
Mar 1, 1971	Joyce ACC		L 82	83	11,207
Mar 4, 1972	UD Arena		W 86	74	13,458
Jan 20, 1973	Joyce ACC		L 58	94	10,127
Mar 4, 1974	UD Arena		W 97	82	13,528
Mar 1, 1975	Joyce ACC		L 69	102	11,345
Feb 25, 1976	UD Arena		L 79	85	13,149
Feb 1, 1977	Joyce ACC		L 64	97	11,293
Mar 4, 1978	UD Arena		W 66	59	13,458

Feb 3, 1979	Joyce ACC		L 71	86	11,345
Mar 1, 1980	UD Arena		L 54	62	13,455
Feb 28, 1981	Joyce ACC		L 57	70	11,345
Mar 6, 1982	UD Arena		W 79	72	13,455
Mar 7, 1983	Joyce ACC		L 41	53	11,345
Mar 3, 1984	UD Arena		W 80	70	13,505
Jan 23, 1985	Joyce ACC		L 61	66	11,345
Mar 9, 1985	UD Arena	2ot	L 73	80	13,511
Feb 5, 1986	UD Arena		W 67	65	13,233
Mar 8, 1986	Joyce ACC		L 55	69	11,345
Jan 27, 1987	Joyce ACC		L 55	66	11,418
Mar 7, 1987	UD Arena		L 56	62	13,511
Feb 18, 1988	Joyce ACC		L 47	59	10,948
Mar 12, 1988	UD Arena		L 59	72	13,511
Jan 31, 1989	Joyce ACC		L 75	85	9,904
Feb 21, 1989	UD Arena		L 66	83	12,581
Jan 30, 1990	Joyce ACC		L 79	97	10,104
Feb 28, 1990	UD Arena		W 97	79	13,511
Jan 29, 1991	UD Arena		L 67	73	13,182
Feb 26, 1991	Joyce ACC	ot	L 87	92	9,723
Jan 27, 1992	Joyce ACC		L 54	76	8,514
Feb 25, 1992	UD Arena		W 60	58	12,709
Jan 9, 1993	Joyce ACC		L 66	71	8,186
Feb 9, 1993	UD Arena		L 69	79	11,849
Mar 5, 1994	Joyce ACC		L 66	72	9,089
Jan 17, 1995	UD Arena		W 73	63	11,026

OHIO 12-20					
1913-14	unknown		W 22	16	---
1934-35	unknown		L 29	46	---
1934-35	unknown		L 31	32	---
1935-36	unknown		L 26	52	---
1935-36	unknown		L 29	37	---
1936-37	unknown		L 18	44	---
1936-37	unknown		L 27	35	---
1937-38	unknown		L 29	32	---
1937-38	unknown		L 38	46	---
1938-39	unknown		L 23	44	---
1938-39	unknown		W 44	35	---
1939-40	unknown		L 34	42	---
1939-40	unknown		L 44	62	---
1940-41	unknown		L 47	72	---
1940-41	unknown		L 41	72	---
1941-42	unknown		L 34	36	---
1941-42	unknown		W 31	23	---
1942-43	unknown		L 43	45	---
1942-43	unknown		W 45	32	---
1945-46	unknown		L 41	53	---
1945-46	unknown		W 65	53	---
1946-47	unknown		L 29	64	---
1946-47	unknown		L 59	69	---
Dec 9, 1947	Fairgrounds Coliseum		L 40	46	---
Jan 21, 1949	Athens, Ohio		W 52	47	---
Feb 7, 1949	Fairgrounds Coliseum		L 40	57	---
Jan 10, 1950	Men's Gymnasium		W 71	61	---
Feb 7, 1950	Fairgrounds Coliseum		W 75	50	---
Jan 15, 1951	Men's Gymnasium		W 75	66	---
Jan 9, 1952	UD Fieldhouse		W 101	71	5,808
Dec 17, 1957	UD Fieldhouse		W 58	41	5,808
Mar 9, 1965	E.A. Diddle Arena	NCAA	W 66	65	7,500

OHIO STATE 3-5					
1913-14	unknown		L 16	23	---
1914-15	unknown		L 19	30	---
1915-16	unknown		W 24	23	---
1933-34	unknown		L 27	45	---
Dec 19, 1985	St. John Arena		L 73	80	13,681
Dec 16, 1986	UD Arena		W 89	86	13,511
Dec 19, 1987	St. John Arena		W 81	80	13,320
Dec 17, 1988	UD Arena		L 76	104	13,511

OKLAHOMA 1-2					
Mar 18, 1982	Lloyd Noble Center	NIT	L 82	91	11,198
Mar 17, 1984	Special Events Center	NCAA	W 89	85	8,100
Dec 24, 1987	McCabe Gym	CCC	L 99	151	1,000

OKLAHOMA STATE (OKLAHOMA A&M) 2-0					
Dec 18, 1976	UD Arena	UDIT	W 78	68	11,246
Dec 30, 1983	UD Arena	MLC	W 82	67	10,227

OLD DOMINION 5-4					
Jan 13, 1973	UD Arena		L 72	77	12,152
Nov 30, 1974	UD Arena		W 90	69	12,179
Jan 10, 1976	UD Arena		W 91	79	10,889
Dec 19, 1981	UD Arena	ot	W 78	77	9,240
Feb 19, 1983	Norfolk Scope		L 53	61	5,580
Mar 10, 1984	UD Arena		W 64	63	11,525

Feb 18, 1985	Norfolk Scope		L 82	91	4,119
Dec 19, 2000	UD Arena		L 76	81	11,346
Dec 20, 2002	Constant Convocation Center		W 71	67	5,532

OREGON 1-0					
Dec 21, 1954	UD Fieldhouse		W 71	55	5,808

PACIFIC 2-0					
Dec 18, 1954	UD Fieldhouse		W 73	66	5,808
Dec 21, 1979	UD Arena	UDIT	W 75	64	10,059

PENN STATE 0-1					
Mar 16, 1998	UD Arena	NIT	L 74	77	13,409

PENNSYLVANIA 1-0					
Nov 28, 1997	Caguas Municipal	SJS	W 71	60	178

PEPPERDINE 4-1					
Dec 1, 1955	UD Fieldhouse		W 75	35	5,808
Dec 10, 1973	UD Arena		W 69	61	10,458
Jan 4, 1975	Firestone Fieldhouse		L 79	80	2,781
Nov 21, 2003	Firestone Fieldhouse		W 90	77	1,899
Dec 1, 2005	UD Arena		W 63	45	12,436

PITT (0-1)					
Dec 23, 2006	Petersen Events Center		L 51	81	12,508

PORTLAND 7-0					
Feb 14, 1959	UD Fieldhouse		W 65	58	5,808
Feb 15, 1962	UD Fieldhouse		W 50	47	5,808
Jan 13, 1964	UD Fieldhouse		W 82	60	5,808
Dec 27, 1967	UD Fieldhouse		W 124	68	5,882
Dec 9, 1968	UD Fieldhouse		W 95	66	5,882
Dec 29, 1969	UD Arena		W 99	48	12,002
Dec 26, 1970	UD Arena		W 88	72	12,197

PRAIRIE VIEW A&M 3-0					
Dec 29, 1997	UD Arena		W 110	52	10,161
Dec 9, 2000	UD Arena		W 86	63	11,532
Dec 20, 2003	UD Arena		W 78	65	12,136

PRINCETON 2-0					
Mar 23, 1952	Chicago Stadium	NCAA	W 77	61	---
Dec 2, 1989	UD Arena		W 68	62	12,022

PROVIDENCE 5-2					
Jan 31, 1963	MSG		L 72	84	8,572
Dec 21, 1968	UD Fieldhouse		W 90	63	5,882
Jan 10, 1970	Providence Civic Center		W 81	78	3,300
Jan 28, 1982	UD Arena	5 ot	W 79	77	9,669
Jan 8, 1983	Providence Civic Center		L 63	66	6,591
Jan 28, 1984	UD Arena		W 73	47	11,097
Dec 1, 1984	Providence Civic Center		W 68	55	4,857

PURDUE 1-3					
Mar 12, 1979	Mackey Arena	NIT	L 70	84	13,126
Mar 16, 1981	Mackey Arena		L 46	50	10,612
Mar 16, 2000	McKale Center	NCAA	L 61	62	13,363
Dec 15, 2001	Conseco Fieldhouse	BB	W 83	72	9,316

RHODE ISLAND 11-6					
1939-40	White Plains, NY		W 59	51	---
Jan 14, 1996	UD Arena		W 84	77	10,027
Jan 4, 1997	Keaney Gymnasium		L 68	97	2,733
Feb 21, 1998	UD Arena		W 71	62	13,521
Mar 5, 1998	Spectrum	A10	L 70	83	9,435
Jan 10, 1999	Keaney Gymnasium		L 56	78	3,885
Feb 26, 2000					



ALL-TIME SERIES RESULTS

2007 DAYTON BASKETBALL

Feb 10, 2002	Robins Center	L	54	63	7,076
Jan 15, 2003	UD Arena	W	66	53	12,105
Feb 19, 2003	Robins Center	W	70	63	4,129
Jan 14, 2004	Robins Center	W	55	50	5,282
Feb 4, 2004	UD Arena	ot	W 62	57	12,704
Mar 12, 2004	UD Arena	A10	W 58	56	11,566
Jan 12, 2005	UD Arena	W	63	62	12,761
Feb 5, 2005	Robins Center	L	58	61	7,385
Jan 14, 2006	Robins Center	L	50	58	4,108
Jan 20, 2007	UD Arena	W	72	54	12,727

RIDER 2-0

Nov 29, 1980	UD Arena	W	95	72	10,366
Jan 19, 1983	UD Arena	W	75	57	8,764

ROBERT MORRIS 1-1

Dec 19, 1990	UD Arena	L	94	99	11,652
Jan 15, 1992	UD Arena	W	82	65	11,573

ST. BONAVENTURE 11-8*

Dec 18, 1948	Olean Armory	2 ot	L 49	51	---
Mar 13, 1952	MSG	W	69	62	17,131
Dec 29, 1984	UD Arena	UDIT	W 83	60	11,377
Feb 17, 1996	UD Arena	W	66	58	13,152
Mar 6, 1996	Philadelphia Civic Center	A10	L 60	72	7,138
Feb 8, 1997	Reilly Center	L	69	70	6,000
Mar 5, 1997	Spectrum	A10	L 75	81	6,011
Jan 6, 1998	UD Arena	W	74	59	10,081
Feb 6, 1999	Reilly Center	L	67	77	5,912
Mar 3, 1999	Spectrum	ot A10	W 70	69	7,195
Feb 12, 2000	UD Arena	W	68	64	13,553
Mar 10, 2001	Spectrum	A10	L 50	56	13,202
Jan 25, 2001	Reilly Center	L	51	66	6,000
Feb 3, 2002	UD Arena	L	75	81	13,102
Mar 8, 2003	No Contest*				
Jan 7, 2004	UD Arena	W	76	72	12,899
Feb 22, 2005	Reilly Center	W	68	61	4,173
Mar 9, 2005	U.S. Bank Arena	A10	W 78	48	5,872
Jan 25, 2006	UD Arena	W	78	58	12,088
Feb 10, 2007	Reilly Center	W	69	62	3,358

* On March 8, 2003, UD was scheduled to play SBU at the Reilly Center. The A-10 awarded a forfeit victory to UD which is included in the 2002-03 A-10 Standings, but not in any other category of this media guide, as the game never took place.

ST. FRANCIS (N.Y.) 2-0

Mar 22, 1956	MSG	NIT	W 89	58	16,125
Jan 10, 1957	MSG	W	84	60	4,123

ST. FRANCIS (PA.) 5-1

Mar 17, 1955	MSG	ot NIT	W 79	73	16,485
Feb 11, 1956	UD Fieldhouse	W	76	41	5,808
Jan 31, 1959	UD Fieldhouse	L	53	56	5,808
Jan 9, 1963	UD Fieldhouse	ot	W 69	65	5,808
Feb 27, 1965	UD Fieldhouse	W	80	43	5,808
Jan 17, 1966	UD Fieldhouse	W	98	56	5,808

ST. JOHN'S 5-5

1939-40	unknown	L	24	47	---
Mar 15, 1951	MSG	ot NIT	W 69	62	16,815
Dec 29, 1951	MSG	L	60	62	12,653
Dec 27, 1954	MSG	ECAC	W 70	56	12,105
Mar 20, 1958	MSG	W	80	56	15,834
Dec 27, 1958	MSG	ECAC	L 63	76	9,765
Mar 24, 1962	MSG	NIT	W 73	67	16,037
Dec 28, 1963	MSG	ECAC	L 76	88	3,000
Feb 17, 1973	Alumni Hall	L	83	98	6,008
Jan 5, 1974	UD Arena	W	82	58	12,252

SAINT JOSEPH'S 14-11

1939-40	unknown	L	34	36	---
Dec 10, 1960	The Palestra	W	67	65	5,175
Dec 9, 1961	UD Fieldhouse	W	78	67	5,808
Mar 1, 1963	The Palestra	L	63	70	3,909
Mar 4, 1964	UD Fieldhouse	ot	W 78	74	5,808
Jan 29, 1966	The Palestra	W	79	76	7,615
Feb 3, 1968	UD Fieldhouse	W	86	64	5,882
Dec 20, 1986	UD Arena	ot	L 75	78	10,586
Feb 3, 1996	Alumni Fieldhouse	L	60	73	3,200
Feb 4, 1997	UD Arena	L	82	89	10,214
Feb 11, 1998	Alumni Fieldhouse	ot	W 67	64	3,200
Jan 6, 1999	UD Arena	W	67	53	11,412
Jan 29, 2000	Alumni Fieldhouse	W	66	62	3,200
Mar 9, 2000	Spectrum	A10	W 67	64	7,779
Jan 14, 2001	Alumni Fieldhouse	L	71	84	3,200
Feb 21, 2001	UD Arena	L	72	82	13,553
Feb 23, 2002	Alumni Fieldhouse	L	68	70	3,200
Mar 7, 2002	Spectrum	A10	W 81	74	6,589
Feb 15, 2003	UD Arena	W	66	56	13,409

Mar 14, 2003	UD Arena	A10	W 76	73	11,648
Feb 11, 2004	Alumni Fieldhouse	L	67	81	3,200
Jan 19, 2005	UD Arena	W	58	54	12,506
Feb 1, 2006	UD Arena	W	77	69	11,722
Mar 8, 2006	U.S. Bank Arena	A-10	L 55	67	4,010
Feb 4, 2007	Alumni Fieldhouse	L	65	71	3,103

SAINT LOUIS 19-18

Mar 11, 1952	MSG	NIT	W 68	58	14,112
Mar 15, 1955	MSG	NIT	W 97	81	9,850
Mar 23, 1961	MSG	NIT	L 60	67	18,378
Dec 3, 1966	Kiel Auditorium	W	80	78	7,120
Jan 11, 1968	UD Fieldhouse	W	57	56	5,882
Dec 31, 1968	St. Louis Arena	W	67	56	2,224
Feb 10, 1970	UD Arena	W	64	61	12,375
Jan 25, 1971	UD Arena	W	81	71	12,463
Dec 4, 1971	Kiel Auditorium	L	71	75	5,031
Jan 15, 1981	Kiel Auditorium	L	66	78	2,691
Jan 21, 1982	UD Arena	W	66	63	9,312
Dec 9, 1986	UD Arena	L	53	61	10,163
Jan 20, 1988	Kiel Auditorium	L	61	79	5,229
Jan 19, 1989	UD Arena	W	65	63	11,342
Feb 16, 1989	Kiel Auditorium	L	59	76	6,220
Jan 18, 1990	Kiel Auditorium	L	69	95	7,541
Feb 15, 1990	UD Arena	ot	W 84	81	11,401
Jan 17, 1991	UD Arena	W	86	77	12,827
Feb 14, 1991	Kiel Auditorium	ot	L 80	88	7,617
Dec 28, 1991	Kiel Auditorium	W	83	72	6,987
Feb 15, 1993	UD Arena	L	52	73	10,878
Feb 2, 1994	Kiel Center	L	75	94	14,791
Feb 13, 1994	UD Arena	ot	W 82	77	10,432
Mar 10, 1994	Shoemaker Center	GMW	L 46	80	12,219
Jan 14, 1995	UD Arena	L	39	82	11,140
Feb 25, 1995	Kiel Center	L	51	63	20,930
Mar 9, 1995	Bradley Center	GMW	L 62	78	9,549
Dec 23, 1999	UD Arena	L	74	83	12,591
Dec 16, 2000	Savvis Center	W	76	73	11,937
Dec 22, 2001	UD Arena	W	69	63	12,237
Dec 14, 2002	Savvis Center	L	55	63	8,448
Dec 31, 2003	UD Arena	L	49	60	12,353
Dec 18, 2004	Savvis Center	W	62	54	8,108
Feb 11, 2006	UD Arena	W	46	44	13,156
Mar 1, 2006	Savvis Center	ot	W 72	70	10,264
Feb 21, 2007	Scottrade Center	L	56	66	8,847
Mar 3, 2007	UD Arena	2ot	W 65	64	13,435

ST. MARY'S (CALIF.) 1-0

Dec 14, 1957	UD Fieldhouse	W	69	50	5,808
--------------	---------------	---	----	----	-------

ST. PETER'S 3-1

Mar 16, 1957	MSG	NIT	W 79	71	15,135
Jan 18, 1958	UD Fieldhouse	W	59	54	5,808
Feb 18, 1986	Brendan Byrne Arena	L	56	66	4,786
Dec 13, 1986	UD Arena	W	61	60	11,400

SAMFORD 1-0

Nov 20, 1999	The Pit	CoSIDA	W 65	63	16,207
--------------	---------	--------	------	----	--------

SAN DIEGO 1-0

Jan 8, 1972	UD Arena	W	84	72	12,782
-------------	----------	---	----	----	--------

SAN DIEGO STATE 2-0

Dec 16, 1977	UD Arena	UDIT	W 80	71	10,625
Nov 25, 2003	Lahaina Civic Center	MAUI	W 76	71	2,500

SAN FRANCISCO 1-1

Feb 19, 1980	War Memorial Gym	L	62	71	3,857
Dec 1, 1980	UD Arena	ot	W 84	83	9,621

SANTA CLARA 1-1

Dec 30, 1972	San Jose Civic Aud.	L	64	77	1,510
Dec 21, 1976	UD Arena	W	90	81	10,624

SETON HALL 6-3

Dec 20, 1948	Seton Hall Gym	L	47	55	---
Jan 15, 1953	Auditorium Gym	L	74	82	---
Mar 1, 1953	UD Fieldhouse	W	71	65	6,054
Jan 11, 1954	Seton Hall Gym	W	67	65	---
Jan 20, 1954	UD Fieldhouse	W	76	61	---
Mar 3, 1955	UD Fieldhouse	W	85	67	5,808
Dec 21, 1960	UD Fieldhouse	W	66	45	5,808
Feb 9, 1961	MSG	W	112	77	5,685
Feb 10, 1977	MSG	L	72	89	5,372

SIENA 1-0

Jan 2, 2001	UD Arena	W	87	67	11,211
-------------	----------	---	----	----	--------

SOUTH CAROLINA 0-2

Feb 9, 1974	Carolina Coliseum	L	68	81	11,983
Feb 15, 1975	UD Arena	L	73	93	11,605

SOUTH CAROLINA STATE 1-0

Nov 28, 2006	UD Arena	W	67	55	11,425
--------------	----------	---	----	----	--------

SOUTH FLORIDA 4-2

Feb 11, 1974	Lakeland Center	ot	W 79	77	1,098
Feb 22, 1975	UD Arena	L	61	72	11,747
Feb 16, 1976	Lakeland Center	L	72	85	1,350
Feb 12, 1977	UD Arena	W	86	58	10,911
Dec 22, 1984	USF Sun Dome	W	71	66	4,079
Nov 29, 1997	Cagus Municipal	SJS	W 72	61	178

SOUTHERN 2-3

Jan 26, 1980	UD Arena	L	70	79	11,051
Mar 1, 1986	UD Arena	W	93	74	12,098
Dec 27, 1989	UD Arena	L	105	114	13,064
Dec 15, 1990	UD Arena	L	112	116	12,727
Jan 27, 1997	UD Arena	W	91	56	10,094

SOUTHERN METHODIST (SMU) 0-2

Dec 22, 1956	Memorial Coliseum	UKIT	L 59	67	---
Nov 18, 2006	Moody Coliseum	L	48	53	2,707

SOUTHERN MISSISSIPPI 2-0

Dec 10, 1951	Fieldhouse	W	59	57	---
Jan 1, 1952	UD Fieldhouse	W	97	73	5,808

SOUTHERN UTAH 0-1

Jan 24, 1995	UD Arena	L	68	73	10,868
--------------	----------	---	----	----	--------

STETSON 2-0

Dec 13, 1958	UD Fieldhouse	W	66	53	5,808
Feb 6, 1965	UD Fieldhouse	W	93	55	5,808

SYRACUSE 1-1

Dec 30, 1975	Manly Fieldhouse	L	74	84	7,975
Nov 28, 1977	UD Arena	W	76	67	10,718

TEMPLE 9-14

Mar 19, 1957	MSG	NIT	L 66	77	10,543
Mar 12, 1960	MSG	NIT	W 72	51	17,078
Mar 21, 1961	MSG	NIT	W 62	60	13,896
Dec 7, 1977	UD Arena	L	52	63	11,385
Feb 24, 1979	The Palestra	L	63	66	5,755
Feb 6, 1983	UD Arena	W	61	53	8,660
Jan 17, 1984	The Palestra	W	63	62	1,946
Jan 11					

ALL-TIME SERIES RESULTS

TEXAS A&M 1-0

Dec 21, 1999 UD Arena W 81 68 12,824

TEXAS SOUTHERN 4-0

Dec 17, 1958 UD Fieldhouse W 93 77 5,808
 Dec 14, 1985 UD Arena W 102 70 10,478
 Dec 27, 1990 UD Arena W 104 83 11,778
 Dec 11, 2004 UD Arena W 79 60 12,145

TEXAS TECH 0-1

Dec 20, 1974 UD Arena UDIT L 67 76 10,485

TOLEDO 27-19

1918-19 unknown L 6 42 ---
 1919-20 unknown L 15 23 ---
 1931-32 unknown L 21 26 ---
 1932-33 unknown W 30 24 ---
 1932-33 unknown W 39 26 ---
 1933-34 unknown W 28 22 ---
 1933-34 unknown W 31 29 ---
 1933-34 unknown of W 31 28 ---
 1933-34 unknown W 32 28 ---
 1934-35 unknown W 32 26 ---
 1935-36 unknown W 31 30 ---
 1936-37 unknown W 32 39 ---
 1937-38 unknown W 41 31 ---
 1938-39 unknown L 39 56 ---
 1939-40 unknown L 34 41 ---
 1940-41 unknown L 34 70 ---
 1940-41 unknown L 39 56 ---
 1946-47 unknown L 37 41 ---
 1946-47 unknown L 56 78 ---
 Feb 23, 1948 Fairgrounds Coliseum L 35 45 ---
 Jan 31, 1949 Toledo Field House L 61 64 ---
 Feb 10, 1949 Fairgrounds Coliseum W 48 42 ---
 Jan 20, 1951 UD Fieldhouse W 64 46 5,808
 Feb 3, 1951 Toledo Field House W 67 56 4,800
 Feb 2, 1952 UD Fieldhouse W 61 44 5,808
 Feb 9, 1952 Toledo Field House W 55 53 ---
 Jan 31, 1953 UD Fieldhouse W 90 58 5,808
 Feb 21, 1953 Toledo Field House L 62 78 ---
 Dec 23, 1953 UD Fieldhouse W 75 64 5,808
 Feb 23, 1954 Toledo Field House W 67 63 ---
 Feb 23, 1955 UD Fieldhouse W 98 63 5,808
 Dec 10, 1955 Toledo Field House W 62 59 ---
 Feb 27, 1957 UD Fieldhouse W 90 47 5,808
 Feb 5, 1958 Toledo Field House L 39 53 ---
 Mar 1, 1958 Toledo Field House W 59 48 ---
 Mar 4, 1959 UD Fieldhouse L 65 68 5,808
 Dec 12, 1959 Toledo Field House L 71 81 ---
 Mar 1, 1961 UD Fieldhouse W 83 60 5,808
 Dec 6, 1961 Toledo Field House W 72 57 ---
 Jan 26, 1963 UD Fieldhouse W 67 62 5,808
 Feb 14, 1979 UD Arena W 69 68 11,792
 Jan 29, 1980 Centennial Hall L 75 76 8,110
 Dec 27, 1980 UD Arena W 73 69 11,385
 Dec 5, 1981 Centennial Hall W 79 74 9,042
 Dec 18, 1982 UD Arena W 67 63 10,656
 Dec 17, 1983 Centennial Hall L 70 77 8,295
 Dec 12, 1998 UD Arena L 55 56 11,764
 Nov 18, 2001 UD Arena W 69 50 12,147

TOWSON 3-1

Jan 19, 1985 UD Arena W 70 55 11,498
 Feb 28, 1987 UD Arena W 78 65 12,715
 Nov 24, 1990 UD Arena W 99 79 11,883
 Dec 4, 1993 UD Arena L 70 72 10,448

TULANE 1-0

Dec 23, 1978 UD Arena UDIT W 85 67 11,128

TULSA 0-2

Nov 22, 1985 Riverfront Col. of PNIT L 60 63 10,416
 Mar 18, 2003 Spokane Arena NCAA L 71 84 11,171

UCLA 0-4

Dec 31, 1954 MSG ECAC L 92 104 12,135
 Mar 25, 1967 Freedom Hall NCAA L 64 79 18,892
 Jan 2, 1971 Pauley Pavilion L 82 106 12,543
 Mar 14, 1974 McKale Center 3ot NCAA L 100 111 13,314

UTAH 1-1

Dec 20, 1955 Memorial Coliseum UKIT W 77 73 ---
 Dec 29, 1958 MSG ECAC L 70 79 13,746

UTAH STATE 1-0

Dec 21, 1957 UD Fieldhouse W 66 47 5,808

VALPARAISO 0-1

1920-21 unknown L 17 38 ---

VANDERBILT 0-4

Dec 21, 1991 Memorial Gymnasium L 64 84 9,013
 Dec 5, 1992 UD Arena L 53 75 11,341
 Dec 29, 2004 Memorial Gymnasium L 74 90 9,311
 Dec 30, 2005 UD Arena L 60 63 13,162

VERMONT 1-0

Feb 4, 1984 UD Arena W 81 53 12,112

VILLANOVA 5-4

Feb 24, 1953 The Palestra L 70 80 ---
 Jan 30, 1954 UD Fieldhouse W 75 65 5,808
 Jan 8, 1955 The Palestra W 59 52 ---
 Jan 18, 1956 UD Fieldhouse W 71 50 5,808
 Feb 8, 1957 The Palestra W 102 70 ---
 Dec 26, 1963 MSG ECAC L 73 77 15,451
 Mar 15, 1985 UD Arena NCAA L 49 51 13,260
 Nov 24, 2001 Pavilion L 57 59 6,500
 Dec 22, 2003 UD Arena W 80 78 12,375

VIRGINIA 0-2

Feb 16, 1987 UD Arena L 67 74 11,294
 Dec 9, 1987 University Hall L 50 69 6,803

VIRGINIA COMMONWEALTH (VCU) 3-0

Feb 2, 1974 UD Arena W 76 60 11,538
 Dec 30, 1991 UD Arena W 84 56 12,429
 Dec 22, 1993 UD Arena W 85 73 10,224

VIRGINIA MILITARY (VMI) 3-0

Feb 2, 1974 UD Arena W 76 60 11,538
 Dec 30, 1991 UD Arena W 84 56 12,429
 Dec 22, 1993 UD Arena W 85 73 10,224

VIRGINIA TECH 5-8

Jan 27, 1960 UD Fieldhouse W 77 59 5,808
 Mar 18, 1967 McGaw Hall of NCAA W 71 66 7,419
 Dec 17, 1976 UD Arena UDIT L 75 76 11,569
 Jan 18, 1996 Cassell Coliseum L 62 63 9,134
 Mar 2, 1996 UD Arena L 54 73 13,258
 Feb 1, 1997 Cassell Coliseum L 52 59 5,623
 Feb 15, 1997 UD Arena W 59 54 10,863
 Jan 15, 1998 UD Arena W 85 60 11,875
 Feb 18, 1998 Cassell Coliseum L 53 54 3,819
 Jan 21, 1999 UD Arena of L 64 73 11,661
 Feb 20, 1999 Cassell Coliseum L 55 58 4,809
 Jan 9, 2000 UD Arena W 62 59 12,813
 Mar 4, 2000 Cassell Coliseum L 52 64 5,513

WAGNER 1-0

Dec 6, 2003 UD Arena W 67 65 12,662

WAKE FOREST 1-2

Feb 28, 1959 Memorial Coliseum L 57 66 ---
 Dec 29, 1959 Reynolds Coliseum DC L 50 61 ---
 Jan 30, 1960 UD Fieldhouse W 62 45 5,808

WASHINGTON 1-0

Mar 23, 1984 Pauley Pavilion NCAA W 64 58 12,564

WASHINGTON STATE 1-0

Dec 20, 1975 UD Arena UDIT W 91 81 10,513

WEST VIRGINIA 2-1

Dec 19, 1964 Memorial Coliseum UKIT W 71 67 11,800
 Mar 16, 1968 MSG NIT W 87 68 16,127
 Nov 30, 1997 Caguas Municipal SJS L 74 96 203

WESTERN CAROLINA 1-0

Dec 16, 2006 UD Arena W 66 55 12,354

WESTERN ILLINOIS 0-2

Dec 18, 1993 UD Arena L 82 90 9,697
 Nov 30, 1994 UD Arena L 70 77 10,365

WESTERN KENTUCKY 14-14

Jan 21, 1980 UD Arena W 74 70 9,361
 Feb 4, 1953 Western Fieldhouse L 77 88 ---
 Jan 13, 1954 UD Fieldhouse 3ot L 75 79 ---
 Jan 19, 1955 UD Fieldhouse W 91 73 5,808
 Feb 1, 1955 Western Fieldhouse W 73 67 ---
 Jan 22, 1966 UD Fieldhouse W 77 57 5,808
 Mar 12, 1966 Iowa Field House NCAA L 68 82 13,500
 Mar 11, 1967 Memorial Col. of NCAA W 69 67 11,500
 Jan 17, 1968 E.A. Diddle Arena of L 74 75 9,122
 Jan 20, 1969 UD Fieldhouse L 65 70 5,882
 Feb 23, 1970 E.A. Diddle Arena L 63 76 12,352
 Feb 8, 1971 UD Arena W 63 60 12,815
 Feb 7, 1972 E.A. Diddle Arena L 74 76 10,056
 Feb 6, 1973 UD Arena W 85 78 11,791
 Feb 4, 1974 E.A. Diddle Arena L 83 87 7,500

Feb 3, 1975 UD Arena of W 86 84 10,148
 Feb 9, 1976 E.A. Diddle Arena W 93 82 8,400
 Dec 4, 1976 UD Arena W 92 69 11,424
 Jan 25, 1978 E.A. Diddle Arena W 80 72 7,100
 Jan 24, 1979 UD Arena L 72 78 11,035
 Jan 21, 1980 UD Arena L 65 71 9,200
 Jan 25, 1982 E.A. Diddle Arena L 57 65 4,400
 Dec 21, 1982 UD Arena L 58 68 9,560
 Jan 25, 1984 E.A. Diddle Arena W 71 68 6,000
 Jan 15, 1985 UD Arena W 53 51 10,276
 Jan 22, 1986 E.A. Diddle Arena L 62 64 7,300
 Mar 3, 1987 UD Arena L 72 78 10,835
 Feb 24, 1988 E.A. Diddle Arena of W 82 81 3,700

WESTERN MICHIGAN 1-0

Feb 12, 1972 UD Arena W 85 80 12,423

WICHITA STATE 2-0

1941-42 unknown W 42 19 ---
 Mar 15, 1962 MSG NIT W 79 71 13,895

WINTHROP 1-0

Dec 4, 1999 UD Arena W 76 49 11,606

WISCONSIN 0-1

Dec 28, 1961 MSG ECAC L 93 105 15,238

WISCONSIN-MILWAUKEE 1-0

Dec 27, 1994 UD Arena W 84 70 10,461

WOFFORD 1-0

Dec 29, 2003 UD Arena W 81 64 13,177

WRIGHT STATE 5-3

Mar 5, 1988 UD Arena W 89 71 13,511
 Jan 6, 1990 UD Arena L 99 101 13,511
 Dec 11, 1993 UD Arena W 83 56 13,505
 Jan 8, 1994 Nutter Center L 65 77 10,803
 Dec 10, 1994 Nutter Center L 53 74 9,281
 Dec 9, 1995 UD Arena W 98 80 12,972
 Jan 9, 1997 Nutter Center W 72 63 9,892
 Dec 13, 1997 UD Arena W 94 63 11,657

WYOMING 1-1

Jan 3, 2004 Arena-Auditorium L 59 61 7,544
 Dec 7, 2004 UD Arena W 62 57 12,135

XAVIER SERIES ON NEXT PAGE

YALE 3-0

Jan 3, 1981 UD Arena W 79 69 10,521
 Dec 29, 1983 UD Arena UDIT W 78 57 10,058
 Nov 21, 2006 UD Arena W 73 62 12,028

YOUNGSTOWN STATE 5-4

1940-41 unknown L 40 53 ---
 1941-42 unknown L 35 44 ---
 1946-47 unknown L 36 53 ---
 1946-47 unknown W 55 54 ---
 Dec 13, 1948 Fairgrounds Coliseum W 50 43 ---
 Feb 5, 1950 Fairgrounds Coliseum W 74 61 ---
 Feb 5, 1951 South High L 73 76 ---
 Jan 10, 1977 UD Arena W 83 59 11,187
 Dec 12, 1983 UD Arena W 73 64 8,316

Key

A10.....Atlantic 10 Conference Tournament
 BB.....Boilermaker Blockbuster, Indianapolis, Ind.
 BGT.....Bluegrass Tournament
 CCC.....Chaminade Christmas Classic, Maui, Hawaii
 CoSIDA.....CoSIDA Classic, Albuquerque, N.M.
 DC.....Dixie Classic, Raleigh, N.C.
 ECAC.....ECAC Holiday Festival, New York, N.Y.
 GAS.....Great Alaska Shootout
 GMW.....Great Midwest Conference Tournament
 HTT.....Hawaii Tipoff Tournament
 LVHC.....Las Vegas Holiday Classic
 MAUI.....Maui Invitational
 MCC.....Midwestern Collegiate Conference Tournament
 MLC.....Merrill Lynch Classic, UD Arena
 NCAA.....NCAA Tournament
 NIT.....National Invitation Tournament
 OCT.....Ohio Catholic Tournament
 R&R.....Rock & Roll Shootout, Cleveland, Ohio
 SBT.....Sugar Bowl Tournament, New Orleans, La.
 SJS.....San Juan Shootout, San Juan, Puerto Rico
 UAC.....United Airline Classic, Honolulu, Hawaii
 UDIT.....University of Dayton Invitational, UD Arena
 UKIT.....University of Kentucky Invitational, Lexington, Ky.
 MSG.....Madison Square Garden, New York, N.Y.

THIS IS UD | BASKETBALL STAFF | 2007-08 UD FLYERS | 2006-07 YEAR IN REVIEW | OPPONENTS | UD ARENA | HISTORY | SERIES | UNIVERSITY | MEDIA





THE DAYTON-XAVIER SERIES


2007 DAYTON BASKETBALL

THE DAYTON FLYERS AND THE XAVIER MUSKETEERS HAVE MET 144 TIMES, THE MOST GAMES BETWEEN UD AND ANY OPPONENT. LIKEWISE, NO OTHER SCHOOL HAS PLAYED XAVIER MORE THAN THE DAYTON.

The Rivalry Continues...



Beginning in 1981, the Flyers and Musketeers began playing for the Blackburn-McCafferty Trophy in regular season meetings. Each school retains a trophy, which is updated annually with the results of each game. In each regular-season game a most valuable player award is presented by the media's choice for the game's top performer. UD's Marques Bennett was named the Blackburn-McCafferty MVP for the Feb. 19, 2004 game -- a 59-55 UD win.




XAVIER (80-64)					
Date	Location	Key	UD	XU	Att
Feb 20, 1920	Dayton		W 24	18	---
1920-21	Xavier		L 18	21	---
1921-22	Xavier		L 13	27	---
1921-22	Dayton		W 14	10	---
1928-29	Xavier		L 12	18	---
1928-29	Dayton		L 25	26	---
1929-30	Xavier		W 20	19	---
1929-30	Dayton		L 18	29	---
1930-31	Dayton		L 10	33	---
1930-31	Xavier		L 19	40	---
1931-32	Dayton		L 10	20	---
1931-32	Xavier		L 12	46	---
Jan 16, 1940	Dayton		W 44	29	---
Feb 14, 1940	Xavier		L 27	34	---
1940-41	Xavier		L 30	54	---
1940-41	Xavier		L 35	37	---
1941-42	Xavier		L 42	58	---
1941-42	Dayton		W 46	32	---
1942-43	Xavier		L 39	61	---
1942-43	Dayton		W 51	28	---
1945-46	Xavier		L 41	48	---
1945-46	Dayton		W 47	33	---
Jan 4, 1947	Dayton		W 35	34	---
Feb 13, 1947	Xavier		L 55	75	---
Feb 10, 1948	Fairgrounds Coliseum		L 52	72	2,400
Feb 24, 1948	Schmidt Fieldhouse		L 32	57	3,000
Feb 15, 1949	Fairgrounds Coliseum		L 48	66	2,500
Feb 27, 1949	Schmidt Fieldhouse		L 44	49	---
Jan 22, 1950	Schmidt Fieldhouse		W 65	55	4,500
Feb 12, 1950	Fairgrounds Coliseum		W 59	42	3,500
Mar 2, 1950	Cleveland Arena	OCT	W 59	51	1,114
Feb 11, 1951	Schmidt Fieldhouse		W 63	57	4,800
Mar 3, 1951	UD Fieldhouse		W 77	53	5,808
Jan 27, 1952	UD Fieldhouse		W 67	60	5,808
Feb 24, 1952	Cincinnati Gardens		W 82	80	12,020
Jan 18, 1953	Cincinnati Gardens		L 68	70	3,876
Feb 22, 1953	UD Fieldhouse		W 81	63	5,808
Jan 24, 1954	UD Fieldhouse		W 66	58	5,808
Feb 21, 1954	Cincinnati Gardens		W 81	63	7,746
Jan 30, 1955	Cincinnati Gardens		W 91	80	10,541
Feb 20, 1955	UD Fieldhouse		W 71	60	5,808
Jan 21, 1956	UD Fieldhouse		W 81	73	5,808
Feb 19, 1956	Cincinnati Gardens		W 85	75	14,284
Mar 20, 1956	Madison Square Garden		W 72	68	11,231
Jan 13, 1957	Cincinnati Gardens		W 61	59	7,130
Feb 20, 1957	UD Fieldhouse		L 65	68	5,808
Jan 29, 1958	UD Fieldhouse		W 74	59	5,808
Feb 16, 1958	Cincinnati Gardens		W 64	58	5,291
Mar 22, 1958	Madison Square Garden	at NIT	L 74	78	12,020
Jan 14, 1959	UD Fieldhouse		W 60	56	5,808
Mar 8, 1959	Cincinnati Gardens		L 69	71	5,491
Jan 6, 1960	UD Fieldhouse		W 54	51	5,808
Feb 24, 1960	Cincinnati Gardens		W 91	82	5,298
Jan 28, 1961	Cincinnati Gardens		W 87	64	4,491
Feb 22, 1961	UD Fieldhouse		W 94	71	5,808
Jan 3, 1962	UD Fieldhouse		W 64	48	5,808
Feb 7, 1962	Cincinnati Gardens		L 71	72	4,266
Jan 3, 1963	Cincinnati Gardens		W 69	64	2,163
Feb 6, 1963	UD Fieldhouse		W 79	63	5,808
Jan 4, 1964	UD Fieldhouse		L 94	103	5,808
Feb 1, 1964	Schmidt Fieldhouse		L 81	82	5,488
Jan 4, 1965	Schmidt Fieldhouse		W 83	79	4,809
Feb 3, 1965	UD Fieldhouse		W 112	81	5,808
Jan 3, 1966	UD Fieldhouse		W 105	79	5,808
Feb 9, 1966	Schmidt Fieldhouse		W 76	73	3,600
Jan 4, 1967	Schmidt Fieldhouse		W 75	72	4,802
Feb 8, 1967	UD Fieldhouse		W 70	66	5,882
Jan 3, 1968	Schmidt Fieldhouse		W 83	80	3,765
Feb 7, 1968	UD Fieldhouse		W 64	56	5,882
Jan 4, 1969	Schmidt Fieldhouse		L 55	59	3,881
Jan 27, 1969	UD Fieldhouse		W 72	64	5,882
Jan 3, 1970	Schmidt Fieldhouse		W 94	76	3,118
Feb 4, 1970	UD Arena		W 90	78	12,542

Date	Location	Key	UD	XU	Att
Feb 15, 1971	UD Arena		W 70	50	13,274
Feb 27, 1971	Schmidt Fieldhouse		W 82	76	4,381
Dec 11, 1971	UD Arena		W 69	66	13,127
Feb 5, 1972	Schmidt Fieldhouse		L 66	77	4,488
Jan 6, 1973	Cincinnati Gardens		W 98	82	1,235
Mar 3, 1973	UD Arena		W 87	81	12,348
Jan 9, 1974	Schmidt Fieldhouse		W 62	52	3,375
Feb 23, 1974	UD Arena		W 86	55	11,702
Dec 7, 1974	UD Arena		W 75	66	12,237
Feb 19, 1975	Schmidt Fieldhouse		W 78	67	2,315
Jan 3, 1976	UD Arena		W 80	71	11,803
Feb 28, 1976	Schmidt Fieldhouse		W 77	75	3,800
Jan 8, 1977	UD Arena		W 75	59	12,318
Mar 3, 1977	Schmidt Fieldhouse		W 86	48	3,000
Jan 7, 1978	Schmidt Fieldhouse		L 56	58	3,800
Feb 28, 1978	UD Arena		W 90	62	10,675
Dec 30, 1978	UD Arena		W 67	66	13,152
Feb 10, 1979	Schmidt Fieldhouse		W 75	54	4,200
Jan 19, 1980	Schmidt Fieldhouse		L 59	73	3,300
Feb 26, 1980	UD Arena		W 73	60	9,676

Date	Location	UD	XU	Att	Blackburn-McCafferty MVP
Jan 10, 1981	Riverfront Coliseum	W 74	72	9,630	Mike Karieski, Dayton
Feb 22, 1981	UD Arena	W 73	64	11,384	Mike Karieski, Dayton
Dec 12, 1981	UD Arena	at W 62	61	9,630	Kevin Conrad, Dayton
Dec 11, 1982	UD Arena	W 63	53	10,412	Roosevelt Chapman, Dayton
Feb 29, 1984	Cincinnati Gardens	L 61	72	6,429	Victor Fleming, Xavier
Mar 3, 1985	UD Arena	W 66	56	13,243	Anthony Grant, Dayton
Feb 25, 1986	Cincinnati Gardens	L 78	93	9,211	Walt McBride, Xavier
Dec 27, 1986	UD Arena	W 69	65	12,461	Anthony Corbett, Dayton
Feb 27, 1988	Cincinnati Gardens	L 73	86	9,123	Stan Kimbrough, Xavier
Feb 4, 1989	UD Arena	L 78	82	13,511	Stan Kimbrough, Xavier
Mar 4, 1989	Cincinnati Gardens	L 78	83	5,477	Noland Robinson, Dayton
Feb 3, 1990	Cincinnati Gardens	L 81	88	10,043	Jamal Walker, Xavier
Mar 3, 1990	UD Arena	W 111	108	13,511	Negale Knight, Dayton
Mar 10, 1990	UD Arena	MCC W 98	89	13,202	(not awarded for postseason games)
Feb 17, 1991	UD Arena	W 83	79	13,511	Chip Jones, Dayton
Mar 2, 1991	Cincinnati Gardens	L 79	102	10,196	Jamal Walker, Xavier
Mar 8, 1991	UD Arena	MCC L 71	90	12,213	(not awarded for postseason games)
Jan 21, 1992	Cincinnati Gardens	L 69	77	9,439	Aaron Williams, Xavier
Feb 29, 1992	UD Arena	L 56	72	13,511	Jamie Gladden, Xavier
Jan 16, 1993	UD Arena	L 58	85	12,553	Brian Grant, Xavier
Feb 13, 1993	Cincinnati Gardens	L 46	53	8,114	Mark Poynter, Xavier
Jan 12, 1994	Cincinnati Gardens	L 46	57	7,415	Steve Gentry, Xavier
Jan 29, 1994	UD Arena	L 62	88	10,265	Jeff Massey, Xavier
Dec 19, 1994	Cincinnati Gardens	L 73	99	10,306	Larry Sykes, Xavier
Jan 27, 1996	UD Arena	W 61	55	12,896	Rodney Horton, Dayton
Feb 20, 1996	Cincinnati Gardens	L 95	102	8,540	Gary Lumpkin, Xavier
Jan 7, 1997	UD Arena	W 98	91	11,927	Darnell Hoskins, Dayton
Feb 12, 1997	Cincinnati Gardens	L 53	79	10,008	Torrave Bragg, Xavier
Jan 24, 1998	UD Arena	W 93	82	13,521	Ryan Perryman, Dayton
Mar 1, 1998	Cincinnati Gardens	L 84	89	10,100	Torrave Bragg, Xavier
Jan 30, 1999	UD Arena	W 91	86	13,521	Coby Turner, Dayton
Feb 24, 1999	Cincinnati Gardens	L 62	90	10,100	Lenny Brown, Xavier
Jan 11, 2000	UD Arena	W 76	72	13,553	David Morris, Dayton
Feb 2, 2000	Cincinnati Gardens	at L 64	65	10,100	Alvin Brown, Xavier
Jan 30, 2001	Cintas Center	L 72	82	10,250	David West, Xavier
Mar 4, 2001	UD Arena	W 65	62	13,553	Yuantia Holland, Dayton
Jan 5, 2002	UD Arena	L 59	66	13,553	Romain Sato, Xavier
Jan 26, 2002	Cintas Center	L 59	75	10,250	Lionel Chalmers, Xavier
Mar 8, 2002	Spectrum	A10 L 59	66	10,111	(not awarded for postseason games)
Feb 8, 2003	Cintas Center	L 77	85	10,250	David West, Xavier
Feb 22, 2003	UD Arena	L 72	73	13,409	David West, Xavier
Jan 31, 2004	UD Arena	W 74	67	13,409	Ramad Marshall, Dayton
Feb 21, 2004	Cintas Center	L 60	67	10,250	Lionel Chalmers, Xavier
Mar 13, 2004	UD Arena	A10 L 49	58	13,133	(not awarded for postseason games)
Feb 19, 2005	UD Arena	W 59	55	13,409	Marques Bennett, Dayton
Mar 5, 2005	Cintas Center	L 65	74	10,250	Will Caudle, Xavier
Jan 28, 2006	Cintas Center	L 55	60	10,250	Brian Thornton, Xavier
Feb 21, 2006	UD Arena	W 66	62	13,092	Norman Plummer, Dayton
Jan 27, 2007	Cintas Center	L 67	83	10,250	Justin Doellman, Xavier
Feb 24, 2007	UD Arena	L 67	75	13,435	Drew Lavender, Xavier
Mar 8, 2007	Boardwalk Hall	A-10 L 51	72	4,762	N/A

Key:
 A10 - Atlantic 10 Conference Tournament
 MCC - Midwestern Collegiate Conference Tournament
 NIT - National Invitation Tournament
 OCT - Ohio Catholic Tournament

THE UNIVERSITY



UD

The University of Dayton



FIRST CLASS ACADEMICS

UD is full of career possibilities. UD offers more than 70 academic programs in arts and sciences, business administration, education and allied professions, engineering and law. The University provides graduate programs in Catholic theology, educational leadership, engineering, electro-optics, biology and business, among others. Latest figures show that 100 percent of Davis Center for Portfolio Management graduates are employed at graduation, 99 percent of engineering students land a job within six months of graduation or are admitted to grad school, and UD students planning on attending medical or dental schools had an 84 percent acceptance rate.



UD means business and is among the "most entrepreneurial campuses" listed by The Princeton Review and Forbes.com. UD's undergraduate entrepreneurship program ranks fifth in the nation, according to Entrepreneur magazine. The RISE (Redefining Investment Strategy Education) Forum has brought Wall Street's brightest minds, including current Federal Reserve Chairman Ben Bernanke, to campus to discuss issues facing tomorrow's leaders in the financial services industry. The audience has included 1,700 students and faculty from around the world. Students in the Davis Center for Portfolio Management manage \$6 million of UD's endowment, one of the largest undergraduate funds in the nation.



UD is finding solutions to the world's problems. Undergraduate and graduate students have the opportunity to work closely with faculty on projects, including world-class research initiatives. The University has achieved a remarkable research record, thanks in large part to the University of Dayton Research Institute. UDRI, the largest non-medical research facility on a Catholic university campus, attracted a record \$70 million in sponsored research in fiscal year 2006 and ranks second in the nation in the amount of materials research performed annually, according to the National Science Foundation.





FOURTH IN ALUMNI GIVING AMONG CATHOLIC UNIVERSITIES

UD's alumni lead lives of leadership and service - and support their alma mater. The average alumni giving rate is fourth among Catholic national universities, behind Notre Dame, Georgetown and Boston College.

UD distinguished alumni include:

- Charles Pedersen '26**, Nobel Prize winner
- Joseph Desch '29**, builder of code-breaking machine that helped bring World War II to an end
- Erma Bombeck '49**, columnist, humor writer, chronicler of American family life
- Rita Rapp '50**, NASA scientist, developer of space food
- Chuck Noll '53**, holder of four Super Bowl rings as coach of the Pittsburgh Steelers
- Richard Finan '54**, former president, Ohio State Senate
- Colombe Nicholas '64**, Internet consultant and former CEO of Anne Klein Co. and former president and COO of Giorgio Armani Fashion Corp.
- Dan Patrick '79**, award-winning broadcaster
- Bob Schaffer '84**, former three-term U.S. Congressman from Colorado
- Jon Gruden '86**, head coach of the Tampa Bay Buccaneers



UD Athletics

FANTASTIC FACILITIES

Arena Sports Complex Baseball – Softball – Track & Field – Football

Located adjacent to the UD Arena, the state-of-the-art UD Arena Sports Complex includes the \$4 million Time Warner Cable Stadium for baseball, the UD Softball Stadium, the Jerry Von Mohr Practice Field and the new Courtyard by Marriott -University of Dayton.



Baujan Field Soccer

The home of Flyer soccer features a state-of-the-art grass playing surface and terraced seating, to make it one of the nation's most unique soccer venues. Women's soccer annually ranks among the NCAA leaders in attendance.



Frericks Center Volleyball

The third-largest volleyball-only venue in the NCAA, the Frericks Center features a Sport Court surface and seating for 5,000. An extensive seating renovation and environmental graphics package was completed during the summer of 2004. The facility is named for the late Thomas J. Frericks, the Flyers' longtime Director of Athletics, and was the former home of Dayton basketball. Volleyball consistently leads the Atlantic 10 in attendance.



NCR Country Club Golf (NCR South Course)

NCR's South Course has hosted the 1969 PGA Championship (won by Raymond Floyd), the 1986 U.S. Women's Open (won by Jane Geddes) and the 2005 U.S. Senior Open (won by Allen Doyle). NCR Country Club also hosts numerous local and regional PGA events and played host to the 2003 Atlantic 10 Men's Golf Championship.

Welcome Stadium Football

Located adjacent to the UD Arena, the 11,000-seat Welcome Stadium features a video replay scoreboard, lights and field turf. The Flyers have won nearly 85 percent of their games at Welcome Stadium.



Time Warner Cable Stadium Baseball

Part of the UD Arena Sports Complex, Time Warner Cable Stadium is a \$4 million home to UD Baseball. The stadium features covered chair-back seating, a press box, concessions and restrooms. Located down the right field line is an indoor hitting cage, which also includes locker rooms. The playing surface is a natural grass field with state-of-the-art drainage and irrigation.



**UD Arena
Basketball**

The crown jewel of UD's superb athletic facilities, the UD Arena is regarded as one of the nation's best college venues. A regular stop for the NCAA Tournament, UD Arena has hosted a total of 84 NCAA post season games since opening in 1969 – the third most among active venues and fourth-most all-time. UD will host the 2010 NCAA Women's Regional, 2009 NCAA Men's First and Second Rounds, and the NCAA Men's Opening Round games through 2010. The Flyer men and women both led the Atlantic 10 Conference in attendance during the 2006-'07 season.



**Athletic Practice Facility (APC)
Flyers Indoor Practice Facility**

The newly renovated Athletic Practice Facility provides quality indoor practice space for the basketball, football, track & field, tennis, soccer, baseball and softball teams. The refurbished facility opened in January 2007, benefiting more than 350 Flyers student-athletes. By adding the additional practice space, UD teams gain flexibility to train and practice. The improved facilities will decrease injuries, lessen travel time for student-athletes and serve as a great recruiting tool for Dayton. It enables the Flyers to simultaneously enhance the student-athlete experience and competitive performance.



The Donoher Basketball Center

The University of Dayton dedicated its state-of-the-art Donoher Basketball Center at the UD Arena on June 19, 1998. While the name gives away the fact it is a great asset for Flyer basketball (Don Donoher is the winningest men's basketball coach in UD history), it has also become the home for Flyer football.

The Center nearly doubled the amount of space previously available for the team, and includes a spacious locker room, coaches' room, training room and equipment room. As part of the cutting-edge technology included in the Center, UD utilize the cutting edge video editing equipment called Digital Sports Video.



ADMINISTRATION

DR. DANIEL J. CURRAN

UNIVERSITY PRESIDENT



Daniel J. Curran is president of the University of Dayton, recognized as a top-tier national university and one of the 10 best Catholic universities in the country. The Philadelphia native became the University of Dayton's 18th president and first lay leader on July 1, 2002.

Dr. Curran is guiding the University of Dayton through transformational times. A new master plan will shape development on a campus that now spans to the Great Miami River. A new strategic plan will focus on strengthening the school's distinctive Catholic and Marianist identity, diversifying the student body, internationalizing the curriculum, hiring nationally prominent faculty and building upon a learning-living environment that supports academic excellence.

Under Dr. Curran's leadership, the University of Dayton has enjoyed a 15 percent jump in first-year applications, record sponsored research dollars, increased national recognition — and tremendous momentum.

In the past five years, the University started new exchange programs in China, established centers of excellence in nanotechnology and fuels and combustion, opened the Science Center and Innovation Center, built a sports complex, launched the nation's first accelerated law curriculum and started a doctor of physical therapy program. In addition, UD opened the Dayton Early College Academy, a public high school on campus that prepares first-generation college students to earn a high school diploma and college credits at the same time. In the residential arena, UD constructed two facilities that combine living and learning — Marianist Hall, a residence hall with learning spaces, and ArtStreet, an imaginative housing and arts education complex in the University neighborhood. RecPlex, an ultramodern fitness and recreation complex, opened in 2006.

In addition, UD teamed with commercial developers on two ventures: University Place, a two-story mixed-use development on the corner of Brown and Stewart streets that will include graduate apartments and retail outlets, and Courtyard by the Marriott at the University of Dayton, a hotel near UD Arena. As part of Citirama 2007, the Dayton Homebuilders Association built a five-house townhouse and renovated another four houses in the student neighborhood.

Beyond the physical changes, the University of Dayton has grown in national stature under Dr. Curran's leadership. A 2006 survey ranks UD first among Catholic universities and third overall for community revitalization initiatives. UD places second nationally in the amount of materials research it performs annually, according to the National Science Foundation. In the classroom, the entrepreneurship program ranks fifth in the nation, according to Entrepreneur magazine and The Princeton Review.

As a member of the National Collegiate Athletic Association's Division I board of directors, Dr. Curran helped shape academic reforms designed to improve the graduation rate of student-athletes. He has been named to its executive committee and Division I-AA/I-AAA Presidential Advisory Group. His other national board memberships include the Higher Learning Commission, part of the North Central Association of Colleges and Schools.

In the Dayton region, he focuses on economic development and high-tech issues. He chairs the Wright Brothers Institute board and serves on nearly two dozen others, including the Dayton Development Coalition, Dayton Area Chamber of Commerce, National Composite Center and Miami Valley Research Foundation. In the state, the governor tapped him for the Ohio Aerospace and Advisory Council. The Dayton Development Coalition named Curran the Dayton region's most outstanding volunteer citizen for 2006 for his efforts in securing more than \$55 million in Ohio Third Frontier Project grants for the Miami Valley.

Colleagues praise him for his forward-thinking approach, dedication to the Marianist mission, energy, approachability and strong commitment to social justice.

A sociologist by training, Dr. Curran spent 23 years in various administrative and faculty positions at Saint Joseph's University in Philadelphia, most recently as executive vice president and vice president for academic affairs. He's a noted scholar in criminology, juvenile justice and social problems, with a deep interest in international issues.

His passion for social justice runs deep. At his presidential installation ceremony in April 2003, he noted that a Catholic university must be "a force for social change. As a community of learners and educators, we must analyze the causes of social injustice and educate professionals with a conscience."

He serves on the board of the Ohio Children's Defense Fund. In 2005, he joined University of Dayton students on a relief trip to hurricane-stricken Mississippi. In 2002, he received the Eternal Flame Award, an international award given for "exceptional contribution to the field of Holocaust education."

Most of Dr. Curran's research has focused on ways to address social inequality. His prolific scholarly record includes eight books, most of which he co-authored with his wife, Claire M. Renzetti, a sociology professor at the University of Dayton. Theories of Crime: A Reader was published in 2003 and is now available in Polish and Czech. The two are working on updated editions of Women, Men and Society: The Sociology of Gender and Social Problems: Society in Crisis. In 1993, the University of Pittsburgh Press published his Dead Laws for Dead Men, a historical analysis of coal mine health and safety legislation.

Before becoming a vice president at Saint Joseph's University, Dr. Curran served as dean of the College of Arts and Sciences for four years. He started his academic career there in 1979 with a series of faculty positions in the department of sociology, including chair from 1988 to 1992. As a professor of sociology, he has taught courses in criminology, social problems, juvenile justice and white-collar crime. Dr. Curran also served as president of the faculty senate at Saint Joseph's University.

In 1990, he served as a Fulbright Senior Scholar at the University of Melbourne in Australia. He held a concurrent professorship at Nanjing University in China.

Dr. Curran earned a Ph.D. from the University of Delaware in 1980 after receiving a master's degree from Temple University in 1978 and a bachelor's degree from Saint Joseph's University in 1973 — all in sociology. Dr. Curran and his wife, Claire, have two sons, Sean and Aidan.

TED KISSSELL

VICE-PRESIDENT DIRECTOR OF ATHLETICS



The University of Dayton Athletics Division reflects the mission of the university by using the laboratory of fields of play and arenas of competition to educate young people. The guiding principles of this mission and the division goals are under the watchful eye of Vice President/Director of Athletics, Ted Kissell.

Kissell begins his 16th year as Vice President/Director of Athletics at the University of Dayton. Only the sixth AD in school history, Kissell is charged with the oversight of 17 intercollegiate athletics programs, the University of Dayton Arena and the surrounding Arena Sports Complex.

Under Kissell's leadership, University of Dayton Athletics has been transformed into a widely-successful broad-based program. Since 1998, UD has had 24 conference championships and had 17 teams reach the post-season. In the nine years prior, the Flyers had only seven conference championships and one tournament appearance.

The progress of the men's basketball program in the last eight years toward greater national prominence has been marked by three NCAA bids, two NIT bids and an average of more than 20 wins a season. This success has provided resources that allowed the annual operating budget to grow nearly \$10 million to support Kissell's strategy of building broad-based competitive results throughout Flyer sports programs. Women's soccer has earned five NCAA tournament appearances (including a berth in the "Sweet Sixteen" in 2001) and has won eight of the last 11 A-10 regular season championships. Women's volleyball has earned three NCAA tournament appearances and has won eight A-10 titles (regular season and/or tournament). Men's soccer has won four A-10 titles. The baseball team's record for wins in a season was 25 after the 2000 campaign — since then UD has won at least 30 games four times. UD football gained nationwide attention with 29 consecutive winning seasons and taking home the 2002 NCAA Division I-AA Mid-Major National Championship.

Strong performance on the field has not come at the expense of a high level of performance in the classroom. The Flyers' combined cumulative grade point average has steadily risen during Kissell's tenure. Flyer student-athletes currently carry a cumulative GPA over 3.0 and in April 2007, the NCAA Graduation Success Rate report placed UD first in the Atlantic 10 and tied for sixth nationally of more than 325 Division I institutions for graduating its student-athletes.

UD's athletic facilities are second to none. During his 16 years, upgrading and developing better playing facilities were key components to the Kissell's overall strategy to provide strong, positive experiences and support for student-athletes. The 25-acre Arena Sports Complex is not only home to baseball, softball, track & field, but also provides a grass practice field for Flyer football. The complex serves as an attractive southern gateway to the city of Dayton. Upgrades to Baujan Field and the UD Arena during this past decade provide opportunities for exciting sporting events. The Athletics Practice Facility (formerly the Physical Activities Center) is being renovated to provide much needed indoor practice space for more than 400 Flyer student-athletes. The Collins Gymnasium now serves as the indoor practice home for all of UD's outdoor sports, and the conversion of the Lackner Natatorium to a dedicated basketball-only practice facility will be completed by the 2007-08 academic year. The new and upgraded facilities have been accomplished through effective fundraising. Under Kissell's leadership, the Athletics Division has raised over \$30 million for capital projects since 2000.

The Arena upgrades have kept it one of the best places to watch an NCAA tournament game. The 75 NCAA games held at UD Arena rank it third among sites for the men's tournament. Since Kissell came to UD, the Arena has hosted 31 NCAA men's games, three women's regionals and the two most successful Atlantic 10 basketball tournaments in league history.

A native of Chicago, Kissell holds two history degrees - a B.A. from Elmhurst College in 1969 and an M.A. from Northern Illinois University in 1972. Ted's family includes his wife Deanna, four children - Ted Jr., Jennifer, Sarah and Katie, and three grandsons: Teo, Gabriel, and Jack.

TIM WABLER

ASSOCIATE VICE PRESIDENT FOR ATHLETICS



A former Flyer student-athlete himself, Tim Wabler joined the University of Dayton Athletics Division as an administrator in 1993. As UD's Associate Vice-President for Athletics, Wabler's primary duties include the administration of all of UD's sports programs and support services.

In the last decade Wabler has been part of the Dayton Athletics Division, the Flyers have experienced significantly improved competitive success. In the last ten years, UD has had 24 conference championships and 17 teams reach the post-season. In the nine years prior to that, the Flyers only had seven conference championships and one tournament appearance.

As success on the field has improved, UD student-athletes have also performed in the classroom. The Flyers' combined cumulative grade point average has risen to be above 3.0. UD has had 27 Academic All-Americans in the last six years. Only Nebraska, Rensselaer Poly and Rice had more. The Flyers had three Arthur Ashe Scholar-Athletes in 2005-06, the most in school history. Dayton is consistently among the league leaders in placing student-athletes on the Atlantic 10 Commissioner's Honor Roll, even though the Flyers participate in fewer A-10 sports than all but one school. UD had the most players on the PFL Academic Honor Roll for the sixth straight year in 2006.

Wabler managed the implementation of a gender equity plan that provides men and women student-athletes with equitable opportunities in line with the university's general population. A U.S. News & World Report ranks UD in the top 15 in Division I gender equity. Additionally, the Athletics Division has worked with the University to implement an aggressive program to increase minority opportunities for student-athletes.

Wabler is overseeing the Athletics' Division efforts to provide top-notch facilities for the next generation of Flyer student-athletes with the creation of the Arena Sports Complex. Development of the Arena Sports Complex began with a \$13 million renovation to the University of Dayton Arena, completed in 2002. Since then, the University has added a running track, the Jerry Van Mohr Football Practice Field, Time Warner Cable Stadium for baseball and a new softball stadium. The most recent addition was the Courtyard by Marriott at the University of Dayton that opened during the 2006-07 school year.

UD's on-campus venues – Baujan Field, the Frericks Center, and locker rooms for teams that call those places home -- have also benefited from the initiative. The latest step forward on campus is the renovation of the Athletics Practice Facility (formerly the Physical Activities Center) to provide much needed indoor practice space for more than 400 Flyer student-athletes. The Collins Gymnasium now serves as the indoor practice home for all of UD's outdoor sports, and the conversion of the Lackner Natatorium to a dedicated basketball-only practice facility will be completed by the 2007-08 academic year.

Including the Arena Seating Plan, gifts to Athletics total over \$4.5 million annually. Wabler, a Dayton native, is in charge of all coaches' contracts for the Athletics Division, and manages radio and TV agreements. Wabler is also the administrator who oversees UD's athletic fund-raising efforts and long-term finances. Radio and television agreements have been expanded to increase exposure for Flyer athletics.

Wabler has been actively involved in numerous A-10 Conference committees, including the Championships Review Committee, Baseball Committee and Soccer Committee.

His committee work also extends to service to the University community. He currently serves on UD's Campus Master Planning Committee, and has been a past member of UD's Committee on Diversity in Community and Resource Allocation Steering Committee. Wabler is also an NCAA Peer Reviewer and a member of the Greater Dayton YMCA's Board of Trustees.

A 1974 graduate of UD's School of Business Administration, Wabler has also completed the Sports Management Institute Executive Program. A former member of UD's Athletic Board, Wabler was a four-year letterwinner and three-time Pitcher of the Year for UD. He served as team captain as a senior. Tim and his wife Arlene have two daughters, Sarah and Leigh Anne.

DAWN MAMULA

**ASSISTANT DIRECTOR OF ATHLETICS
SENIOR WOMAN ADMINISTRATOR**



A part of University of Dayton athletics since 2000, Dawn Mamula was named UD's Senior Woman Administrator in the summer of 2007. Mamula brings external and internal administrative experiences, as well as those of a student-athlete and coach to the role of SWA.

Her first position with the Flyers was as the Director of Ticketing Services at the University of Dayton Arena. After two years at the Arena, she moved into athletic administration where she manages the division's finances as well as athletics communications. Since then, her duties have expanded to include serving as the sport program administrator for women's soccer and softball and oversight of academic affairs, as well as student-athlete welfare issues and the student-athlete life skills program.

A three-sport athlete in high school, the New Philadelphia, Ohio native played two seasons of collegiate tennis at Otterbein College before injuries ended her career. She was a member of two Ohio Athletic Conference championship teams, and was an OAC champion and runner-up at #2 singles and #1 doubles. She was first team all-conference in both of her seasons at Otterbein.

In addition to her administrative experience, Mamula was an assistant tennis coach at Otterbein before coming to UD, and also took over the Dayton women's tennis program for one season as interim head coach. She guided the Flyers to a sixth-place finish at the 2005 Atlantic 10 Championships, matching UD's second-best finish.

A 1998 graduate of Otterbein with a Bachelor's in Business Administration, Mamula earned her Master's in Sport Management from The Ohio State University in 2005. She is currently pursuing her doctorate in Sport Management at OSU where her research interests will be focused on intercollegiate athletics. In addition, Mamula is an adjunct professor in UD's Health and Sport Science department, teaching courses in sport finance.

Mamula is the chair of the Atlantic 10 Women's Soccer Committee, and a member of the A-10 Women's Tennis Committee and the A-10 Championships and Equity Committee. She is a member of the Collegiate Athletic Business Managers Association, the National Association of Collegiate Women Athletic Administrators and the College Sports Information Directors of America.

MICHAEL O'HARE

FACULTY ATHLETICS REPRESENTATIVE



Dr. Michael O'Hare, Professor of Physics and Professor of Electro-Optics, was named faculty representative to the NCAA in 1998. Dr. O'Hare has been in the Department of Physics at the University of Dayton since 1966 and served as chair of the department from 1983 to 2007. Dr. O'Hare has taught physics at all levels and has research experience in atomic, molecular, solid-state and optical physics.

He has served as a consultant and visiting scientist to the Wright-Patterson Air Force Materials Laboratory. Most recently, Dr. O'Hare was a co-principal investigator on a NASA sponsored NOVA grant to design curricula for developing scientific literacy in preservice teachers.

Dr. O'Hare's duties as faculty representative to the NCAA include: taking an active role in the institutional control of the intercollegiate athletics program; representing a faculty viewpoint and faculty oversight and advice in the administration of the athletics program; involvement in the assurance of academic integrity of the athletics program and the maintenance of the welfare of the student-athletes; and monitoring of performance of the student-athletes.

Dr. O'Hare and his late wife, Patricia, have four daughters, all of whom graduated from the University of Dayton.



Academic Services



2007 DAYTON BASKETBALL

SUPPORT SERVICES

WEEKLY MEETINGS

Academic Coordinators hold weekly meetings with student-athletes to assess how they are performing in their course work and to emphasize time management, study skills, organization, and goal setting as well as provide an opportunity to communicate athletic and/or personal issues.

ACADEMIC MONITORING

Academic coordinators closely monitor the academic progress of student athletes. In addition to freshmen midterm grades reported by the university, progress reports are issued to professors to ensure that attendance, effort and progress are maintained.

STUDY HALL

Study Hall is a structured, monitored, and quiet environment in which student-athletes have the opportunity to develop consistent and appropriate study skills. Computer and wireless access are available as well as the opportunity to meet with tutors. Coaches are notified on a regular basis regarding study hall attendance and behavior.

ADVISING

In addition to university assigned academic advisors, Academic Coordinators are assigned to specific athletic teams and are responsible for providing academic support to all student-athletes. Coordinators compliment the University's academic advisors by assisting in academic advising, counseling, and monitoring. Academic coordinators ensure that student-athletes follow NCAA, Atlantic 10 and University of Dayton guidelines.

CAMPUS COLLABORATION

Academics works closely with the LEAD office on campus to provide students with tutoring and disability support services. The intent of the tutorial program is to provide academic assistance in areas that include review of class discussion and notes, study strategies, and other information that is imperative to the respective class, while services from DSS include adaptive technology, extended test time, and note-taking.

FAST FACTS

- Since 1999, UD is one of only 10 schools who have maintained a graduation rate of at least 85 percent.
- According to the 2006 NCAA Graduation Success Rate report, UD graduated 96 percent of its student-athletes who began their careers between 1996 and 1999.
- At least one Dayton student-athlete has been named an Academic All-American for 22 straight years.
- For the fall 2006 semester, 127 student-athletes made the Dean's List and 19 earned a 4.00 GPA.

AWARDS

- **All-Academic Team**
Recognizes student-athletes who earned the highest cumulative grade point average on their respective teams.
- **4.00 Flyers Award**
Given to those who achieved a perfect grade point average during the winter or fall semesters.
- **3.50 Honorees**
Student-Athletes who have achieved a grade point average of 3.5 or above during either the fall or winter.
- **Presidential Outstanding Scholar-Athlete Award**
The Presidential Outstanding Scholar-Athlete Award is designed to be the most prestigious honor presented by the Office of Academic Services for Student-Athletes and the Office of the Provost. It serves to recognize two student-athletes, one male and one female, who have demonstrated academic excellence, qualities of leadership and service to the University of Dayton community.



Softball player Ellie Malchow was the female recipient of the 2007 Presidential Outstanding Scholar-Athlete Award.





NCAA COMPLIANCE

What is a prospective student-athlete/"prospect"?

A prospect is any student who has started classes for the ninth (9th) grade, any student who receives financial assistance or other benefits from UD and/or its athletics representative that are not normally provided to prospective students generally.

You become a "recruited prospective student-athlete" at a particular college if any coach or representative of the college's athletics interests (booster or representative) approaches you (or any member of your family) about enrolling and participating in athletics at that college. Activities by coaches or boosters that cause you to become a recruited prospective student-athlete are:

- Providing you with an official visit*
- Placing more than one telephone call to you or any other member of your family
- Visiting you or any other member of your family anywhere other than the college campus

* You may take a maximum of five "official visits" with no more than one to any single institution

NCAA Compliance - The NCAA and You

The University of Dayton is committed to the principle of institutional control in operating its athletics program in a manner that is consistent with the letter and spirit of NCAA, conference and university rules and regulations. The University's commitment is to maintain control of its athletics programs through cooperation between responsible administrators, coaches, faculty, all institutional staff members, student-athletes and representatives of the University's athletics interests.

Who are UD Athletics Representatives/Boosters*?

- Any current and former member of any UD Athletics Division fan support group
- Any contributor to UD Athletics or booster group members
- Season ticket holders
- Anyone who has helped arrange employment or employed a current or prospective student-athlete
- Anyone who has been involved, in any way, in the promotion of Flyer Athletics

*Please note: Once you become an athletics representative, you retain that identity indefinitely.

What are Extra Benefits?

An extra benefit is any special arrangement by a UD staff member or an athletics representative to provide a prospective or enrolled student-athlete or his/her family with a benefit not specifically authorized by NCAA regulations. Impermissible extra benefits would include, but are not limited to:

- Cash or loans of any amount
- Co-signing or arranging a loan
- Gifts or discounted/free services (e.g., airline tickets, merchandise, etc.)
- Rent-free or reduced-cost housing
- Employment of a student-athlete at a rate higher than wages paid for similar work
- Payment to a student-athlete for work not performed

A Message to Prospects...

To participate in varsity athletics, student-athletes must receive "qualifier" status determined by the NCAA Clearinghouse. Please visit www.NCAAClearinghouse.net for further information.

It is never too early for student-athletes to start planning for college. Call the NCAA's "Wanna Play? Know the Rule" hotline at 1-800-638-3731 to hear recorded information and order your free copy of the NCAA Guide for the College Bound Student-Athlete.

Ask Before You Act

The importance of following all NCAA rules and regulations is imperative to maintaining the integrity of the University of Dayton. We ask all alumni, current student-athletes, prospective student-athletes, their families and friends to help the University protect the athletic eligibility of our student-athletes and the reputation of the University by adhering to the rules and regulations of the NCAA and by contacting the UD Compliance Office or the NCAA with all questions.

With questions regarding the information above, contact Neil Sullivan, Coordinator for Compliance, in the UD Compliance Office at (937)-229-4861 or Neil.Sullivan@notes.udayton.edu.

Sports Medicine

SPORTS MEDICINE STAFF

At the University of Dayton, the health and well being of our student-athletes is a primary concern. We strive to prevent injuries through pre-participation physical examinations, well-designed conditioning programs, warm-ups, proper practice planning, and appropriate equipment selection. When an athletic injury occurs, our goal is to provide the best medical care possible from the initial first-aid to the follow-up care and rehabilitation.

FACILITIES

There are two Athletic Training Rooms in operation at the University of Dayton. The Arena Training Room is located in the Donohoe Basketball Center and utilized by Arena Complex teams for practices and games. The Frericks Center training room is open year round and is utilized for treatment and rehabilitation to all sports in the mornings and serves those sports that operate out of the Frericks Center in the afternoon.

STAFF

The University of Dayton Sports Medicine Staff consists of a team of Family Practice Physicians and Orthopedic Consultants and four full-time and two graduate assistant certified and licensed Athletic Trainers. In particular instances the Head Team Physician may refer athletes to other physicians or specialists. However, the Head Team Physician supervises the status of all athletes referred to other physicians or specialists and has the final authority with regard to all medical disqualifications, treatment, and return to play. Referrals to specialists will be made through the Team Physicians or Athletic Trainers only.

Trained personnel are present at all athletic contests and, where possible, at all practices to insure prompt medical attention. The Sports Medicine Staff works closely with the coaching staff to keep them informed regarding the medical status of the athletes.



SEAN CONVERY, M.D.
HEAD PHYSICIAN

Dr. Sean Convery is in his seventh year heading up Dayton's medical staff. Convery's primary full-time position is serving as the medical director of The Sports Medicine Center at Miami Valley Hospital in Dayton. In addition, he is a faculty member in the Family Practice Residency Program at Miami Valley Hospital; associate clinical professor in the Department of Family Practice at Wright State University School of Medicine; school physician for the Kettering City School District; and team physician at Kettering Fairmont High School.

Convery is past president of the Miami Valley Academy of Family Practice and serves as Montgomery County Medical Association delegate to the Ohio State Medical Association. He is a member of the American College of Sports Medicine and a charter member of the American Medical Society for Sports Medicine. Convery is active within the Dayton community, having been involved as a volunteer physician for the Nike Tour, Jingle Bell Run for Arthritis, Dayton River Corridor Classic and Special Olympics.

A 1977 summa cum laude graduate of the University of Steubenville in Steubenville, Ohio, Convery holds a Bachelor of Arts in chemistry. He is a 1981 graduate of the Wright State University School of Medicine. He is a board certified family practice physician with additional certification in sports medicine.

A Philadelphia native, Convery currently resides in Centerville.



UNIVERSITY OF DAYTON SPORTS MEDICINE

BACK ROW (L TO R): Dr. Tim Quinn, M.D., Dr. Sean Convery, M.D., Dr. Mike Barrow, M.D., Dr. Dusty Rhodes, D.O., Dr. Jim Klosterman, M.D., Assistant Athletics Trainer Kaname Yamaguchi

FRONT ROW (L TO R): Head Athletics Trainer Steve Foster, Graduate Athletics Trainer Jessica Stanley, Assistant Athletics Trainer Sara Thomas, Dr. Teresa Zryd, M.D., Graduate Athletics Trainer Lindsay Luti, Associate Head Athletics Trainer Nate Seymour



TIM QUINN, M.D.
ORTHOPEDIC CONSULTANT

Former Flyer football standout Dr. Tim Quinn serves his alma mater as the orthopedic consultant for UD Athletics. A 1973 graduate, Quinn has been associated with the Flyers in this capacity since 1988. He was a two-time First Team Academic All-America, and was chosen a National Football Foundation/College Football Hall of Fame Scholar-Athlete in 1972. A versatile player, he was a starter at linebacker and on the defensive line in his career. He is also a two-time winner of UD's John L. Macbeth Memorial Scholar-Athlete Award.

Quinn received his medical degree from Ohio State in 1976, and then received a fellowship to study at the International College of Surgeons in London, England. He is a Fellow of the American Academy of Orthopedic Surgeons, and a member of the Orthopedic Society for Sports Medicine and Arthroscopy Association of North America.

Quinn's father Joe played and coached football at UD, and is a member of UD's Athletic Hall of Fame. The Quinn family — Tim, his father Joe, his brother Dan and his uncle Fran — combined for 14 football letters. Dr. Quinn has been an orthopedic surgeon in Dayton since 1981.

Strength & Conditioning




STRENGTH AND CONDITIONING

State-of-the-art conditioning centers, fully-equipped training rooms and full-time professionals combine to create a program for student-athletes that give them a physical edge over the competition. Each UD team has a plan designed and administered by qualified professionals to meet the specific needs of their sport and style of play. All student-athletes perform basic strength training with a general emphasis on explosive lifts that involve as much of the body as possible. Conditioning programs are designed to prepare student-athletes for the specific metabolic demands of their sport. Core training, agility work and sport specific exercises are then incorporated into each program to prepare each student-athlete for competitive success.

The UD strength and conditioning coaches work with our sports medicine staff to help reduce the risk of injuries and to efficiently return student-athletes to competition as quickly and as safely as possible following injury. With four staff members holding the Certified Strength and Conditioning Specialist (CSCS) credential, UD stays current on the latest research to insure that our programs are among the best in the country. In addition, the UD strength and conditioning staff can provide assistance in eating strategies that will improve the health and competitiveness of UD student-athletes. The University of Dayton athletic conditioning centers, located both in the Frericks Center and the Donohoe Basketball Center, house the very latest treadmills, Nautilus equipment and free weights.



Joe Owens
Associate Director of Athletics/
Director of Athletic Performance Enhancement



Mark Thobe
Coordinator of Strength and Conditioning

ATHLETICS DIVISION DIRECTORY (Area Code 937)

Ted Kissell229-2165 Vice President/Director of Athletics	Steve Foster229-4401 Head Athletics Trainer	Debbie Seaman229-4416 Executive Assistant to Director of Athletics
Tim Wabler229-4598 Associate Vice President	Beth Flach229-2745 Academic Coordinator	Ben Seitz229-5207 Asst. Director of Marketing
Tim O'Connell229-4613 Assoc. Dir. of Athletics/ Director of UD Arena	Margaret Ganitt229-3718 Assistant Business Manager	Nate Seymour229-4437 Associate Head Athletics Trainer
Joe Owens229-2663 Assoc. Dir. of Athletics/ Dir. of Athletics Performance	Vera Gomes229-4425 Academic Coordinator	Cindy Siler229-4608 UD Arena Office Manager
Mike Kelly229-4423 Assistant Director of Athletics/Head Football Coach	Dave Harper229-2174 Director of Athletic Development	Jessica Stanley229-4437 Graduate Assistant Athletics Trainer
Ken Keck229-4457 Assistant Director of Athletics	Rocky Houck229-5885 Assistant Director of UD Arena/Concessions	Larry Staub229-4874 Operations Coordinator/Concessions
James Brothers229-2829 Assistant Director of Athletics	Doug Hauschild229-4390 Director of Sports Information/Media Relations	Jenny Storer229-4431 Asst. Director of Athletic Comm./Publications Coordinator
Dawn Mamula229-4552 Assistant Director of Athletics/Sr. Woman Administrator	Chris Kraft229-4598 Assistant for Athletics Administration	Neil Sullivan229-4861 Compliance Coordinator
Mike Bewley229-4855 M & W Basketball Strength and Conditioning Coach	Evey Landis229-4422 Athletics Secretary	Robyn Swensen229-4410 Ticket Office Assistant
Jeff Boeckman229-4655 Assistant Director of UD Arena Operations	Michael LaPlaca229-5584 Director of Multimedia	Mark Thobe229-1434 Coordinator of Strength & Conditioning
Shelley Buehrle229-4169 UD Arena Office Assistant	Lindsay Luti229-4437 Graduate Assistant Athletics Trainer	Bill Thomas229-4419 Assistant Director of Athletic Communication
Tony Caruso449-2858 Equipment Manager	Gary McCans229-4879 Premium Seating Director	Sara Thomas229-4437 Assistant Athletics Trainer
Donna Cox229-4433 Ticket Office Secretary	Ted Moraites229-4868 Event Services Manager	Sue Wheeler229-3718 Senior Secretary for Athletic Business
Mollie Cummins229-4635 UD Arena Secretary	Dick Netzley229-4557 Game Operations Coordinator	Kaname Yamaguchi229-4437 Assistant Athletics Trainer
Peggy D'Amico229-4551 Ticket Office Assistant	Tom Ryan229-3718 Business Office Assistant	
Jason Dunn229-4863 Assistant Director of Corporate Relations	Katie Scanlon229-4826 Assistant Academic Coordinator	



Welcome to Dayton

The Oregon District teams with historical buildings, antique shops, cafés, parades, a comedy club, Ohio's largest Halloween party, picnics in the park, street vendors, musicians, and a unique Rock Climbing Gym.



THE OREGON DISTRICT



THE GREENE

If you're looking for food, shopping and nightlife, The Greene has it all. Navigate the most vibrant area in Dayton filled with a wealth of attractions.

DAYTON ART INSTITUTE

The Dayton Art Institute is one of the nation's finest mid-sized art museums. The Dayton Art Institute is modeled after the Villa Farnese in Caprarola, Italy, and has a world-renowned collection of more than 10,000 works of art.





BOONSHOFT MUSEUM OF DISCOVERY

At the Boonshoft Museum of Discovery guests can visit a live animal zoo, climb a three-story tower, conduct hands-on science experiments, search for birds from the Mead Treehouse and much more.




THE UNITED STATES AIR FORCE MUSEUM

The United States Air Force Museum, the oldest and largest military and aviation museum in the country, features a fascinating collection of both modern and old-fashioned flight apparatus.

MINOR LEAGUE BASEBALL AND HOCKEY

Baseball fans are drawn to the beautiful Fifth/Third Field downtown, home of the minor leagues' Dayton Dragons, the Class-A farm team for the Cincinnati Reds and host to the 2005 and 2007 A-10 Baseball Championships. Hockey enthusiasts support the Dayton Bombers, an East Coast Hockey League team affiliate with the Columbus Blue Jackets.





Keeping You in the Game

Treating athletes of all ages.

Programs and services include; board-certified sports medicine physicians, board-certified sports physical therapists, athletic training, Sports Advantage program, and Golf Advantage program.

The center is conveniently located in the South Point Medical Building on Centerville Business Parkway in Centerville. Call Miami Valley Hospital Sports Medicine Center at (937) 208-2111 to make an appointment.



Miami Valley Hospital
Premier Health Partners

The Sports Medicine Center



Visiting Dayton

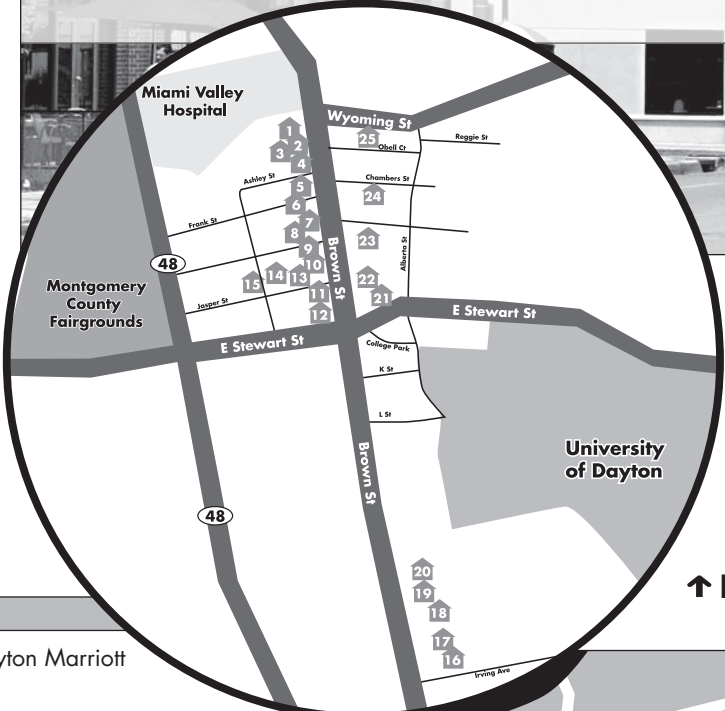


CAMPUS-AREA RESTAURANTS

- KFC..... 1
- Subway 2
- Cassano's Pizza..... 3
- Subway 4
- Moe's Southwestern Grill 5
- Burger King..... 6
- Submarine House..... 7
- Nothing But Noodles..... 8
- Jimmy Johns 9
- Penn Station 10
- Panera Bread 11
- Chipotle..... 12
- Cold Stone Creamery 13
- Walnut Hills..... 14
- Dewey's Pizza 15
- Ben & Jerry's 16
- The Pine Club 17
- Buffalo Wild Wings..... 18
- Milano's Subs & Pizza 19
- Boston Stoker..... 20
- Potbelly Sandwich Works.. 21
- Arby's..... 22
- Starbuck's 23
- Old Hickory BBQ..... 24
- Taco Bell 25

ATTRACTIONS

- Dayton Mall www.daytonmall.net
- Dayton Art Institute www.daytonartinstitute.org
- Oregon District www.oregondistrict.org
- The Greene www.thegreene.com
- Wright Patterson Air Force Base www.nationalmuseum.af.mil
- Boonshoft Museum www.boonshoftmuseum.org
- Wright Brothers Memorial www.nps.gov/daav
- Schuster Center www.schustercenter.org



LODGING

Courtyard by Marriott - UD Dayton Marriott

AIRLINE INFORMATION

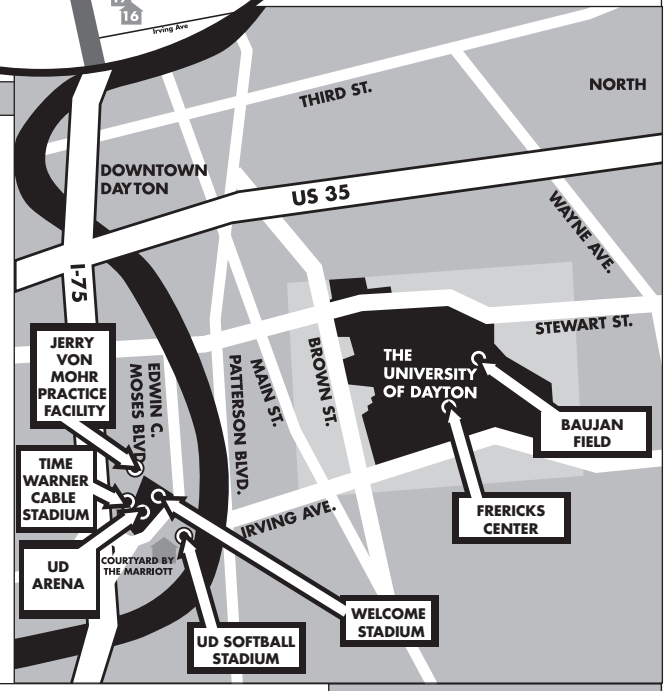
The Dayton International Airport is located 15 miles north of the University of Dayton.

Dayton International Airport
3600 Terminal Rd
Vandalia, OH 45377

Transportation from the airport is provided by most major Dayton hotels. General Airport limousine service is provided by Charter Vans, Inc. (937) 898-4043. In addition, the Yellow Cab Company is available 24 hours a day at the airport.

Automobile rental companies are also stationed in the main terminal.

Bus rentals are available through Buckeye Charters at (937) 879-3000.

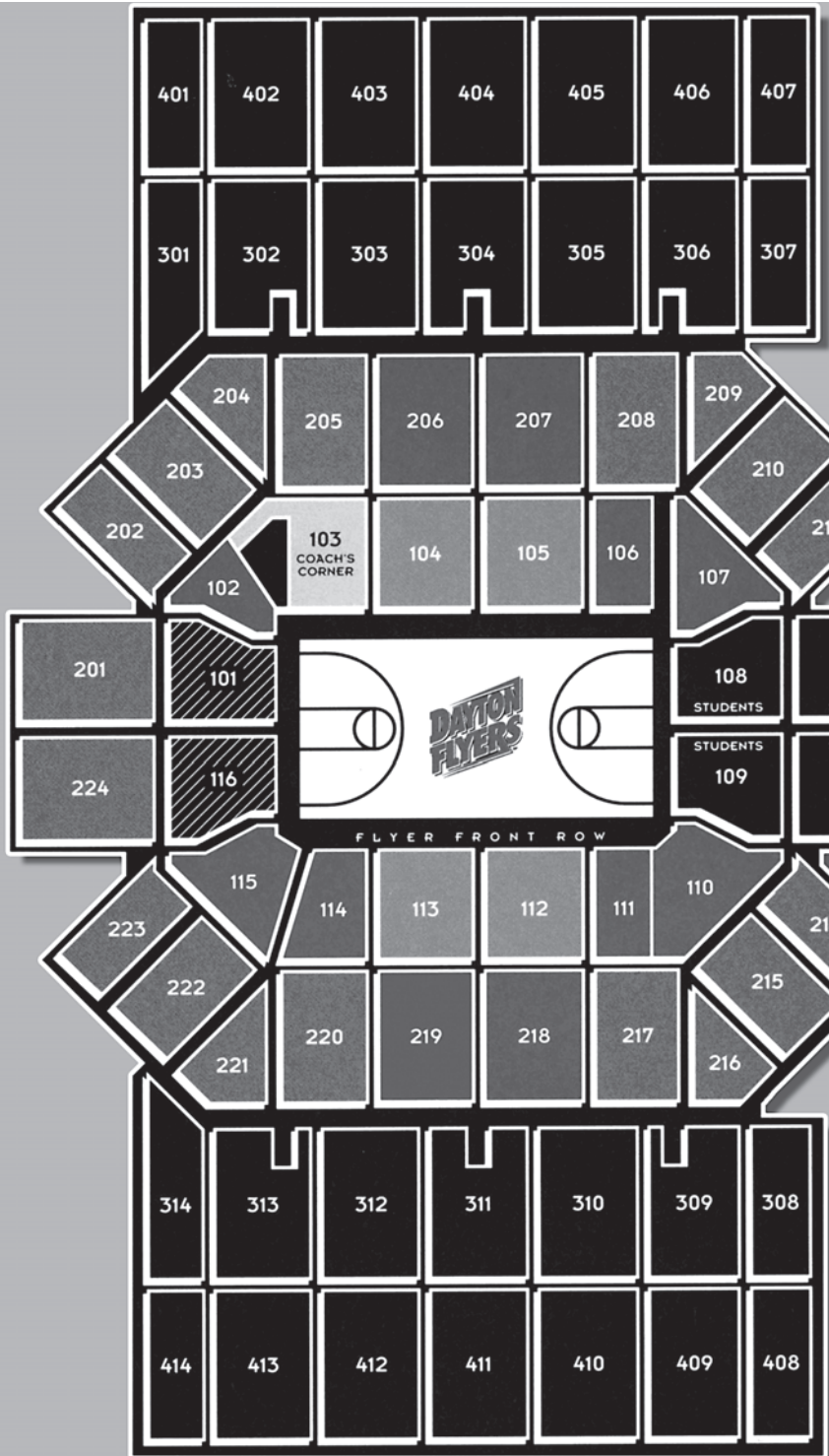




ARENA INFORMATION

2007 DAYTON BASKETBALL

SEATING MAP



THE ARENA A TO Z

ADVANCED TICKETS

The ticket office, located on the Arena's south side, is open weekdays from 9:00 a.m. to 4:30 p.m. and on weekends at 9:00 a.m. on days of events only. The UD Ticket Office phone number is (937) 229-4433.

CAMERA/VIDEO EQUIPMENT

Cameras are permitted. Video cameras and camera tripods are prohibited.

CAR PROBLEMS

Please go to the Customer Service desk, which is located in the Administrative Office for assistance.

LOST & FOUND

Please go to the Customer Service desk, which is located in the Administrative Office for assistance. Additionally, patrons can call (937) 229-4635 to check for lost and found items.

MEDICAL ASSISTANCE

First Aid is located in the Southwest corner of the Arena. Please contact any Arena personnel for immediate assistance.

PROHIBITED IN THE ARENA

Cans, bottles, alcoholic beverages, food items, backpacks, large purses, signs (that are larger than 8.5" x 11"), noisemakers, laser pointers, weapons of any kind, umbrellas, video cameras, camera tripods, and strollers are prohibited in the Arena.

PUBLIC TELEPHONES

Public telephones are located in the Southwest Concourse, near the Administrative Office.

SMOKING

Smoking is prohibited in the University of Dayton Arena. For certain events, exterior smoking areas may be available.

SOUVENIRS

Souvenirs may be purchased at the merchandise stands located in the North and South Concourses of the UD Arena during Flyer games. You can also find Dayton Flyer apparel through Korporate Kasuals at www.flyerattire.com.

STUDENT SHUTTLE BUSES

Shuttle buses are available from the campus for students during men's basketball games. Contact the ticket office at (937) 229-4433 for further information.

SUGGESTIONS

Please feel free to offer suggestions regarding your experience at the Arena to any available Arena personnel or call (937) 229-4635. You may also use comment cards which are located throughout the Arena, send an email to FlyerVoice@notes.udayton.edu or visit DaytonFlyers.com.


WILL CALL

Will Call tickets may be picked up at the ticket office on the south side of the Arena only.

WIRELESS INTERNET

The UD Arena is equipped for wireless internet access both in the seating bowl and in the media work room. A password is required to access the wireless network at UD Arena.

THE MEDIA





COVERING THE FLYERS


2007 DAYTON BASKETBALL

ON THE RADIO

All University of Dayton Flyer men's basketball games are broadcast live on WHIO Radio with Larry Hansgen and Bucky Bockhorn on the call. Bockhorn, a legendary Flyer who played several seasons for the NBA's Cincinnati Royals, has been providing Flyer color commentary for more than 30 seasons.

Hansgen, a graduate of Bowling Green State University, joined the WHIO broadcast staff in March of 1981, and has broadcast UD basketball games ever since with the exception of the 1999-2000 season when he took time off to adjust to his new responsibilities as program director at WHIO. Before coming to Dayton, Hansgen previously worked at WNKO Radio in Newark, Ohio, and WBNO Radio in Bryan, Ohio.

An expanded pre-game show will be broadcast from Frickers restaurant before home games. Also, after home games, Derrick Dukes hosts the "Flyer Feedback" post-game show on WHIO from Flanagan's Pub. All UD coverage can also be heard on www.whioam.com.



Larry Hansgen and UD Hall of Famer Bucky Bockhorn have been calling Dayton Basketball games for 23 seasons.

ON TELEVISION

University of Dayton basketball games are televised nationally, regionally and locally. National outlets include the ESPN family of networks, CSTV and Fox Sports Net. Regionally, UD games can be seen on CSTV Regional and Fox Sports Ohio. Locally, the relationship between the Flyers and WHIO-TV go back more than 50 years.

The WHIO-TV broadcast team of Sports Director Mike Hartsack and former Flyer point guard Derrick Dukes will bring the action to the Flyer Faithful on the CBS affiliate.



Mike Hartsack and Derrick Dukes are the WHIO-TV broadcast team.

Dayton Daily News
www.daytondailynews.com

WWW.DAYTONFLYERS.COM

As can be expected, the worldwide web is an excellent place to stay informed about Flyer hoops. The Flyers' newly designed website was designed by College Sports Online. It is maintained by UD Athletics Communication and has the most comprehensive data about the Flyers.

Fans can follow the action with live scoring called GAMETRACKER. Live scoring will be available for all home games and most road games, and features interactive tools to display game data, individual and team stats and much more. GAMETRACKER is also available for all of UD's home contests in football, soccer, volleyball and baseball.

Within one hour following basketball home games, the box score, game notes and photos will be available. After road games, box scores and game information will be made available as soon as possible. From DaytonFlyers.com, you can also access Atlantic 10 Conference information, Top 25 polls, player features, game notes and much more.

CSTV'S
COLLEGE sports
ONLINE

TEAMLINE

If you love listening to the Flyers, but are unable to tune in on television, radio or the internet; there is another option.

Hear the live radio play-by-play of the games over any telephone in the world with TEAMLINE! Just call 1-800-846-4700 and enter Dayton's access code of 1729. You can listen as long or as little as you like, including the pre-game and post-game show.

If you sign up for TRZ Long Distance, you can listen for FREE! Or you can use a Visa or MasterCard and pay as little as 25 cents per minute, including all long-distance charges. Call TEAMLINE at 1-800-225-5321 for more information with no obligation.

TEAMLINE
LIVE PLAY-BY-PLAY & MORE



TO THE MEDIA

MEDIA CREDENTIALS

Credentials are issued to accredited members of the media by Doug Hauschild in the Athletics Communication Office (937-229-4390) at least 24 hours prior to each game. Media passes will be picked up at the media entrance gate, next to the loading dock in the back of the UD Arena.

PHOTO CREDENTIALS

Photo passes for Flyer games will be issued by the Athletics Communication Office to accredited members of the media only. All requests must be made at least 24 hours prior to each home game. Still photographers are restricted to the right side of the basket at either end of the floor (per NCAA Tournament guidelines) unless prior arrangements are made with Doug Hauschild in the Athletics Communication Office (937-229-4390). Also, no flash photography is permitted unless approved in advance.

PRESS ROOM SERVICES

The basketball press room is located beneath the administrative offices at the UD Arena. It can be reached via the ramp that connects the outside to courtside. Team information, game programs, and starting lineups with game officials will be available before the game. Halftime stats will be delivered to press row at intermission and a full NCAA box with play-by-play will be furnished to members of the working press. Coaches' quotes and possibly featured player quotes (depending on the game) will also be made available. This information will be available about 30 minutes following each home game at www.DaytonFlyers.com.

POST GAME FILING

Fax service is available at the Arena. The press room will be equipped with three telephones available on a first-come, first-served basis. Persons requiring telephones at courtside should order phones through Doug Hauschild in the Athletics Communication Office (937-229-4390).

Those ordering phone service directly through UD Telcom cannot be guaranteed courtside placement. **Accessible wireless internet is available at courtside and in the media work room.**

PRESS ROW

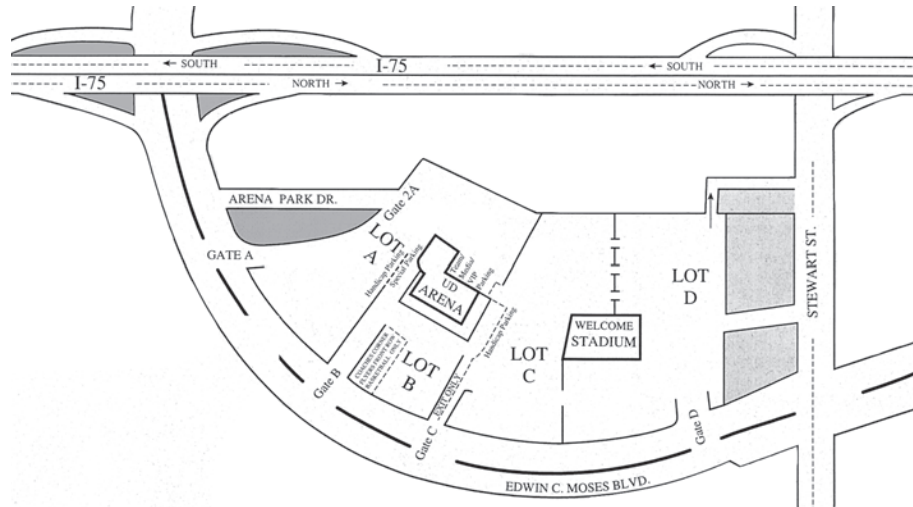
Press row is located courtside, opposite the team benches and scorers' table. Seating is limited and reserved for WORKING MEDIA ONLY. An emergency courtside phone line is briefly available during games. There are phone lines available in the press room. The press row number is (937) 449-2855. An auxiliary press area is in Section 301.

MEDIA PARKING

Windshield passes admitting cars into the arena parking lot will be provided upon request and availability. Media parking is reserved at the back of the UD Arena, near the loading dock. Please enter at Gate B and have your pass displayed.

NCAA TOURNAMENT CREDENTIAL POLICY

According to NCAA regulations, media wishing to be credentialed for the 2008 NCAA Tournament must meet NCAA guidelines and must attend 90 percent of Flyer home games.



LOCAL MEDIA OUTLETS

NEWSPAPERS

DAYTON DAILY NEWS
 BRIAN KOLLARS
 SPORTS EDITOR
 DOUG HARRIS
 UD BEAT WRITER
 TOM ARCHDEACON
 COLUMNIST
 116 S. MAIN STREET
 DAYTON, OHIO 45409
 (937) 225-2250
 SPORTS@COXOHIO.COM

TROY DAILY NEWS
 DAVE FONG
 SPORTS EDITOR
 TROY, OHIO 45373
 (937) 440-5251
 FONG@TDNPUBLISHING.COM

GREENE COUNTY DAILIES
 JON RUDY
 SPORTS EDITOR
 30 SOUTH DETROIT
 BOX 400
 XENIA, OHIO 45385
 (937) 878-3993
 SPORTS@GREENECOUNTYDAILIES.COM

THE TIMES
 SHAWN BAUMAN
 SPORTS EDITOR
 3085 WOODMAN DRIVE
 KETTERING, OHIO 45420
 (937) 294-7000
 TCSPTS@TCNEWSNET.COM

ASSOCIATED PRESS
 JIM HANNAH
 BUREAU CHIEF
 DAYTON, OHIO 45402
 (937) 225-2269
 JHANNAH@AP.ORG

FLYER NEWS
 WILL HANLON
 SPORTS EDITOR
 UNIVERSITY OF DAYTON
 DAYTON, OH 45469-0626
 (937) 229-3226
 FLYERNEWS@UDAYTON.EDU

RADIO

WHIO RADIO
 LARRY HANSGEN
 PLAY-BY-PLAY
 1212 WILMINGTON AVENUE
 DAYTON, OHIO 45420
 (937) 259-2111
 LARRY.HANSGEN@COX.COM

WHIO RADIO
 BUCKY BOCKHORN
 ANALYST
 3540 BIG TREE ROAD
 BELLBROOK, OHIO 45305
 (937) 848-2823

WHIO RADIO
 TOM MICHAELS
 7213 TAFFY LANE
 DAYTON, OHIO 45459
 (937) 291-1859
 TOMMYMIC@AOL.COM

1530 HOMER
 LANCE MCCALLISTER
 8044 MONTGOMERY ROAD
 SUITE 650
 CINCINNATI, OHIO 45201
 (513) 686-8300
 LANCEL1530HOMER@FUSENET.COM

MEGASPORTS
 STUART MASON
 SPORTS DIRECTOR
 P.O. BOX 316
 UPPER SANDUSKY, OHIO 43351
 (937) 229-3058

FLYER RADIO
 JIM GAZZALE
 SPORTS DIRECTOR
 UNIVERSITY OF DAYTON
 DAYTON, OHIO 45469-0616
 (937) 229-3058
 FLYERRADIO@UDAYTON.EDU

INTERNET
 FLYERHOOPS.NET (RIVALS)
 MATT SCHWADE
 4705 TUTTLES VIEW DRIVE
 DUBLIN, OHIO 43016
 (614) 446-9686
 MATT@FLYERHOOPS.NET

TELEVISION

WHIO-TV (CBS)
 MIKE HARTSOCK
 SPORTS DIRECTOR
 MARGARET BROSKO
 SPORTS
 DAYTON, OHIO 45401
 (937) 259-2111
 MIKE.HARTSOCK@COX.COM
 MARGARET.BROSKO@WHIOTV.COM

WKCF-TV (ABC/FOX)
 RYAN BRANT
 SPORTS DIRECTOR
 NATHAN BAKER
 SPORTS
 DAYTON, OHIO 45418
 (937) 262-1423
 RBRANT@SBGNET.COM
 NBAKER@WRGT.SBGNET.COM

WDTN-TV (NBC)
 JACK POHL
 SPORTS EDITOR
 NEIL KONERMAN
 SPORTS
 DAYTON, OHIO 45439
 (937) 293-5044
 JPOHL@WDTN.COM
 KONERMAN@WDTN.COM

WHIO-TV ANALYST
 DERRICK DUKES
 6261 CARY AVENUE
 CINCINNATI, OH 45224
 (513) 681-7471
 CINCYDUKES@EARTHLINK.NET

FLYER TV
 UNIVERSITY OF DAYTON
 DAYTON, OHIO 45469-2202
 (937) 229-4550



Amazing Results

Increase your power with performance training programs at The Sports Medicine Center.

Sports medicine isn't just about recovering from injuries. The Sports Medicine Center has state-of-the-art training facilities to help good athletes become great ones. Improve your performance by increasing power, agility, and endurance and avoiding injuries. We can help you achieve the results you've dreamed of.



James
Klosterman, MD



Michael
Barrow, MD



Good Samaritan Hospital

Premier Health Partners

The Sports Medicine Center

Expert Care for Every Athlete

9000 North Main Street Dayton, Ohio 45415 goodsamdayton.org 937-279-5720

+ CATHOLIC HEALTH
INITIATIVES



FLYER ATHLETIC FUND | TICKETS | MERCHANDISE | VISITOR'S GUIDE | PROSPECTIVE STUDENT-ATHLETES | ATHLETICS

MEN'S SPORTS

- Baseball
- Basketball
- Cross Country
- Football
- Golf
- Soccer
- Tennis

WOMEN'S SPORTS

- Basketball
- Cross Country
- Golf
- Rowing
- Soccer
- Softball
- Tennis
- Track & Field
- Volleyball

ATHLETICS INFO

- The University
- Academic Services
- Athletics Alumni
- Athletics Mission
- Calendar
- Camps
- Compliance
- Directions
- Donations
- Facilities
- Flyer Athletic Fund
- Future Flyer Kids Club
- Hall of Fame
- Multimedia
- Site Map
- Sports Medicine
- Staff Directory
- Strength & Conditioning
- Traditions
- Weather
- Wireless



MEN'S BASKETBALL

Celebration of Flyer Basketball DVD

Click here to purchase your copy



10/11/07
UD BASKETBALL MEDIA DAY KICKS OFF 2007-08 SEASON

The Dayton men's basketball team held its annual Media Day on Thursday with the players and head coach Brian Gregory meeting with the media to discuss the upcoming 2007-08 campaign. The Flyers, who return four starters from last year's 19-12 team, open practice this weekend.

- [2007-08 Season Outlook \(more\)](#)

HIGHLIGHTS



MEET COACH GREGORY

2007-2008

- Schedule
- Roster
- 2007 Recruiting Class
- Brian Roberts Video (in Quick Time format)
- Desktop Wallpaper
- A-10 Men's Basketball Championship

Coaches

- Brian Gregory - Head Coach
- Billy Schmidt - Assistant Coach
- Anthony Solomon - Assistant Coach
- Jon Borovich - Assistant Coach
- Matt Farrell - Director of Basketball Operations

Dayton Basketball

- Gameday
- UD Arena
- History

Archive

- 2006-2007
- 2005-2006
- 2004-2005

1290 WHIO Audio

- Live Gameday Audio
- The Brian Gregory Show

National City.



Nominate a survivor

MORE HEADLINES

10/11/07
FLYERS TO HOLD NATIONAL ANTHEM TRYOUTS SUNDAY, OCTOBER 28
National Anthem Performers Wanted For UD Basketball Games

10/9/07
A CELEBRATION TO REMEMBER
Flyer Faithful Treated To A Great Evening of Dayton Basketball

10/5/07
DAYTON STUDENT-ATHLETES SHINE IN 2007 GSR REPORT
Nine Flyer Teams Tallied Perfect Graduation Rates in the Latest Study

9/10/07
TICKETS ON SALE FOR "CELEBRATION OF FLYER BASKETBALL" HELD OCTOBER 9
Fans Can Purchase Tickets Through Ticketmaster or the UD Arena Ticket Office

9/24/07
UD TEAMS WITH ADVENTURES FOR WISH KIDS IN 2007 SHOT-A-THON
Event To Be Held At UD Arena On Sunday, October 14

9/20/07
UD MEN'S BASKETBALL TO HOLD AN OPEN WALK ON TRYOUT
Tryout to be Held At The Athletics Practice Facility

9/19/07
UD MEN'S BASKETBALL ANNOUNCES TWO EXHIBITION GAMES
Both UD Opponents Went to the NCAA Division II Tournament Last Year

WWW.DAYTONFLYERS.COM

DAYTONFLYERS.COM DAYTONFLYERS.COM DAYTONFLYERS.COM DAYTONFLYERS.COM DAYTONFLYERS.COM DAYTONFLYERS.COM DAYTONFLYERS.COM DAYTONFLYERS.COM DAYTONFLYERS.COM DAYTONFLYERS.COM

2007-08
DAYTON FLYER BASKETBALL

MARCUS JOHNSON
SOPHOMORE

LONDON WARREN
SOPHOMORE

CHARLES LITTLE
JUNIOR

KURT HUELSMAN
SOPHOMORE

FLYER





2007-2008
DAYTON MEN'S BASKETBALL
A CHAMPIONSHIP TRADITION

THE UNIVERSITY OF DAYTON HAS BEEN RANKED IN THE **TOP 30** FOR NCAA DIVISION I ATTENDANCE FOR THE LAST 10 YEARS. IN ADDITION, UD HAS RANKED IN THE TOP 25 FOR ATTENDANCE 22 TIMES SINCE THE BUILDING OPENED FOR THE 1969-1970 SEASON.

LAST YEAR, UD WAS RANKED 28TH IN THE NCAA WITH AN AVERAGE OF
12,266 FANS A GAME.





DAYTON FLYERS